

2004

2004. 11



방송위원회
KOREAN BROADCASTING COMMISSION

2004

• ()
()
()
()

-
-
1. 본 보고서는 지난 2004년 7월 22일~8월 7일 사이에 실시된 실태조사에 따라 방송사업자 및 중계(음악)유선방송사업자, 전광판방송사업자, 방송 지주회사 등으로부터 취합한 자료를 정리·수록한 것입니다.
 2. 수록 현황 및 통계표는 대부분이 조사시점인 2004년 6월 이전 현황으로 보고서 발간 시점의 사업현황과는 차이가 있을 수 있으며, 본 보고서의 제3장 제6절 <방송사업자 손익 및 재무현황>은 「2003년도 방송사업자 재산상황 공표집」(방송위원회, 2004. 6) 및 사업자 제시자료를 바탕으로 작성되었습니다.
 3. 본 보고서의 현황 및 통계는 오류가 있을 수 있으며, 발견되는 오류 내용은 위원회 홈페이지 www.kbc.go.kr에 정정 게시할 예정입니다.
 4. 본 보고서는 무기지로서, 실태조사 참여 사업자 및 국회·정부부처·방송유관기관에 배포되며, 일부 주요 현황만 위원회 홈페이지(www.kbc.go.kr)를 통해 공개됩니다. 세부내용에 대한 자료가 필요하신 분은 위원회 자료실(방송회관 17층)의 보관분 보고서를 이용하실 수 있습니다. 본 보고서에 대한 의문이나 궁금하신 사항은 방송위원회(02-3219-5332)로 문의하여 주시기 바랍니다.

1. 본 보고서에 사용된 부호 중 ‘-’는 ‘측정 불가능’ 또는 ‘자료 없음’을, 공백(Blank)은 ‘해당없음’ 또는 ‘0’을 나타냅니다.
2. 본 보고서에서 ‘방송사업’이란 용어는, 매체를 소유·운영하거나 방송채널을 직접 관리하는 방송사업자를 지칭하는 의미로 사용하였으며, ‘방송산업’은 방송사업 외에 유관사업인 ‘전광판방송업’등을 포함하는 개념으로 사용하였습니다.
3. 본 보고서에서 전광판방송사업자(이하 ‘전광’)는 위원회가 조사표를 접수한 사업자수에 해당하는 자료로서 전체사업자의 현황을 나타내는 것은 아님에 유의하시기 바랍니다.



1

- 1. 3
- 2. 3
- 3. 4
 - 가. 방송산업 분류 기준 4
 - 나. 기본통계 항목 5
- 4. 6

2

- 1. 9
 - 가. 방송산업 분류에 따른 개관 9
 - 나. 국내 방송산업의 시장규모 11
- 2. 12
 - 가. 지상파방송사 12
 - 나. 종합유선방송사 15
 - 다. 중계유선방송사 17
 - 라. 방송채널 사용사업자 17
 - 마. 위성방송사업자 18
- 3. 18
 - 가. 지상파방송사 18

나. 종합유선방송사	19
(1) 종합유선방송사들의 수평적 결합	19
(2) 외국자본 출자 현황	20
(3) 종계유선 매입 및 협업 현황	20
다. 방송채널사용사업자	20
(1) 방송채널사용사업자들의 수평적 결합	20
(2) 방송채널사용사업자의 수직적 결합	21
(3) 외국자본 출자 현황	21
4.	22
가. 매체별 종사자 현황	22
나. 성별 종사자	23
5.	24
가. 유료방송 서비스시장 현황	24
(1) 유료방송 서비스시장 동향	24
(2) 유료방송 서비스 가입자 현황	25
나. 채널 운영 및 서비스 가격 현황	26
(1) 종합유선방송	26
(2) 종계유선방송	27
(3) 위성방송	27
다. 전송망 현황	28
라. 부가서비스 실시 현황	28
6.	29
가. 지상파방송사	29
(1) 프로그램 제작 및 수급현황	29
(2) 프로그램 수출입 현황	31
(3) 국제 공동제작 현황	33
(4) HDTV 프로그램 제작수급 및 편성현황	34
나. 방송채널사용사업자	34

(1) 프로그램 편성 및 수급현황 34

(2) 프로그램 수출입 현황 35

다. 종합유선방송사 36

(1) 프로그램 편성 및 수급현황 36

3

1

1. 41

가. 방송매체별 사업자 수 41

나. 지역별 방송사업자 수 42

2. 43

가. 방송산업 종사자 현황(유관산업 포함, 2004년 6월 기준) 43

(1) 직종별 종사자 현황 43

(2) 성별 종사자 현황 44

나. 직종별 종사자 현황(1999~2003년) 45

다. 방송유관산업 종사자 현황 46

3. 47

가. 방송사업자 서비스 매출액 구성내역(비영리수입 포함) 47

나. 방송유관산업 서비스 매출액 48

다. 방송사업 영리매출 현황 49

라. 방송산업별 부가가치 생산액 50

마. 방송 광고매출 세부내역 51

(1) 방송광고매출 현황 51

(2) 지역별 광고매출 현황 52

(3) 지상파방송사업자 매체별 광고수입 53

바. 누적잉여금 및 결손금(이익잉여금) 54

(1) 지상파방송	54
(2) 방송채널사용사업	56
(3) 종합유선방송	60
(4) 위성방송	64
4.	65
가. 유료방송 서비스 가입가구 현황	65
나. 유선방송 지역별 가입가구 현황	66
다. 유료방송 서비스별 지역 가입자 현황	68
5.	69
가. 외국자본 출자 출연현황	69
나. 주요결합사업자 및 매출 현황(2004년 6월 현재)	71
다. MSO/MSP 결합사업자 매출액 및 매출액 점유율	73
6.	74
가. TV수상기 등록 현황	74
(1) 연도별 등록현황(가정용+일반용)	74
(2) TV 보급률	75
나. 방송채널 및 기타 일반현황	76
(1) 지상파방송 채널현황(2004년 6월 현재)	76
(2) 지상파 및 위성방송국 시설현황(2004년 6월 현재)	77
(3) 방송채널사용사업 공급분야 현황(2004년 6월 현재)	79

2

1.	83
가. 지상파방송사 제작 및 수급 현황	83
나. 업체별 외주제작 편수와 시간	85
다. 프로그램 저작권 현황	85
라. 외주제작사 저작권 인정사례	86
마. 지상파 방송사 프로그램 국내 판매 및 구매현황	92

(1) 프로그램 국내 판매현황	92
(2) 프로그램 국내 구매현황	96
바. 방송채널사용사업자 제작 및 수급현황	102
(1) 2003년 연간 외주제작 현황	102
(2) 2003년 연간 외주제작 세부내역	102
사. 방송채널사용사업자 프로그램 국내 판매 및 구매현황	106
(1) 프로그램 국내 판매현황	106
(2) 프로그램 국내 구매현황	108
2.	113
가. 방송사 수출입 현황	113
(1) 수출입 총괄	113
(2) 수출입 대상국별 현황	114
(3) 장르별 수출입 현황	116
(4) 국가 장르별 수출입 현황	118
3.	123
가. 지상파방송사 공동제작 현황	123
(1) 국내 공동제작 현황	123
(2) 국외 공동제작 현황	126
나. 종합유선방송 지역채널 공동제작 현황	127
4.	129
가. 지상파방송사	129
나. 방송채널사용사업자	133
5. HDTV	134
가. 지상파방송사의 HDTV 프로그램 제작수급 현황	134
(1) 자체제작현황	134
(2) 외부제작현황	137
나. 지상파방송사의 HDTV 프로그램 편성현황	139
(1) 주간 방송편성 현황	139

(2) 연간 방송편성 현황	139
6. (2004 6)	140
가. 지상파방송 제작시설 현황(요약)	140
나. 지상파방송 제작시설 세부내역	141
다. 방송채널사용사업자 제작시설 현황	145
라. 종합유선방송사 제작시설 현황	148

3

1. 가	155
가. 최근 3년간 종합유선방송 가입자 변동추이	155
나. 종합유선방송가입자 세부 현황(2004년 6월 기준)	156
(1) 서비스별 가입자 현황	156
(2) 주거형태별 가입자 현황	171
다. 종계유선방송 가입가구수 및 수신료 현황	175
2.	182
가. 종합유선방송 채널선택제 실시 현황	182
나. 종계유선방송 채널운영 현황	187
(1) 전체 방송운영채널 규모	187
(2) 종계유선방송 채널운영 세부내역	188
3. 가	193
가. 부가서비스 실시현황	193
나. 제휴업체별 초고속 인터넷 서비스 가입자	193
다. 유선방송 사업자별 부가서비스 세부 내용	195
(1) 종합유선방송의 초고속 인터넷 서비스	195
(2) 종계유선방송의 초고속 인터넷 서비스	207
4.	210
가. 위성방송 지역별 가입자 현황과 SO/RO 가입자 비교	210
나. 위성방송 채널운영	211

다. 주거형태별, 서비스별 가입자 현황 211

- (1) 주거형태별 가입자 현황 211
- (2) 서비스별 가입자 현황 212

4

1. 229

- 가. 수평적 사업결합 현황 229
 - (1) PP복수채널 운영 현황 229
 - (2) 복수SO 운영현황(법인 및 개인 최다출자자) 231
 - (3) 종합유선방송사의 종계유선 매입 및 협업 현황 232
- 나. 수직적 사업결합 현황 238
 - (1) 지상파방송사업자의 PP에 대한 투자내역 238
 - (2) 방송채널사용사업자의 SO, 위성방송 등에 대한 투자내역 239

2. 241

- 가. 방송지주회사 현황 241
 - (1) 온미디어(주) 241
 - (2) 씨앤앰커뮤니케이션(주) 242
- 나. 지상파방송사업자 관계회사 현황 243
- 다. 방송채널사용사업자 관계회사 현황 245
- 라. 종합유선방송사업자 관계회사 현황 247
 - (1) 지역채널 운영관련 관계회사 247
 - (2) 종합유선방송사업자 관계회사 248

3. 250

- 가. 평균자본금 규모 250
- 나. 지상파방송사업자 자본금 및 최다출자자 현황(2003년 12월 기준) 251
- 다. 방송채널사용사업자 자본금 및 최다출자자 현황(2003년 12월 기준) 253
- 라. 종합유선방송사업자 최다출자자 및 지분율 현황 258

1.	(2004 6)	265
가.	지상파방송사업자 종사자 세부 현황	265
나.	방송채널사용사업자 종사자 세부 현황	274
	(1) 정규직 종사자 세부 현황	274
	(2) 계약직 종사자 세부 현황	284
다.	종합유선방송 종사자 세부 현황	289
라.	위성방송사업 종사자 현황	298
바.	권광관방송사업 종사자 현황	299
2.		301
가.	지상파방송사	301
	(1) 지상파방송 방송시간 현황	301
	(2) 지상파방송 편성 현황 - 장르별	314
	(3) 외부제작 프로그램 편성현황	318
	(4) TV 폐쇄자막방송 실시 현황	320
나.	방송채널사용사업자	321
	(1) 방송시간과 제작원별 편성비율	321
	(2) TV 폐쇄자막방송 실시 현황	328
다.	종합유선방송사업자 지역채널 운영 현황	329
	(1) SO 주간 방송시간 현황	329
	(2) SO의 PP장르별 방송시간 현황(2004년 6월 말 현재)	335
	(3) SO의 제작원별 방송시간 현황(2004년 6월 말 현재)	341
	(4) 자체제작의 장르별 시간 및 제작 비용(연간)	345
	(5) 외부제작의 장르별 시간 및 제작 비용	350
라.	위성방송사업자 자체채널 운영 현황	355
	(1) 자체 채널 방송시간 현황	355
	(2) 자체 채널 주간 편성비율	355
3.		356

가. 지상파방송사 시설투자 현황	356
나. 방송채널사용사업자 시설투자 현황	359
다. 유선방송사업자 시설투자 현황	365
(1) 유선방송사업자의 연간 시설장비 투자금액	365
(2) 종합유선방송사업자 시설 투자 금액	365
라. 위성방송사업자	371
(1) 연간 시설장비 투자금액	371
마. 종합유선방송사업자 권송망 현황	372
5.	383
가. 관광관 일반 운영 현황	383
나. 관광관 일일운영시간	385
6	
1.	389
가. 매체별 손익 및 재무현황(2003년)	389
나. 주요 재무비율(2003년)	390
다. SO 지역별 손익 및 재무현황	392
2.	394
가. 손익 현황(2003년)	394
(1) 요약 손익 계산서	394
(2) 매출액 구성내역	395
나. 재무 현황(2002~2003년)	399
다. 주요 재무비율(2002년~2003년)	400
3.	402
가. 손익 현황(2003년)	402
(1) 요약 손익 계산서	402
(2) 매출액 구성내역	407
나. 재무현황(2002~2003년)	411

다. 주요 재무비율(2003년) 415

4. 423

가. 손익 현황(2003년) 423

 (1) 요약 손익 계산서 423

 (2) 매출액 구성내역 429

나. 재무현황(2002~2003년) 434

다. 주요 재무비율(2003년) 440



1

1. (2004 6) 455

2. (2004 6) 457

3. (2004 6) 461

4. (2004 6) 465

2

1. (2004 11) 469

2. (2004 6) 473

3. (2004 6) 481

4. (2004 6) 488

5. (2004 6) 499

6. (2004 6) 500

7. (2004 6) 502

1

1.

방송위원회가 발간하는 <방송영상산업 실태조사 보고서>는 방송서비스 및 산업 동향파악을 통한 방송산업 기초자료를 확보하고 이를 정책수립에 활용하고자 하는데 있다. 또한, 현재 국내 방송산업에 대한 통계자료의 체계성이 미비한 점을 감안해서 방송산업에 대한 기초누적통계를 작성하여 통계자료를 체계화하고 누적자료에 근거한 중장기적인 산업의 발전전망을 예측할 수 있도록 지원함으로써 방송시장의 지표를 제공하고자 하는 목적을 지니고 있다.

2.

본 조사의 주요 내용은 실태조사 및 보고서 작성을 위해 방송산업 분류 및 기본통계 항목에 대한 기존마련 작업을 선행하였으며, 이에 근거하여 실태조사 실시 및 보고서를 작성하였다. 특히, 실태조사는 통계청(문화산업통계) 및 기타 통계작성 유관기관과 협의하여 조사 자료를 공유할 수 있도록 조사표를 구성·실시하였으며, 실태조사의 집계·분석과정 및 보고서 작성과정에서는 전문가의 자문을 병행함으로써 보고서의 질을 제고할 수 있도록 하였다.

방송산업 분류 및 기본 통계 항목 마련

- 통계작성 체계화를 위한 방송산업 분류 기준 마련 및 적용
- 통계생산의 연속성을 고려한 기본 통계항목 설정 추진

방송영상산업 및 서비스 실태조사 실시

- 방송사업 유관사업 700여 사업자 대상 실시

실태조사 집계분석 및 보고서 작성

- 실태조사 결과 현황 및 통계표 작성
- 분석보고서 산업구조 변화와 전망 작성

3.

가.

위원회 통계작성의 체계화를 위해 적용할 방송산업분류 기준은 전문가의 의견을 수렴하여 다음과 같은 기준을 적용하였다.

대분류	중분류	소분류	세부구분	표준산업분류	
방송산업	지상파방송업 라디오방송 텔레비전방송 유선방송업 종합유선방송 중계유선방송 음악유선방송 위성방송업 프로그램제작·공급업 방송채널사용사업 프로그램제작업 기타방송업 인터넷방송업 전광판방송업 기타방송업		(공영, 민영, 특수) (공영, 민영) (1차, 2차, 3차, 4차) (일반, 흥소핑) (DATA, 기타)	8721 87211 87212 87222 87222 분리 87222 분리 87222 분리 87223 신설 87221 87114 신설 신설 신설 신설	
		관련산업		(산업분류)	
		방송전송업		→"기타전기통신업"	64299
		방송전송업(유무선)			
		방송배분업(유무선)			
		광고업(TV)		→"기타광고업"	7459

주요 특징으로는, '방송채널사용사업' 및 '프로그램제작업'을 포함하여 '방송프로그램 제작·공급업'으로 분류하였으며, '프로그램제작업'에 '독립 제작사'는 물론 '방송사 제작자회사'를 포함시켰다. 기술의 발전 등에 따라 등장하기 시작한 '인터넷방송' 및 '데이터방송' 등은 '기타방송업'으로 분류하였다.

방송위원회가 직접 관할하지 아니하는 방송산업에 대하여는 점차적으로 실태조사 조사대상에 반영하기로 하였으며, 유관기관의 통계 자료를 활용하는 방법을 병행하였다.

위원회는 연속적인 통계자료의 생산을 전제로 하여 기본통계 항목을 반영한 실태조사를 추진하였다. 기본통계 항목은 OECD 통계항목 등 국제기준을 고려하여 다음 6가지 항목을 설정, 적용하였다.

- (가) TV 보급률 (TV수상기 보급대수, 디지털수상기 보급대수)
- (나) 사업자 및 종사자 수 (매체 및 채널수, 매체·직군별 종사자)
- (다) 매출액 (매출구성내역, 시장점유 및 광고점유율 포함)
- (라) 프로그램 제작·유통 (제작비용, 수출입, 외주제작 포함)
- (마) 부가가치 생산액
- (바) 유료방송서비스 가입자수 (상품 및 가격 포함)

기본통계 항목 중 TV보급률과 TV시청시간은 각각 KBS의 TV수상기 등록현황 및 통계청의 2003년 사회통계 조사결과를 활용하였으며, 나머지 항목은 위원회의 실태조사 결과를 활용하였다.

4.

2004년도 실태조사는 「2004년 방송영상산업 및 서비스 실태조사」라는 명칭으로 시행되었으며, 조사개요는 다음과 같다.

조사담당 : 방송위원회
 조사방식 : 권수조사 및 인터넷 설문조사
 조사대상 및 조사업체수

사 업 구 분	조사대상 사업자수	조사된 업체수
지상파방송사업자	43 개사	43 개사 (100.0%)
방송채널사용사업자	(342 채널) 159 개사	(331채널)151 개사 (95.0%)
종합유선방송사업자	119 개사	119 개사 (100.0%)
중계유선방송사업자	254 개사	209 개사 (82.3%)
음악유선방송사업자	72 개사	10 개사 (13.9%)
전광판방송사업자	42 개사	25 개사 (59.5%)
위성방송사업자	1 개사	1 개사 (100.0%)
기타 방송관련사업자	(지주회사) 2 개사	2 개사 (100.0%)
합 계	737 개사	556 개사 (75.4%)

주1) 방송채널사용사업자는 159개사 중 8개 업체는 추적불가하여 조사된 업체는 151개 사임.
 주2) 중계유선방송사업자는 전체 299개사 중 45개 업체가 추적불가하여 조사대상 업체수는 254개사가 됨.

조사기준일 및 조사기간

- 조사기준일 : 2003년 12월 31일 (일부항목 2004년 6월 기준)
- 조사대상기간 : 2003년 1월 1일~12월 31일 (1년간)
- 조사실시기간 : 2004년 7월 22일~8월 7일 (15일간), 9월 초까지 추가접수

조사항목 (주요내용)

- 사업일반현황 (종사자, 부가가치 등 사회통계 항목)
- 방송사업현황 (매출 및 비용 세부내역, 사업결합, 시설현황 등)
- 방송운영현황 (방송시간 및 편성비율 등)
- 프로그램 제작 및 유통현황 (제작비, 외주, 수출입 등)
- 방송서비스 현황 (가입자수, 가격, 채널구성 등)

A large, light gray crosshair is centered on the page. A thick, black horizontal bar is superimposed over the center of the crosshair. The number '2' is printed in white, centered within this black bar. The background of the page is white.

2

1.

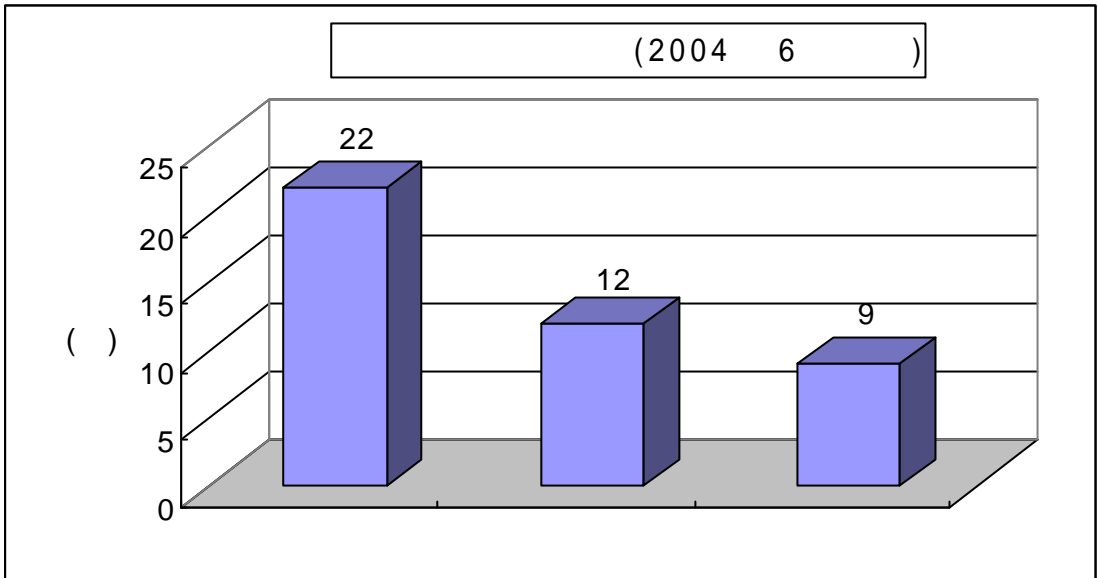
가.

현재 국내 방송산업은 크게 다음과 같이 분류된다.

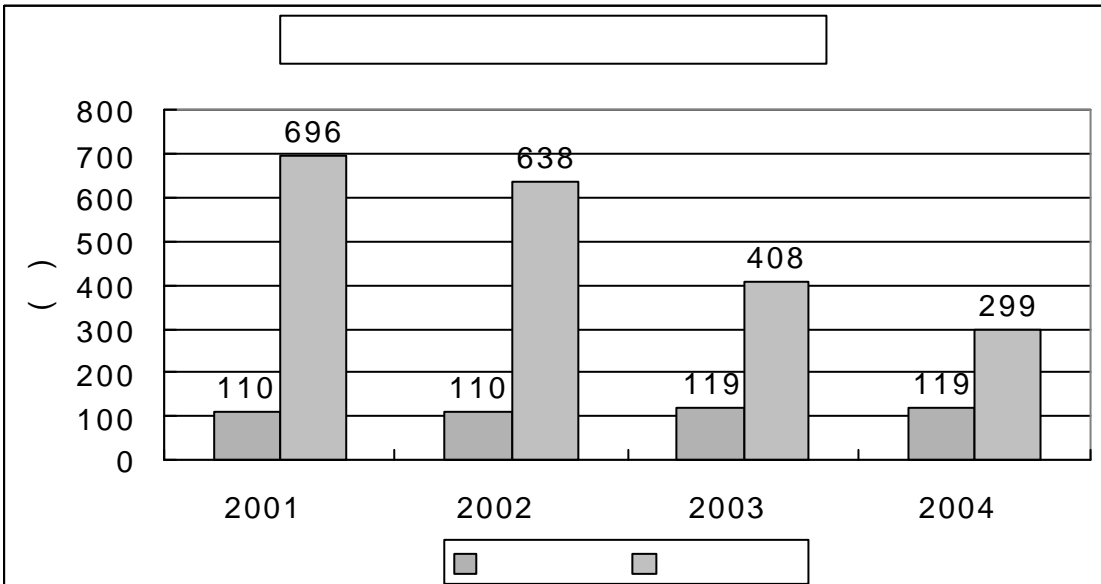
지상파방송업	라디오 방송 (공영, 민영, 특수)
	텔레비전 방송 (공영, 민영)
유선방송업	종합유선방송 (1차, 2차, 3차, 4차)
	중계유선방송
	음악유선방송
위성방송업	
프로그램 제작공급업	방송채널사용사업 (일반, 홈쇼핑)
	프로그램제작업
기타 방송업	인터넷 방송업
	관광관 방송업
	기타 방송업 (DATA, 기타)

이러한 분류에 따라 현재 방송산업 현황을 살펴보면 다음과 같다.

먼저 지상파방송은 텔레비전과 라디오로 세분되며, 텔레비전 방송은 KBS, MBC, EBS, 그리고 SBS를 포함한 12개 지역민방사업자가 있으며, 라디오 방송은 KBS, MBC, SBS, EBS 등 공민영방송 사업자와 9개의 특수방송사업자(종교방송 5개, 교통방송 2개, 국악 FM 방송 1개, 국제방송교류단 라디오 FM 1개)가 있다. 위성방송은 2002년 3월에 개국한 스카이라이프(SkyLife)가 있다.



유선방송은 종합유선방송사업자(SO)와 중계유선방송사업자로 구분되며 2004년 6월 현재 종합유선방송사업자는 119개의 사업자가 있으며, 중계유선방송사업자는 종합유선방송사업자로의 전환 또는 흡수로 인해 2001년 696개 사업자에서 2002년 638개 사업자, 2003년 408개 사업자, 2004년 6월에는 299개 사업자로 그 수가 대폭 감소하였다.



한편 허가승인 및 등록을 한 방송채널사용사업자는 2001년 121개에서 2002년 165개로 전년 대비 36.4% 증가하였으나 2003년에는 123개로 2001년 수준으로 감소하였다가 2004년 6월 현재 159개(법인기준)로 증가하였다. 음악유선방송의 경우 2004년 6월 등록기준 72개사업자로 2002년 이후 지속적으로 감소하고 있는 것으로 나타났다. 반면 관광관 방송은 2004년 6월 현재 등록기준 42개 사업자가 있는 것으로 나타났다.

2003년은 국내 방송산업에 있어서 중요한 전환점이 된 한해였다고 할 수 있다. 디지털 기술의 급격한 발전에 따른 새로운 매체의 출현(위성 DMB, 지상파 DMB)의 기반이 마련되었으며, 2004년부터 본격적으로 실시될 케이블의 디지털화 및 새로운 부가서비스의 출현 등 새로운 방송환경의 변화가 예상되고 있다.

2003년도 전체 방송서비스 매출액 규모는 7조 1,355억원을 기록하여 전년대비 25.1%가 감소(2조 3,398억원)한 것으로 나타났다. 이러한 감소추세는 지상파방송사업자와 방송채널사용사업자의 서비스 매출액 감소에 기인한바 크다고 할 수 있을 것이다. 반면 전체 방송서비스 매출액 규모의 감소에도 불구하고 종합유선방송과 위성방송은 유료방송의 확대와 가입가구 수의 증가에 의해 수익이 크게 증가하였다.

지상파방송 42개 사업자의 서비스 매출액은 2003년 3조 5천억원으로서 전년 대비 880억원이 감소하였으며, 이러한 감소는 2002년의 경우 월드컵 특수에 의한 광고수입이 급등하였으나, 2003년에는 이와 같은 특수에 의한 광고수입이 사라지고 일반적인 연간 성장세로 돌아섰다고 할 수 있다. 반면 국내 시장의 확대 및 중국, 대만, 동남 아시아 및 일본 시장에 대한 한류의 확대에 의해 프로그램 수출 판매 수익은 2002년 2,700만 달러의 규모에서 2003년 3,600만달러로 크게 증가하였다.

종합유선방송은 2003년 1조 750억원의 매출액을 보여 전년 대비 2,863억원(36.3%)의 증가를 보인 것으로 나타났다. 특히 세부 수입 내역을 살펴보면, 수신료수입, 광고수입 및 인터넷관련 수입, PPV 사업수입, 기타 사업수입 등 서비스 구성 내역 전반에서 수입이 증가한 것으로 나타났다. 한편, 종계유선의 경우 SO로의 흡수, 합병 및 폐업 등으로 인하여 전년 대비(1,077억원) 462억원의 매출액 감소가 이루어졌다.

방송채널사용사업의 경우 159개 사업자로서 수익 면에서 2조 3,023억원의 매출을 보여 전년 대비(4조 9,269억원) 2조 6,246억원의 매출액이 감소한 것으로 나타났다. 이러한 감소세는 상품판매수입의 감소에 기인한바 크다고 할 수 있으며, 또한 2002년과 2003년의 회계기준의 변경에 따라 상품판매수입의 계상이 다르게 이루어져 명목상의 감소가 이루어졌다고 할 수 있다. 반면, 상품판매수입을 제외한 수신료수입, 광고수입, 프로그램판매 수입, 기타사업수입에서는 전년 대비 증가를 기록하였다. 위성방송은 2003년 1,496억원의 서비스 매출을 기록하여 전년 대비 135.5%(861억원)의 증가를 기록하였다. 위성방송은 앞으로 지상파 방송사 프로그램의 재송신 및 공격적 마케팅의 영향으로 서비스 매출액의 증가폭은 급격하게 상승할 것으로 판단된다.

한편 전광판방송업(25개 업체)은 꾸준한 서비스 매출액의 증가를 기록한 것으로 나타났다. 2003년 서비스 매출액은 2,216억원으로서 2002년 매출액 1,355억원보다 861억원(63.5%)이 증가하였다. 전광판방송업의 매출액 구성내역을 살펴보면 전체 매출액의 81.7%(1,810억원)가 기타사업수입(제휴사업, 콘텐츠사업, 옥외광고 등으로 인한 수입 포함)이며, 전광판 광고수입 304억원(13.7%), 멀티미디어사업 수입 69억원(3.1%), 문화·출판사업수입 34억(1.5%)이었다. 전광판방송업의 운영비는 총 94억원으로서 이중 임대료(43.2%)가 가장 많았으며, 다음으로 제작운영비(24.1%), 기타비용(16.4%) 등의 순서였다.

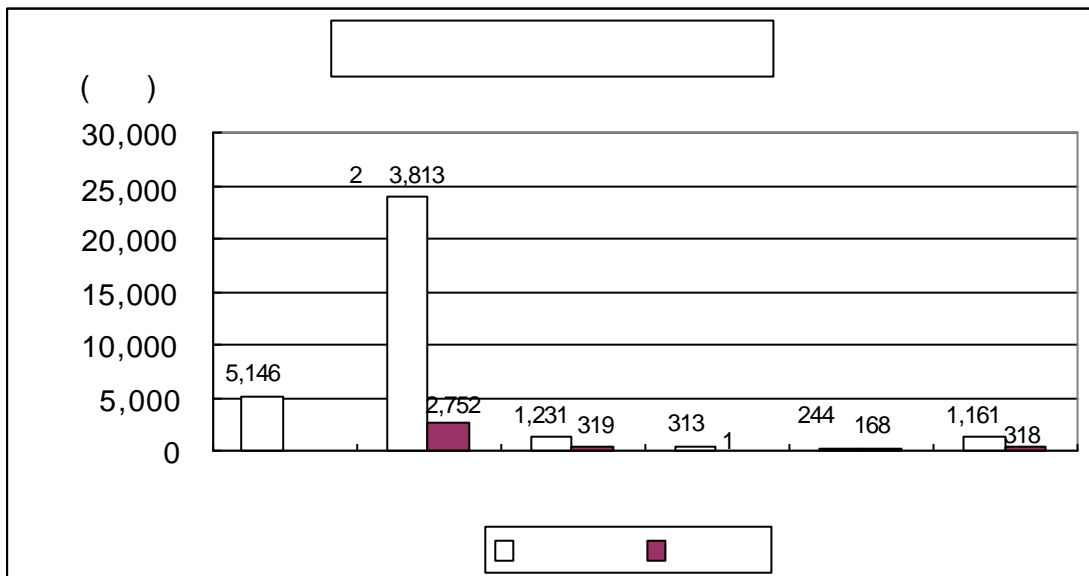
2.

가.

지상파 방송사는 2003년 수도권 지역의 지상파 디지털 방송 의무 시간이 주당 13시간으로 확대되었으며, 앞으로 실시될 지상파 디지털 멀티미디어 방송(DMMB)에 대한 사업 준비 등 사업의 다각

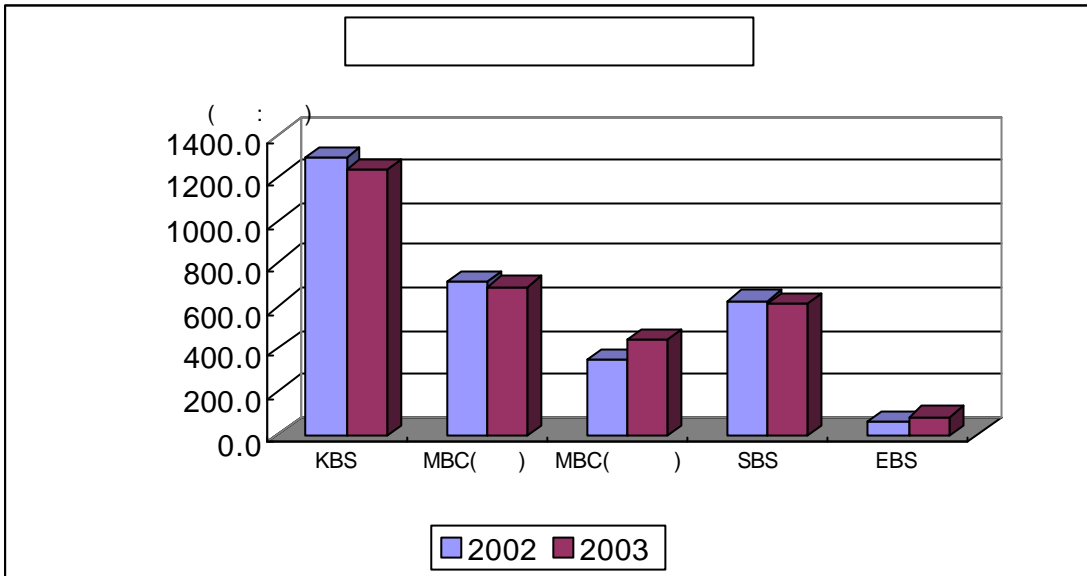
화에 대한 노력을 경주한 한해였다. 특히 지상파 방송의 디지털화 확대에 따른 비용의 증가, 국가 경제의 침체로 인해 지상파 방송전반에 걸친 광고시장의 하락은 지상파 방송사들의 경영에 심각한 영향을 미쳤다. 지상파방송사의 수입원은 시청료수입, 광고수입, 협찬수입, 프로그램 판매수입, 비영리사업수입, 기타사업수입으로 구성되며, 이중 광고수입이 가장 높은 비율을 차지한다.

2003년도 지상파방송사의 총수입은 3조 5,482억원으로 전년도 대비 884억원이 감소하였다. 이러한 수입 감소의 가장 큰 원인은 라디오의 광고수입, 비영리수입의 감소, 텔레비전 분야의 광고수입, 협찬수입, 비영리수입 등의 감소에 따른 것으로 나타났다. 그러나 지상파방송사의 전반적인 수입 감소 추세는 2002년 월드컵 특수라는 상황을 반영해 볼 때 큰 폭의 감소가 이루어진 것은 아니라고 할 수 있다.

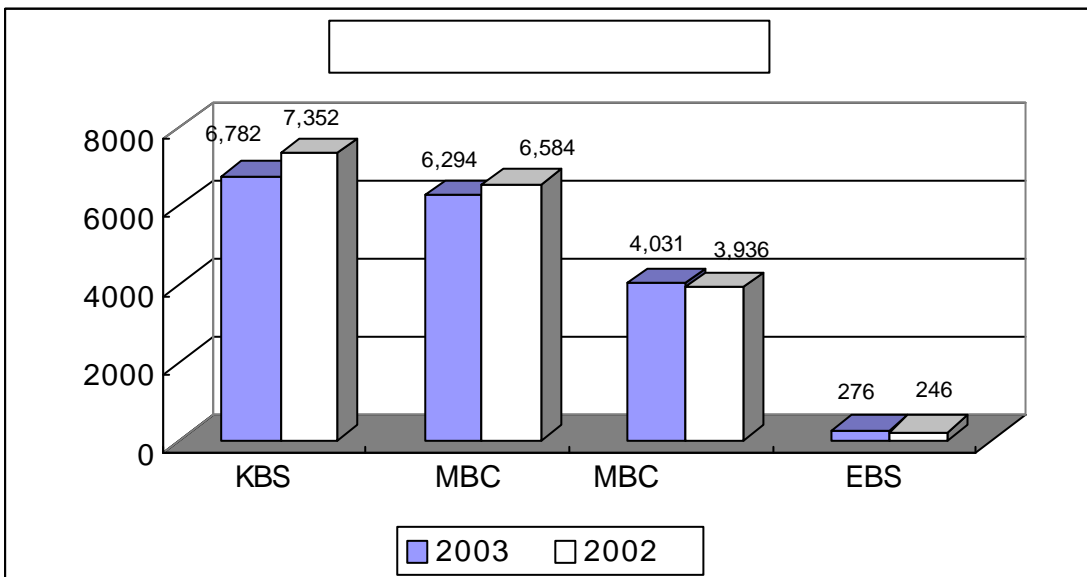


2003년도 지상파방송사의 총 영리매출은 3조 5,079억 원이며, 이 수치는 2002년 대비 398억 원이 감소한 수치이다. 라디오의 경우 총 3,458억 원으로 전년대비 58억 원이 증가하였던 반면 텔레비전의 경우는 3조 1,621억 원으로 전년대비 455억 원이 감소하였다.

주요 방송사업자별 영리 매출 현황을 살펴보면, KBS의 경우 2003년 영리매출액은 1조 2,342억 원으로서 전년대비 590억 원이 감소하였으며, MBC는 2003년 6,900억 원으로서 전년대비 219억 원이 감소하였던 반면 MBC 지방사는 전년대비 996억 원(28.9%)이 증가한 4,448억 원이었다. SBS는 2003년 6,101억 원의 영리매출을 기록하여 전년대비 2.7%(171억)이 감소하였다. EBS는 전년대비 35.9%(223억 원)가 증가한 844억 원이었다.



한편 지상파방송사의 부가가치생산액을 살펴보면 총 영업이익은 3,149억원으로서 2002년도 4,647억원보다 1,498억원이 감소하였다. 지상파방송사의 총 부가가치생산액은 3조 6,537억원이었으며, 부가가치율은 103.0%였다.



2003년도 방송 광고 매출은 전반적인 국가 경기의 하락에도 불구하고 종합유선방송과 방송채널 사용사업자의 광고매출 증가로 총 광고매출액이 2003년 3조 2,387억 원으로서 전년 대비 1.7%(566억 원) 증가하였다. 반면 지상파 방송사의 경우는 2002 월드컵 특수의 소실 및 종합유선방송과 위성 방송의 시장 확대로 공영방송, 민영방송, 특수방송 모두 전년 대비 감소추세를 보이고 있다. 지상파 방송사의 방송광고매출은 2003년 2조 6,566억 원으로서 전체 광고시장의 82.0%를 차지하고 있으며, 이는 전년 대비 4.3% 하락하였다. 결국, 새로운 매체 및 채널의 출현으로 지상파방송사의 시장 점유율의 하락으로 인한 방송광고매출의 감소는 지속적으로 이루어질 것으로 예상된다.

방송사별로는 KBS의 경우 방송광고시장에서의 비중은 20.9%인 6,782억 원으로서 전년도의 7,352억 원보다 7.8%(570억 원)이 감소하였다. MBC는 전체 광고시장의 19.4%인 6,294억 원, MBC 지방사는 12.4%인 4,031억 원, SBS는 0.9%인 276억 원 이었다. 한편 지상파 방송사의 방송광고매출에서의 광고매출 비중은 지속적으로 떨어지고 있다.

2003년 민영방송의 광고매출은 총 8,454억 원으로서 전년 대비 1.2%(100억 원) 감소하였다. SBS는 총 방송광고매출의 비중에서 17.6%인 5,700억 원 이었으며, 다음으로 경인방송이 1.6%인 517억 원, 부산방송 414억 원(1.3%)의 순인 것으로 나타났다. 특수방송은 총 방송광고매출에서 2.3%인 729억 원이었다.

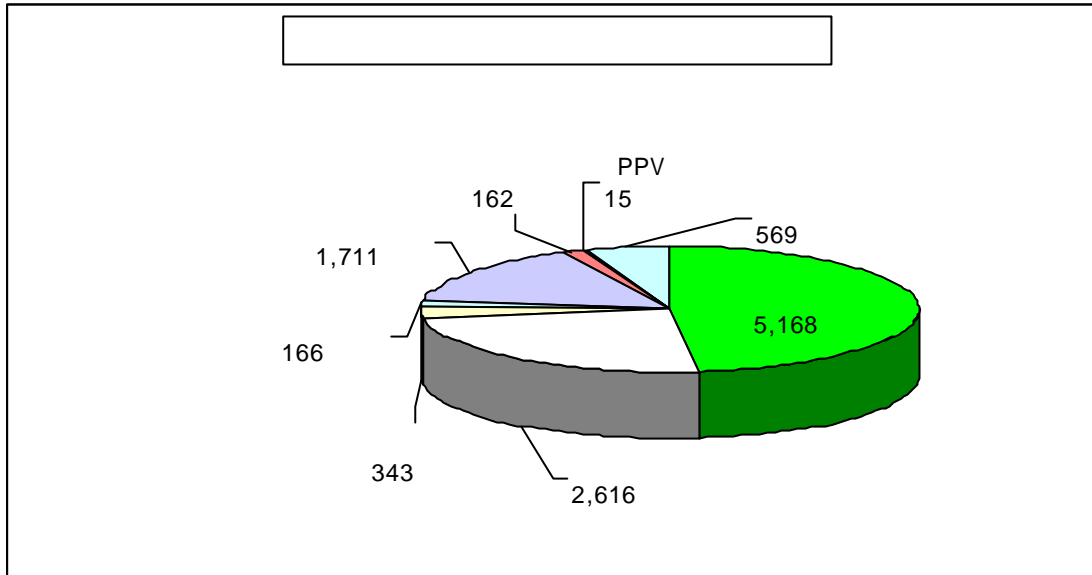
한편 주가 형성에 직접적인 영향을 미치는 성장성 비율인 당기순이익을 살펴보면, 2003년 지상파 방송사의 총 당기순이익은 2,941억 원으로서 2002년의 3,874억 원 보다 무려 933억 원이 감소하였다. 공영방송 총계는 1,700억 원으로서 2002년 보다 34.7%(2,603억 원)가 감소하였으며, 민영방송은 2003년 1,317억 원으로 전년 대비 71억 원이 감소하였다. 특수방송은 마이너스 753억 원의 성장을 감소를 보였다.

지상파방송사의 2003년 총 이익잉여금*은 2조 549억 원이며, 이 중 공영방송은 1조 6,091억 원이며, 민영방송은 3,476억 원, 특수방송은 982억 원이었다.

2003년의 종합유선방송 시장은 가입자 수의 증가, RO(Relay Operator)의 SO 전환에 따른 사업자 수 증가, SO의 초고속인터넷 수입 확대 등의 영향으로 지속적인 고성장이 이루어지고 있다. 반면 동일 상업권역내 복수 SO가 존재하게 되면서 SO간의 가입자수 확보 경쟁은 더욱 심화되었다.

종합유선방송의 매출액은 수신료수입, 광고수입, 시설설치수입, 컨버터대여수입, 인터넷 관련수입, 종계유선수입, PPV사업수입(2003년 새로운 매출액 구성내역), 기타사업수입으로 이루어지며, 2003년 1조 750억 원으로서 2002년도의 7,887억보다 2,863억 원이 증가하였다. 종합유선 방송은 2001

년 이후 지속적인 성장을 거듭하고 있다.



종합유선방송의 매출액 구성내역을 살펴보면 수신료 수입은 2002년 대비 35.5%(1,355)가 증가한 5,168억 원으로서 2001년 이후 35% 이상의 지속적인 증가를 보이고 있으며, 광고 수입의 경우도 2,616억 원으로 전년 대비 44.3%(803억 원)가 증가하고 2001년 이후 지속적인 수입 증가를 기록하고 있다. 또한 종합유선방송의 중요한 수입원으로 부상하고 있는 인터넷관련 수입의 경우, 2002년 1,041억 원에서 2003년 1,730억 원으로 66.1%의 비약적인 성장을 기록하였으며, 미래 종합유선방송의 수익원인 PPV사업도 2003년 사업첫해 15억 원의 매출을 기록하였다.

한편, 종합유선방송의 전체 매출액에서 비영리사업수입을 제외한 영리매출의 경우 2003년 1조 750억 원으로서 전년 대비 36.3%(2,863억 원)가 증가하였다. 종합유선방송의 부가가치 생산액은 6,488억 원이었으며, 영업이익은 1,822억 원으로서 전년도의 1,245억 원보다 577억 원이 증가하였다.

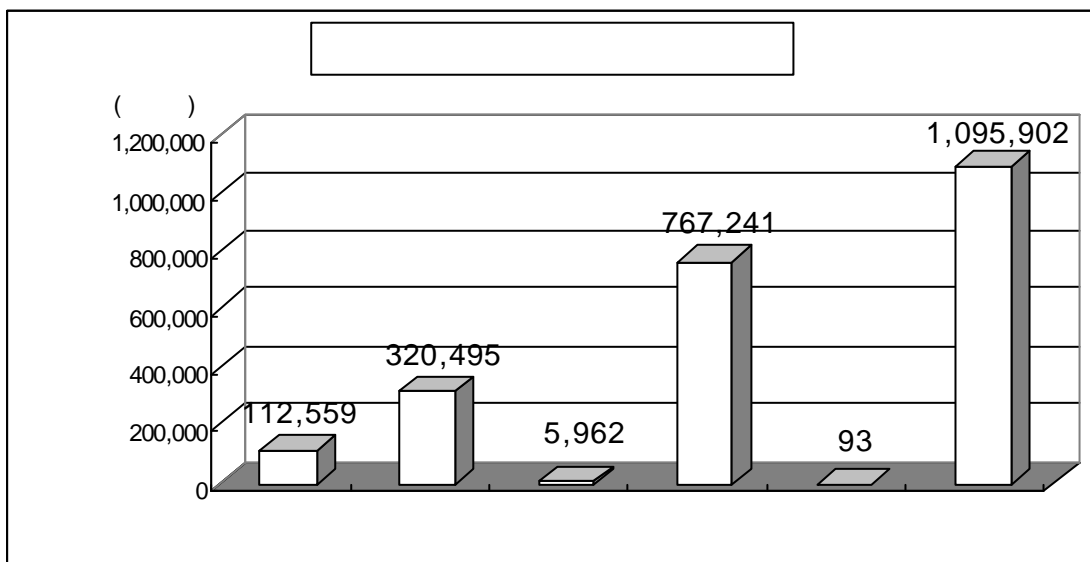
세후순이익으로 주주에게 귀속되고 주가 형성에 가장 직접적인 영향을 미치는 성장성 비율인 종합유선방송의 당기순이익은 278억 원으로 나타나 전년 대비 감소한 것으로 나타났다. 한편 손익 계산서 항목의 거래로 인하여 발생하는 이익인 이익잉여금은 마이너스 892억 원 이었다. 2003년 이익잉여금을 남긴 사업자는 서울(32개 사업자), 충북(3개 사업자), 경남(4개 사업자), 제주(1개 사업자)였다.

총 254개 종계유선방송사업자 중 조사된 209개 종계유선방송사의 매출액은 2003년 615억원인 것으로 나타났다. 이러한 수치는 2002년 조사된 341개 사업자의 총 매출액 1,076억원과 직접적으로 비교될 수는 없지만 업체별 평균 매출액을 비교해 보면 실질적인 매출액에서 전반적인 감소가 이루어졌다는 것을 알 수 있다.

2003년 방송채널사용사업자의 매출액은 총 2조 3,023억원인 것으로 나타났다. 이러한 수치는 전년도 총 4조 9,277억원보다 2조 6,254억원이 감소한 것으로, 매출액 중 가장 큰 감소를 보인 부분은 상품판매수입으로서 전년도의 4조 2,497억원에서 2003년 7,672억원으로 감소 하였다.

한편 홈쇼핑의 수익 감소는 LG 홈쇼핑, CJ 홈쇼핑 등 선발 홈쇼핑 방송채널사용사업자의 영업 개선의 불명확 및 가치형 가구수 포화 근접으로 인한 외형성장세 둔화의 지속 및 신규사의 시장잠식에 의한 경쟁심화로 시장 점유율의 하락, SO 송출수수료 부담 증가에 의한 수익성 개선 지연 등이 중요한 요인으로 작용하고 있다.

반면, 수신료 수입, 광고수입, 기타사업수입의 경우는 크게 증가하였다. 특히 기타사업수입의 경우 2003년도는 1조 959억원으로서 전년도의 2,8871보다 8,0719억원이 증가하여 무려 279.6%의 증가를 보였다.



방송채널사용사업자의 2003년 영리매출현황을 살펴보면, 2002년(661억 원) 보다 506억 원이 증가한 1,542억 원이었다. 사업별 비중은 2001년 11.3%에서 2002년 12.9%, 2003년에는 24.1%로 증가하였다. 2001년 대비 2002년 증가율은 46.2%이며, 2002년 대비 2003년 증가율은 76.7%였다. 2003년 방송채널사용사업자의 부가가치 생산액은 5,048억 원으로서 전년 대비 1.3% 증가하였으며, 일반 채널 사용사업자는 2,404억 원, 홈쇼핑은 2,644억 원이었다.

전국 159개 채널사용사업자의 2003년 방송광고매출현황은 3,205억 원으로서 2002년의 2,556억 649억 원이 증가하였다. 지역별 채널사용사업자의 방송광고매출 현황을 살펴보면 서울이 2,482억 원(77.4%)으로 가장 많은 것으로 나타났으며, 다음으로 경기 22%(704억 원), 강원 0.3%(9억 6천 만 원), 부산(9억 6천 만 원), 대전(5천 6백 만 원)의 순이었다.

위성방송사업자의 매출액은 2002년 출범 이후 지속적인 가입자의 확대에 증가하고 있는 것으로 나타났다. 2003년 한해 동안 위성방송사업자는 1,496억 원의 매출을 올려 전년 대비 135.6%의 증가를 기록한 것으로 나타났다. 위성방송사업자의 매출액 구성내역 중 방송사업수익은 1,011억 원이며, 기타매출은 485억 원이었다.

위성방송사업자의 영리매출은 1,496억 원으로서 전년 대비 135.5% 증가하였다. 방송산업별 부가가치 생산액은 406억 원이며, 영업이익은 마이너스 165억 원이었다. 위성방송사업자의 당기 순이익은 마이너스 1,685억 원이며, 이익잉여금도 마이너스 2,970억 원으로서 위성방송 가입자의 확대가 이루어졌음에도 불구하고 여전히 경영의 정상화가 이루어지지 못한 것으로 나타났다.

3.

가.

2003년 지상파방송사의 수직적 사업결합 현황은 별다른 변화가 나타나고 있지 않다. 2002년과 마찬가지로 지상파방송 3사가 사업 다각화 전략으로 총 8개의 프로그램제공사업자들을 자회사로 운영하고 있다.

지상파방송사업자의 채널사용사업자에 대한 투자내역을 살펴보면, KBS는 KBS스카이의 두 채널(KBS스카이드라마, KBS스카이스포츠)과 KBS 코리아를 운영하고 있다. MBC의 경우 전년과 마찬가지로 MBC드라마넷에 65.2%의 지분을 포함하여 MBC게임에 30.4%(MBC 플러스 65%), MBC ESS스포츠에 8%(MBC 플러스 40%)의 지분을 가지고 있는 것으로 조사됐다. SBS의 경우 SBS골프채널에 37.58%

SBS 스포츠채널에 51%, 그리고 SBS드라마 플러스에 80%의 지분을 소유하고 있는 것으로 나타났다.

(1)

2003년 종합유선방송은 사업자간 인수합병(M&A) 시도로 인해 케이블TV 업계 전반이 재편기에 접어들었다고 할 수 있다. 이와같은 케이블TV 업계의 인수합병은 망 시설 개선과 영업활동에 있어서 규모의 경제 실현을 통해 지상파 TV 방송과의 완전한 경쟁 체제를 유지하기 위한 사업활동이라고 할 수 있다. 특히 앞으로 SO에 대한 대기업 소유제한 철폐 및 외국인 지분제한 완화 등 MSO 중심의 SO 시장 재편은 더욱 가속화될 전망이다. MSO간 또는 SO간 자체적인 시장통합 단계를 넘어서서 대기업의 MSO 인수가 가시화되고 방송통신 융합서비스의 인프라 확보를 위한 거대 통신사업자의 본격적인 SO 시장 진입이 예상되고 있다.

2003년 종합유선방송업자의 결합사업자 현황을 살펴보면, 씨앤엠 커뮤니케이션이 10개의 SO 사업자와 2개의 중계유선을 운영하고 있는 것으로 나타났고, 중앙네트워크계열이 10개의 SO를 운영하고 있는 것으로 나타났다. 한빛계열도 10개의 SO를 운영하고 있으며, 2003년에 비해 SO 소유가 증가한 현대백화점과 CJ가 각각 8개와 7개 SO를 소유하고 있다. 온미디어는 6개, 큐릭스와 태광산업이 6개의 SO를 운영하고 있는 것으로 나타났다.

사업자별 운영 SO사업자수를 살펴보면, 2002년과 비교하여 씨앤엠커뮤니케이션과 중앙네트워크가 10개로 동일한 수의 SO 사업자를 소유하고 있는 것으로 나타났고 다음으로 한빛아이앤비가 1개사가 줄어 10개의 SO사업자를 보유하고 있는 것으로 나타났다.

한편 MSO/MSP 결합사업자들이 매출액 및 매출액 점유율을 살펴보면, 10개의 SO를 소유한 씨앤엠 커뮤니케이션이 1,366억원의 매출을 올려 매출액 점유율에서 19.8%를 기록하였으며, 다음으로 9개의 SO를 소유한 한빛아이앤비가 1,171억원(17%)을 기록하였다. 10개의 SO를 소유한 중앙네트워크는 583억원(8.5%)의 매출액을 올린 것으로 나타났다.

가입자 규모의 측면에서 가장 많은 가입자를 확보하고 있는 MSO는 씨앤엠커뮤니케이션으로 가입자 규모는 1,005,934 가구이며, 다음으로는 3개의 SO를 추가 소유하게 된 CJ와 현대백화점이 각각 973,169가구와 823,834가구로 가입자 규모가 대폭 증가한 것으로 나타났다. 태광산업도 663,294로 전년에 비해 증가하였다.

한편 2003년 하반기에 두드러진 케이블TV시장의 특징은 태광산업과 큐릭스의 한빛아이앤비 지분 인수에 의한 경영권 확보를 들 수 있다. 이는 국내 SO 시장이 MSO 중심으로 재편되는 구조적 변화가 처음으로 주식시장 M&A를 통해 나타났다는 점이다. 현재 태광산업과 큐릭스 양사는 전략적 제휴 이후 공동경영 형태로 한빛아이앤비 경영에 참여하고 있다.

(2)

2000년부터 시작된 종합유선방송사업자들의 외국자본 유치 현황은 2003년에도 큰 변화가 없는 것으로 나타났다. 씨앤엠커뮤니케이션만이 2000년 말레이시아의 올림푸스 캐피탈(Olympus capital)과 미국의 에이디피 씨앤엠 홀딩스(ADP C&M Holdings)에서 자본을 유치한데 이어 2002년에 홍콩의 차이나 인더스트리(China Industries)사로부터 지분의 4.74%를 차지하는 1억 700만원을 유치한 것으로 나타났다. 이외 드림시티방송, 강남케이بلTV, 그리고 한빛아이앤비의 외국자본 유치현황은 변함이 없었다.

(3)

2001년부터 종계유선방송사의 종합유선방송사로의 전환이 가능해 지면서 2004년 6월 현재 종합유선방송사업자들의 종계유선 매입 및 협업이 전년도에 비해 증가한 것으로 나타났다. 2004년 6월 현재 SO가 매입한 종계유선수는 총 30개이며, SO와 협업을 맺고 있는 종계유선은 194개 인 것으로 나타났다.

종합유선방송과 종계유선의 협업 또는 매입의 증가는 불필요한 경쟁을 줄이고 규모의 경제를 실현하기 위한 것이다. 특히 종계유선과의 협업관계의 유지는 종합유선방송사업자가 종계유선방송사의 인수합병에 지출되는 비용을 줄이면서 사업을 확장하기 위한 것이다. 사업자별로 매입 및 협업 현황을 살펴보면, 중부산방송이 4개의 종계유선을 매입하였으며, 3개의 종계유선과 협업관계를 유지하고 있다. 영남방송은 5개의 종계유선을 매입하고 18개의 종계유선과 협업관계에 있다. 전북방송도 18개의 종계유선과 협업하고 있다. 서경방송은 4개 유선을 매입하였다. 전남동부, 씨씨에스는 16개사와 부산케이بل 11개사와 협업, 청주케이بل, 마산방송은 9개사와 협업, 신라방송은 15개의 종계유선과 협업관계에 있는 것으로 나타났다.

(1)

2003년에도 방송채널사용사업자의 구도는 MSP인 몬미디어와 CJ미디어, 그리고 지상파방송 3사의 자회사 PP의 경쟁구도를 그대로 유지하고 있는 것으로 나타났다. 채널사용사업자는 총 21개의 사업자가 74개 채널을 운영하고 있다.

대표적인 MSP는 몬미디어의 경우 2004년 현재 몬스타일, 디지털몬미디어 채널을 추가해 12개의 채널을 운영하고 있고, CJ미디어는 KMTV와 엔지씨코리아를 인수하여 9개의 채널(m.net, m.net

Nonstop, Home CGV, CGV CHOICE, XTM, Food Channel, KMTV, National Geographic Channel, CJ홈쇼핑)을 운영하고 있는 것으로 나타났다.

(2)

전 채널 의무권송제가 폐지되면서 방송채널사용사업자들이 자사 프로그램을 안정적으로 공급하기 위한 전략의 일환으로 나타나기 시작한 MSO와 MPP의 결합형태인 MSP가 2004년 현재 5개 사업자이다.

한편, 2003년 6월 현재 현재 방송채널사업자의 종합유선방송 및 위성방송에 대한 투자 현황을 살펴보면, CJ홈쇼핑이 4개 SO에 투자하고 있으며, LG홈쇼핑이 15개의 SO와 1개의 위성에 투자하고 있는 것으로 나타났다. 우리홈쇼핑은 4개의 SO, 현대홈쇼핑은 10개의 SO 및 1개의 위성에 투자하고 있다. 기독교방송, 디지털스카이넷, 매일경제TV, 보라존, 중앙방송은 위성방송에 투자하고 있다.

(3)

2003년 외국 자본의 출자 출현현황은 2002년과 크게 변화가 없는 것으로 나타났다. 대원 디지털 방송은 2001년 10월에 일본의 쇼가쿠칸, 도에이, TMS, 선라이즈, 그리고 반디사로부터 자본을 유치하여 2003년 12월 현재 이들 외국기업들의 총지분이 약 30%를 유지하고 있다. CJ미디어의 경우 일본 SME TV와 싱가포르의 MTV ASIA가 각각 3.4%와 1.19%의 지분을 보유하고 있다. CJ 미디어의 외국자본의 비율은 2002년 대비 감소하였는데, 이는 초기 투자이후 증가시 외국자본이 미참여하였기 때문이다.

엠지엠스펙트럼의 경우 미국 MGM 네트워크사가 2002년 3월 60만 달러를 투자함으로써 전체 지분의 33%를 지속적으로 보유하고 있고, 오리온시네마네트워크는 TWE엔터테인먼트와의 계약해지가 이루어져 지분율이 33%에서 0%로 소멸되었다. 온뮤직네트워크는 싱가포르 MTV ASIA의 약 33.3%의 지분을 장내 매수매각하였으며, LG홈쇼핑은 미국의 Korea Fund, Oppenheimer T. Rowe Price International, Templeton Emerging의 각각 5.07%, 14.84%, 그리고 3.01%, 184%의 지분을 장내 매수매각하였다.

씨앤엠커뮤니케이션은 말레이시아의 Olyopus capital C&M, Ltd, 미국의 ADP C&M Holdings, L.L.C, 홍콩의 China Industries Ltd가 지속적으로 지분을 소유하고 있는 것으로 나타났다.

온미디어의 경우 지난 2000년 미국 Capital International Global Emerging Markets Private Equity와 싱가포르의 New Asia East Investment Fund이 구입한 지분을 각각 20.24%와 5.06%로 유지하고 있는 것으로 나타났다.

이외에 지상파방송 자회사 방송채널사용사업자 중 유일하게 MBC-ESS스포츠가 2001년 11월에

싱가포르의 BSPN ASIA(S) Private로부터 33%의 지분을 끌어들이어 현재까지 유지하고 있는 것으로 나타났다. 불교텔레비전은 2003년 12월 일본의 하야가와모토미사가 17만 달러를 투자함으로써 2.46%의 지분을 보유하고 있다.

4.

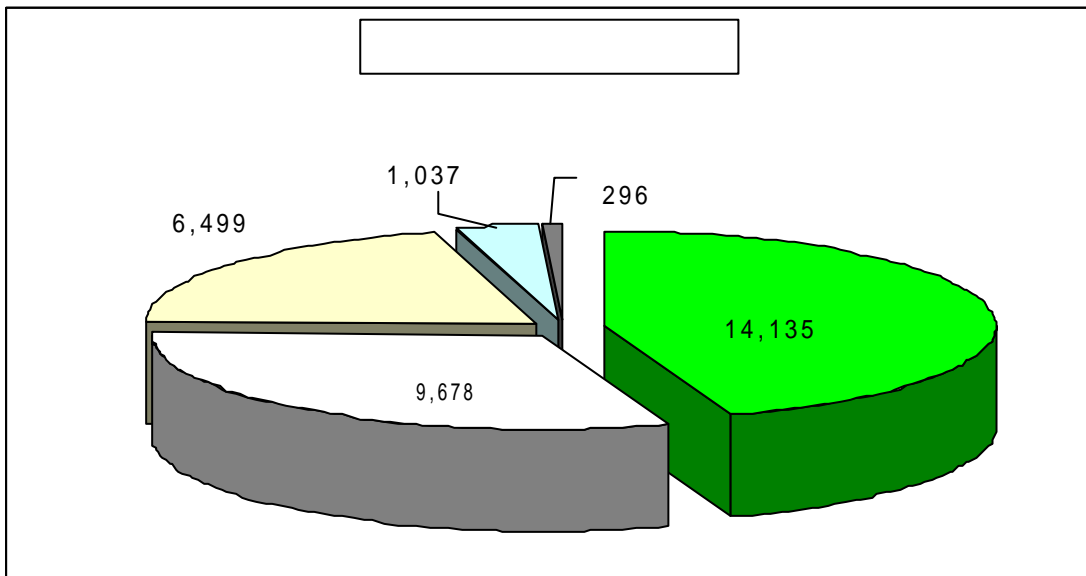
가.

2004년 6월 현재 방송산업 총 종사자는 3만 1,645명으로서 전년도의 3만 1,934명 보다 289명이 감소한 수치이다. 지상파방송사의 총 종사자 인력은 1만 4,135명으로 전년대비 109명이 증가한 수치이며, 특수방송을 제외한 공영방송, 민영방송에서 종사자의 증가가 이루어진 것으로 나타났다.

방송채널사용사업자의 경우 2004년 6월 현재 9,678명으로 전년대비 7명이 감소하였으며, 직종별로는 정규직은 5,834명, 계약직은 3,844명으로서 전년대비 정규직은 273명 증가하였으며 비정규직은 280명이 감소한 것으로 나타났다.

종합유선방송(SO)은 6,499명으로서 전년대비 927명이 증가한 반면, 종계유선은 2004년 6월 1,037명으로서 전년대비 1,315명이 감소하였다. 이와같은 인력의 증감은 종계유선의 종합유선으로서의 통합 또는 흡수됨 따라 더욱 증가할 것으로 판단된다.

위성방송은 2004년 6월 전년대비 인력의 변화가 없는 296명이었다.



방송산업 종사자 중 가장 많은 비중을 차지하는 직군은 관리행정직으로서 총 3만 1,645명의 19.5%인 6,180명으로서 전년도의 19.1%보다 증가한 것으로 나타났다. 기술(연구) 분야는 총 방송산업 종사자의 15.7%인 4,960명으로서 전년도의 15.9%인 5,092명보다 감소하였으며, 용역계약직은 15.2%(4,803명)로 전년도의 14.7%(4,698명)보다 증가하였으며, PD는 12.7%(4,013명)로 전년도의 12.3%(3,943명) 보다 증가한 것으로 나타났다.

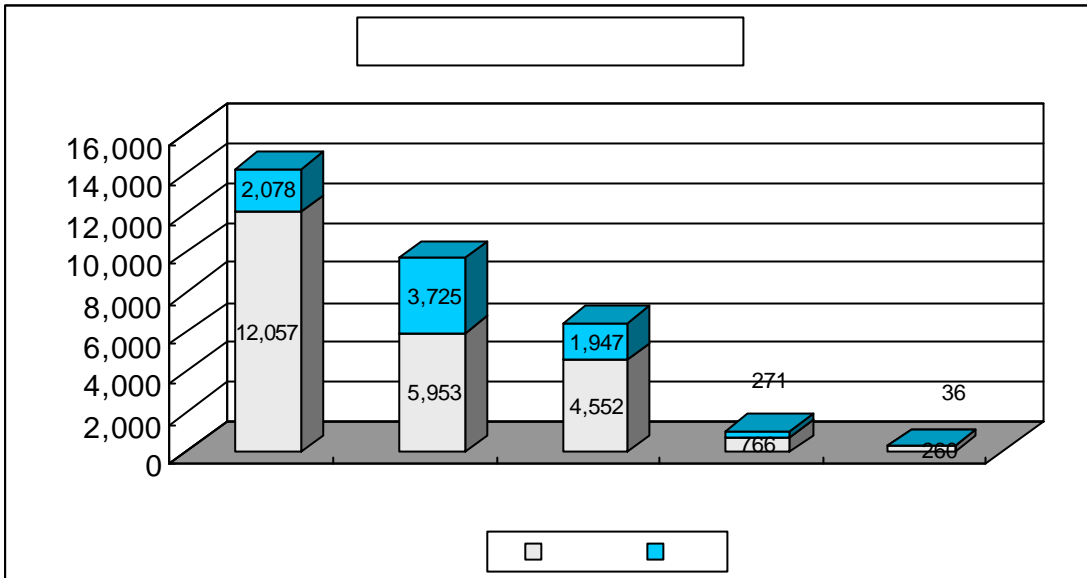
2004년 6월 현재 방송산업 종사자의 성별 현황을 살펴보면, 총 3만 1,645명의 종사자 중 남성의 비율은 74.5%인 2만 3,588명, 여성은 25.5%인 8,057명으로서 전년도(남성 : 74.7%인 2만 3,534명, 여성 : 25.3% 7,957명)와 비교해 볼 때 남성의 인력비율은 감소하고 여성의 인력비율은 증가한 것으로 나타났다.

매체별로는 지상파방송사의 경우 총 종사자 1만 4,135명 중 85.3%(1만 2,057명)가 남성이었으며, 14.7%(2,078명)이 여성인 것으로 나타나 전년도(남성 85.7%(1만 2,017명), 여성 14.3%(2,012명)) 보다 남성과 여성의 성비 차이가 줄어들었으나 여전히 남성의 비율이 훨씬 높았다.

방송채널사용사업자의 경우, 전년도에 비해 남성의 비율이 여성의 비율보다 높아진 것으로 나타났다. 방송채널사용사업자 총 종사자 9,678명의 61.5%인 5,953명이 남성이었으며, 38.5%인 3,725명이 여성이었다. 방송채널사용사업자의 정규직 인력과 비정규직 인력, 성별을 교차로 살펴본 결과, 남성의 경우는 정규직 인력의 비율이 높았고, 여성의 경우는 계약직 인력의 비율이 높은 것으로 나타났다.

종합유선방송은 총 종사자 6,499명의 70.0%인 4,552명이 남성이었으며, 여성은 30.0%인 1,947명이었다. 이러한 수치는 전년도와 비교해 볼 때 남성의 비율은 감소하고 여성의 비율은 다소 증가한 것이다. 위성방송은 총 종사자 296명 중 87.8%인 260명이 남성이었으며, 12.2%인 36명이 여성인 것으로 나타나 남성과 여성의 성비율의 불균형이 가장 심각한 것으로 나타났다. 고음의 형태에서도 정규직 남성은 89.2%인 288명인 반면, 비정규직 여성은 62.5%인 것으로 나타났다.

방송유관산업인 관광방송사업자의 종사자 현황을 살펴보면, 조사대상 25개 업체의 총 종사자는 345명으로 2003년도의 217명보다 128명이 증가한 것으로 나타났다. 총 345명의 종사자 중 남성은 261명(75.7%)이며, 여성은 84명(24.3%)였다. 직종별 종사자 현황을 살펴보면 총 종사자 345명 가운데 기타인력이 127명(36.8%)으로 가장 많은 것으로 나타났으며, 다음으로 관리행정직이 58명(16.8%), 영업(49명), 송출기술(48명)의 순이었다.



5.

가.

(1)

국내 시장에서 케이블과 위성방송 사업자 등의 출현은 방송시장을 확대하였지만, 이러한 시장 상황에서 유료방송 사업자는 더 많은 가입자를 확보하기 위해 시청자들이 선호하는 채널이나 서비스 등을 경쟁적으로 도입하게 되었다.

이러한 흐름의 축으로서 2003년 국내 유료방송 서비스 시장은 디지털 화에 따른 방송과 통신의 융합에 의해 경쟁의 가속화가 이루어진 한해라고 할 수 있다. 특히 모바일 통신사업자들의 지상파와 케이블방송 실시간 방송과 주요 방송프로그램의 VOD 서비스의 제공으로 인해 제한된 시장을 둘러싼 치열한 가입자 유치 및 유지 경쟁이 이루어졌다.

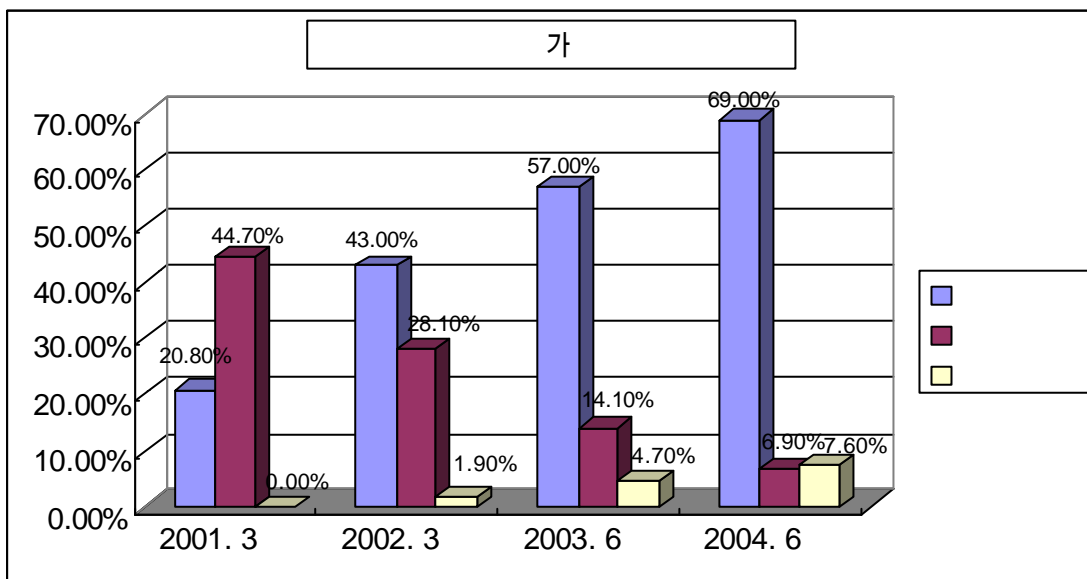
특히 2003년 후반에 접어들면서 본격적으로 논의되기 시작한 지상파 및 위성 DMB 사업이 본격적으로 시행되게 되면, 국내 유료서비스 시장의 급속한 확대가 이루어질 것으로 전망된다.

(2) 가

유료방송 서비스는 케이블 및 위성이 경쟁력 있는 채널사용사업자(영화, 드라마, 스포츠, 게임, 교육 및 어린이 관련 채널 등)의 영향력이 전 연령층으로 점진적으로 확대되고 RO의 SO 전환, 뉴미디어 보급 확산에 따른 시청자들의 기호 세분화 등이 가입자의 증가를 가져온 것으로 평가된다.

2004년 6월 현재 전국 대상가구는 1,699만가구로서 전년대비 2.9% 성장한 반면, 유료방송 서비스 가입가구는 2003년 6월 1,250만 가구에서 2004년 6월 현재 1,420만 가구(가구 점유율 83.6%)로서 전년대비 11.9%의 성장을 이룩하였다. 이와같은 유료방송 서비스 가입은 전국 대상가구의 83.6%를 차지하고 있는 것으로 나타났다.

각 유료방송 서비스 매체별 가구점유율을 살펴보면, 종합유선방송이 1,172만 가구로 69.0%(2003년 6월, 940만 1,606가구, 약 57.0%), 중계유선방송이 약 118만 가구로 6.9%(2003년 6월, 232만 2,846, 14.2%), 그리고 위성방송이 약 130만 가구로 7.6%(2003년 6월, 77만 9,114가, 4.7%)를 차지하고 있는 것으로 나타났다.



유료방송 서비스 가입가구수의 변화를 살펴보면, 2003년 6월 118개 종합유선방송의 가입가구수는 940만에서 2004년 6월에는 119개 사업자의 1,172만 가구로 전년대비 19.8%의 증가를 보였다. 그러나 중계유선은 종합유선방송으로의 인수·합병 또는 폐업으로 인하여 사업자수의 급속한 감소가 이루어졌으며, 그 결과 가입가구수에서도 2003년 6월 232만 가구에서 2004년 6월에는 118만으로 전년대비 97.3%의 감소가 이루어졌다. 위성방송 가입가구수는 꾸준한 증가세를 보여 2003년

6월 처음으로 78만 가구에서 2004년 6월 현재 130만 가구로 39.9%의 증가를 보이고 있다.

유료방송 서비스 가입가구수의 증가를 지역별로 살펴보면, 종합유선방송 가입가구의 경우, 울산 지역의 가입가구 증가가 두드러지게 높은 것으로 나타났다. 울산지역의 경우 2002년 6월 9만 3천 가구에서 2003년 6월 19만 2천 가구, 2004년 6월 현재 35만 5천 가구로 2년 평균 95.7%의 가입가구 증가를 보인 것으로 나타났다. 반면 가장 낮은 유료방송 서비스 가입가구의 증가를 보인 지역은 대전지역으로서 2002년 6월의 34만 3천 가구에서 2004년 6월 37만 5천 가구로 연평균 9.3% 증가하는데 그쳤다.

중계유선방송 가입가구의 경우 80로의 인수, 합병됨에 따라 전반적인 감소가 이루어졌다. 특히 종합유선방송 가입가구가 가장 큰 증가를 보였던 울산지역이 중계유선방송 가입가구의 감소(2003년 6월 대비 92.1%의 감소)가 두드러졌으며, 대전지역이 가장 낮은 중계유선방송 가입가구의 감소(2003년 6월 대비 7.6% 감소)를 보였다.

2004년 6월 현재 지역별 위성방송 가입가구수를 살펴보면, 경기지역이 33만 9천 가구로 가장 많았으며, 다음으로 서울지역이 22만 1,500가구, 충남이 9만 1,600가구, 인천이 8만 9,800가구, 전남이 8만 9,700가구 등의 순인 것으로 나타났다.

최근 3년간 종합유선방송 가입자 변동추이를 살펴보면, 2002년 6월 총시청가구 691만 중 유료시청이 661만(95.7%) 가구에서 2003년 6월에는 총시청가구 940만 중 유료시청이 897만(95.4%), 2004년 6월에는 총시청가구 1,172만 가구 중 1,134만가구(96.8%)였다. 종합유선방송 가입 가구 중 티어링(tiering)상품 가입가구와 기본가입 가구는 2003년 6월 대비 소폭 증가하는데 그친 것으로 나타났다. 이와같은 결과는 종합유선방송 사업자의 재무구조에 지속적으로 부정적 영향을 미치고 있다.

한편 종합유선방송의 2004년 6월 현재 티어 운용업체 수를 살펴보면 3개의 티어를 제공하는 업체는 78개로 가장 많았으며 다음으로 티어 4개를 제공하는 업체가 23개, 2개의 티어를 제공하는 업체는 12개인 것으로 나타났다. 선택형 티어 운영사업자수는 2002년 16개, 2003년 12개, 2004년 7개(한국케이블TV 동서울 방송, 강남케이블TV, 부산케이블TV방송, 북부산방송, 한국케이블TV푸른 방송, 티치엔대구방송, 서경방송)로 지속적으로 감소하고 있다.

가

(1)

2004년 6월 현재 종합유선방송사업자들이 운용할 수 있는 가용채널은 평균 79.5개로 전년도 77.8개 보다 1.7개 증가한 것으로 나타났다. 이중 실제 운영채널은 평균 74.2개(2003년 71.4개)였으며, 3.2개의 여유채널, 1.4개의 기타채널, 그리고 0.7개의 장애채널을 가지고 있는 것으로 나타났다.

종합유선방송사업자 중 가장 많은 수의 채널을 운용하는 사업자는 디비에스대경방송으로 124개

의 가용채널을 가지고 있었으며, 이중 82개 채널을 실제로 운용하고 있고, 38개의 여유채널과 1개의 기타채널, 그리고 3개의 장애채널을 가지고 있는 것으로 나타났다. 대경방송 외에 경기연합방송(111개), 경동방송(107개), 경기동부방송(107개)이 100개 이상의 가용채널을 가진 것으로 나타났다.

(2)

중계유선방송사업자들의 채널운용은 5개 미만에서 32개 이상의 채널을 운용하고 있는 것으로 나타났다. 총 조사 대상 사업자 209개*중 11-20개의 채널을 운용하는 사업자가 74개로 전체의 39.3%를 차지하고 있으며, 다음으로 21-31개의 채널을 운용하는 사업자가 56개(29.8%), 32개 이상의 채널 운용사업자는 31개사(16.5%), 5-10개 채널이 21개사(11.2%), 5개 미만이 6개사(3.2%)인 것으로 나타났다. 중계유선방송 사업자의 평균 가용채널은 23.4개이며, 이중 실제로 운영되는 채널은 평균 18.4개이며, 여유채널은 3.8개, 기타 채널은 1개, 장애채널은 0.2개인 것으로 나타났다. 중계유선방송 사업자 중 가장 많은 가용채널을 운용하는 사업자는 서울의 제이씨비중양케이블로서 총 156개의 채널이 있다.

(3)

디지털위성방송 스카이라이프(SkyLife)는 다양한 채널 티어상품을 제공하면서 2004년 6월 현재 129만 7천 가구의 가입자를 확보하였다. 스카이라이프의 보급형 패키지인 SkyOn Plus는 비디오채널 41개, 오디오 10개를 제공하는 서비스이며, 가격은 월 10,000원으로 구성되어 있다. 경제형 패키지인 'SkyMovie Plus'는 비디오 51개 채널, 오디오 10개, 전문영화 10개 채널을 월 14,000원에 제공한다. 기본형 패키지인 'SkyFamily Plus'는 80개의 비디오채널과 40개의 오디오 채널로 구성되어 있으며, 가격은 월 20,000원이다. 이외에 선택형인 'Life Package'는 Time&Sports 총 14개 채널과 Kids&MoM 총 15개 채널로 구성되어 있다. 'SkySound'는 총 30개 오디오채널로 Satio(15개), Music Station KISS(15개)로 구성되어 있다.

스카이라이프의 프리미엄 상품은 영화채널, 교육채널, Sky HD, Sky Choice, Sky Touch의 5개로 구성되어 있다. 또다른 상품으로서는 교육상품, 비즈니스 상품, 이동용상품이 있다. 스카이라이프는 이와같은 다양한 채널 티어 상품을 통해 공격적인 마케팅을 전개하고 있다.

스카이라이프의 채널 운영 및 구성현황은 전체 가용채널이 169개이며, 이중 방송운영채널은 162개, 여유채널은 6개, 기타채널(망감시 등) 1개로 구성되어 있다.

종합유선방송 사업자들은 전 송망을 자가망을 사용하는 경우가 많은 것으로 나타났다. 자가망 이외에 종합유선방송 사업자들은 KT, 파워콤의 전 송망을 이용하고 있었다.

2004년 6월 현재 홈패스율이 100%를 넘는 지역은 총 43개로 지난해의 34개 보다 9개 증가한 것으로 나타났다. 홈패스율이 가장 높은 지역은 대전방송으로서 무려 414.9%에 이르고 있으면 반면 가장 낮은 홈패스율을 나타낸 방송은 남동방송으로서 5%에 불과한 것으로 나타났다.

가

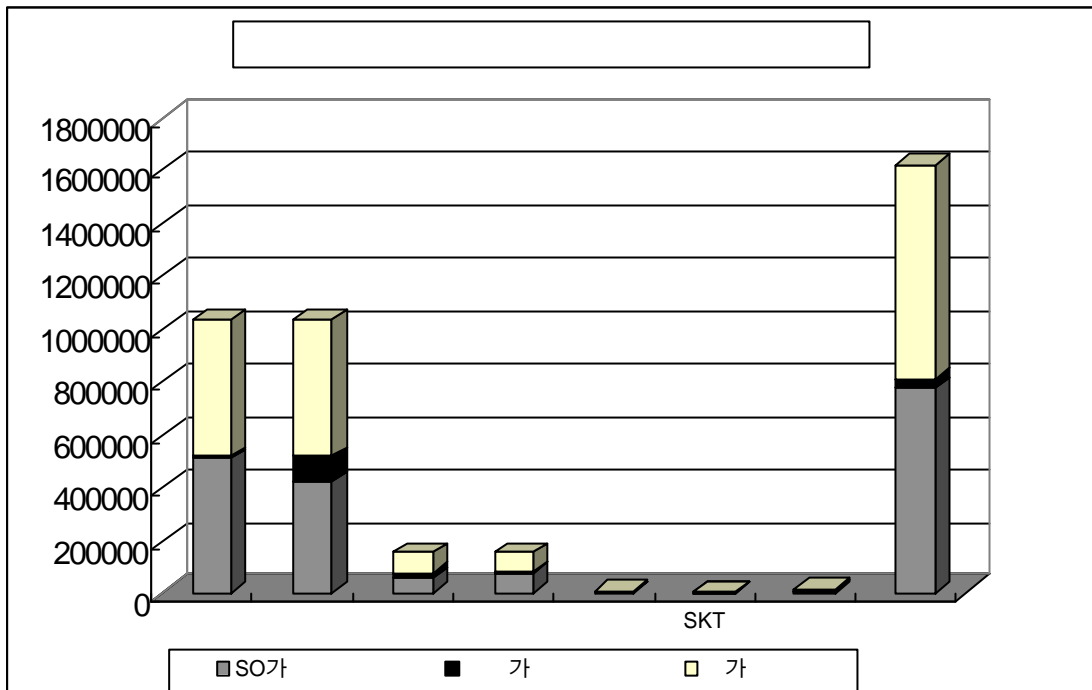
유선방송의 부가서비스는 문자방송이나 음악방송과 같은 '부가방송'과 인터넷통신이나 원격교육과 같은 '부가통신' 및 케이블전화와 같은 '기간통신'을 지칭하는 것으로서 앞으로 광대역통합망(BcN) 서비스 사업의 확대로 인해 유선방송의 부가 서비스는 더욱 증가할 것으로 판단된다.

한편, 유선방송의 부가서비스인 인터넷 서비스가 종합유선방송사업자와 종계유선방송사업자들의 중요한 수익원으로서 자리잡고 있다. 특히 종합유선방송의 경우 인터넷 관련 서비스가 부가수익원으로서 2002년 1,041억원에서 2003년 1,730억원으로 전년대비 66.2%의 급속한 성장을 이루었다.

부가서비스 실시현황을 살펴보면 종합유선방송은 2004년 6월 전체 119개 사업자중 96개 사업자(80.7%)가 부가서비스를 제공하고 있는 것으로 나타났다. 부가 실시 사업자수는 전년에 비해 3개 사업자만 증가하였지만 서비스 가입자수의 측면에서는 183만 8천 가구로 전년에 비해 12만 가구가 증가한 것으로 나타났다.

종계유선은 49개 사업자가 부가서비스를 제공하고 있는 것으로 나타났다. 이러한 수치는 전년도 61개 사업자보다 12개가 줄어든 수치이다. 서비스 제공 사업자 수의 감소와 더불어 서비스 가입자수도 감소하였는데, 2003년 19만 5천 서비스 가입자에서 2004년 16만 3백 가구로 줄어들었다.

제휴업체별 초고속 인터넷 서비스 가입자 현황을 살펴보면, 자체운영을 하는 사업자가 50개로 가장 많은 것으로 나타났으며, 다음으로 두루넷과 제휴를 통한 초고속 인터넷 서비스를 제공하는 종합유선방송사업자는 35개, 드림라인과 제휴한 사업자는 24개, 하나로 통신 23개, 데이콤 11개로 나타났다. 종계유선의 경우는 자체운영이 20개 사업자로 가장 많았고 하나로 통신과 제휴를 통한 초고속 인터넷 서비스를 가입하는 사업자가 12개, 드림라인 8개, 데이콤 5개, 두루넷 4개의 순으로 나타났다.

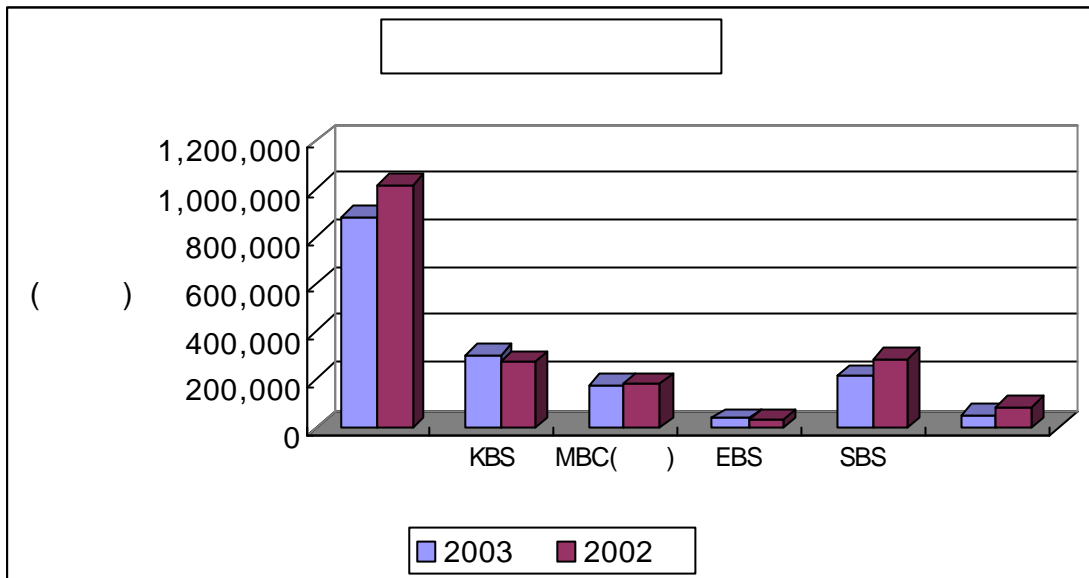


6.

가.

(1)

2003년 지상파 방송사의 총 제작비는 8,859억원인 것으로 나타났다. 이와 같은 수치는 전년도 지상파방송사의 총 제작비 1조 188억원보다 대폭 감소한 수치이다. 방송사별로는 KBS가 3,618억원으로서 전년도 대비 28.8%(809억원) 증가하였던 반면 MBC 본사는 1,769억원으로서 전년 대비 4.0%(74억원)의 감소가 이루어졌으며, SBS도 2003년의 총 제작비가 2,183억원으로 전년대비 24.6%(713억원) 줄어들었다. EBS는 390억원으로 전년도의 331억원보다 증가한 것으로 나타났다. 한편 민방의 총 합계는 510억원으로 전년도의 911억원보다 큰 폭으로 감소하였다. 이와 같은 총 제작비의 전반적 하락은 2001년 이후 지속적으로 나타나고 있으며, 이는 새로운 매체의 출현 및 지상파 방송사업자들의 타 방송사업에 대한 진출 확대에 기인한바 크다고 할 수 있다.



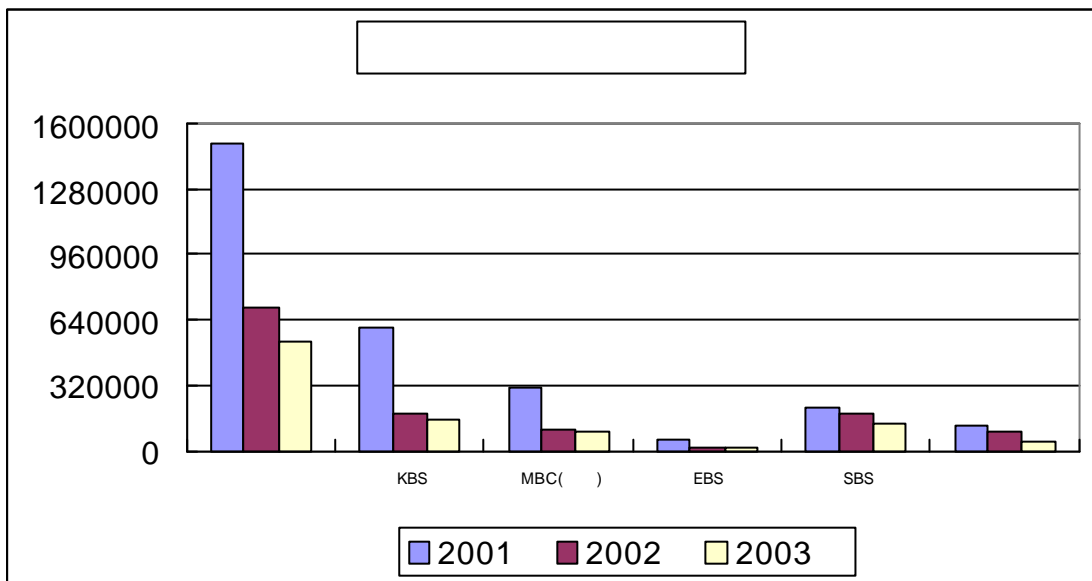
지상파방송사의 총 제작비는 전년 대비 감소 하였지만 외주제작비는 증가한 것으로 나타났다. 2003년 지상파방송사의 외주제작비는 2,521억원으로서 2002년도의 2,004억원보다 25.8% 증가하였다. 총제작비에서 외주제작비가 차지 하는 비율은 28.5%로 2002년도의 19.7%보다 큰 폭의 증가를 기록하였다.

각 방송사별로는 KBS의 경우 총 제작비에서 외주제작비가 차지 하는 비율은 32.5%(996억원)이며, SBS의 총제작비 대비 외주제작비의 비율은 32.5%(768억원), MBC 본사는 32.1%(567억원)이었다. EBS는 37.6%를 차지하고 있으며, SBS를 제외한 지역민방 전체의 경우는 7.3%(38억)에 불과하였다.

업체별 외주제작 편수와 시간을 살펴보면, 지상파방송사의 총 외주제작시간은 8,825시간으로서 2002년보다 3,761시간이 늘어났다. 이 중 순수외주는 8,288시간으로 총 외주제작시간의 93.9%를 차지하고 있다. 각 방송사별로는 KBS의 경우 총 외주시간인 2,857시간이 전량 순수외주로 제작되고 있으며, MBC는 총 외주제작시간(1,548시간)의 82.6%인 1,279시간이 순수외주로 제작되었다. EBS는 총 외주제작시간 2,027시간 전량이 순수외주로 제작되고 있으며, SBS의 경우는 총 외주제작시간 1,986시간의 86.5%인 1,718시간이 순수외주로 제작되었다. 기타민방의 경우도 407시간 전량이 순수외주 되는 것으로 나타났다.

지상파 방송사의 외주프로그램의 저작권 현황을 살펴보면, KBS의 총 외주제작편수 4,807편중 방송사가 전부 저작권을 소유한 경우는 92.5%인 4,445편이며, 독립사업부가 저작권을 소유한 경우는 362편인 것으로 나타났다. 이러한 수치는 2002년도에 비해 방송사가 전부 저작권을 소유한 비

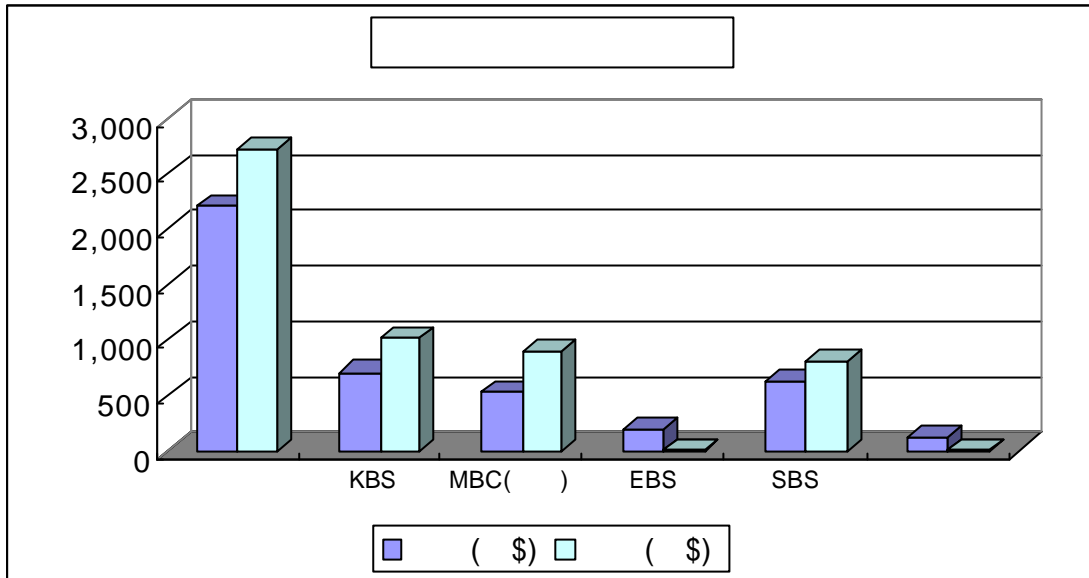
율이 높아졌다는 것을 보여주고 있다. MBC는 총 외주제작 편수 2,136편에서 독립사와 자회사의 저작권 소유 중 방송사가 저작권을 전부 소유한 경우는 92.4%인 1,973편 이었다. SBS는 총 외주제작편수 2,850편 중 방송사가 저작권을 전부 소유한 비율은 89%(2,536편)였다. 이 수치들은 2002년에 비해 지상파 방송사들의 외주제작물에 대한 저작권 소유 비율이 크게 증가했다는 것을 보여주고 있다.



한편, 지상파 방송사의 프로그램 국내 및 국외 구입비는 총 1,015억 원으로서 2002년도의 1,206억 원보다 감소하였다. KBS의 프로그램 국내 및 국외 구입비는 502억 원, MBC(본사지역)는 287억 원, SBS는 127억 원, 기타민방은 50억 원인 것으로 나타났다.

(2)

2003년도 지상파 방송사의 수출입 현황을 살펴보면, 총 15,908편이 수입되어 금액면에서 5,472만 달러였으며, 반면 수출의 경우는 총 29,458편에 금액면에서는 3,556만 달러가 수출되어 수입이 수출을 초과하는 무역 수지 적자가 발생하였다.



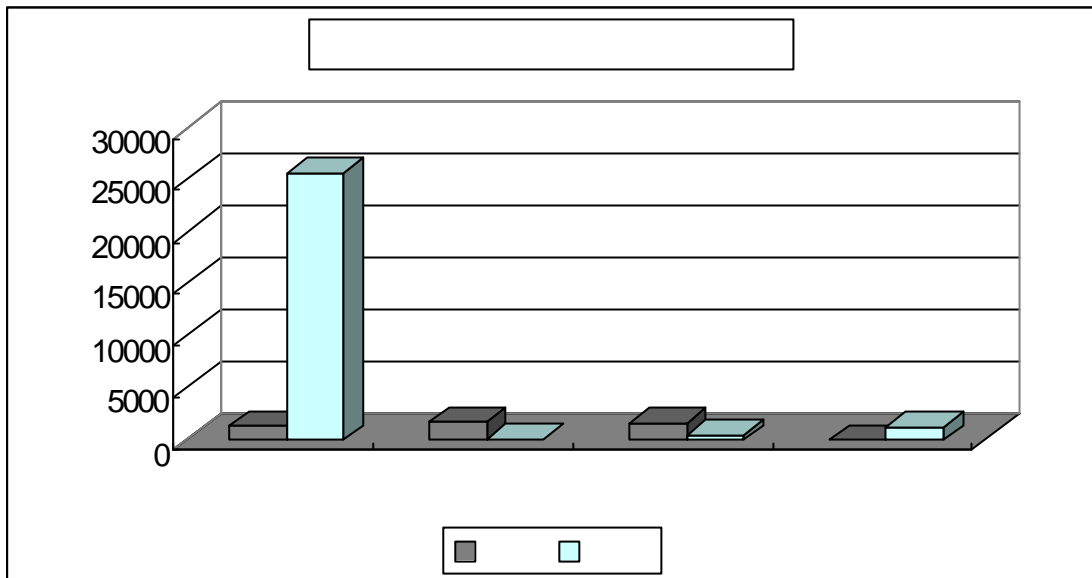
각 방송사별로는 KBS가 714만 달러를 수입하였고 1,012만 달러를 수출하였고 MBC는 535만 달러를 수입하였고 893만 달러를 수출하였다. SBS는 수입이 636만 달러인 반면 수출은 804만 달러였다. EBS는 198만 달러 수입에 수출은 8만 달러였다.

지상파 방송사들의 대상국별 수출입 현황을 살펴보면, 아시아 지역은 국내 드라마의 '한류' 열풍에 힘입어 수입보다는 수출이 높은 것으로 나타난 반면, 북미지역과 유럽지역은 수출보다는 수입이 많은 영상물 수출입 역조현상이 지속적으로 보여지고 있다.

주요 수출 대상국을 살펴보면, 대만이 975만 달러를 가장 많이 판매되었으며, 다음으로 일본(556만 달러), 중국(476만 달러), 싱가포르(120만 달러), 말레이시아(102만 달러)의 순이었다. 반면 주요 수입 대상국은 미국이었다. 미국으로부터의 영상물 수입은 1,633만 달러였으며, 다음으로 영국(133만 달러), 프랑스(73만 달러), 캐나다(47만 달러)의 순이었다.

장르별 수출입 현황을 살펴보면, 수출의 경우는 2002년과 큰 차이를 보이지 않고 있으며, 가장 압도적인 수출 장르는 드라마(93.6%)였다. 다음으로 많이 판매된 장르는 오락(4.4%), 만화(1.7%), 다큐(0.4%) 순으로 나타났다.

드라마의 수입은 134만 달러였으며, 수출은 2,552만 달러였다. 다큐멘터리의 경우는 수입이 167만 달러인 반면 수출은 10만 달러였다. 만화의 경우도 수출(45만 달러)보다는 수입(165만 달러)이 많은 경우였으며, 영화의 경우는 수입이 1,724만 달러였던 반면, 수출은 전무한 것으로 나타났다.



지상파 방송사의 국가별 장르별 수출입 현황을 교차분석하여 살펴보면, 지역에 따른 국내 방송 영상물의 판매 성향을 정확히 알 수 있다. 일본의 경우 수출된 장르 및 총 판매액을 살펴보면, 편수로는 오락 프로그램이 가장 많이 판매되었던 반면, 판매금액에서는 드라마가 469만 달러였다. 중국의 경우는 드라마가 편수(3,051편) 및 판매금액(452만 달러)에서 가장 높은 판매성향을 보였으며, 홍콩의 경우도 드라마가 편수(442편), 금액(87만 달러)에서 가장 높은 판매를 보였다. 대만의 경우 드라마가 편수(2,205편), 금액(952만 달러)가 가장 판매성향을 보였으며, 베트남, 말레이시아, 싱가포르도 편수 금액에서 드라마가 가장 높았다.

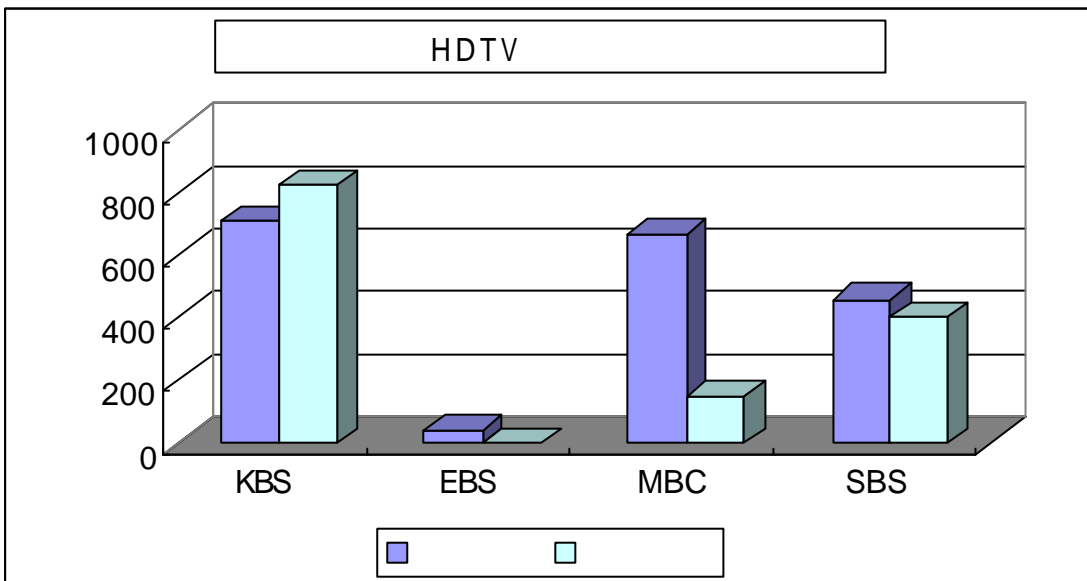
북미지역의 경우, 미국에서 가장 많이 판매된 장르는 드라마(편수 : 160편, 금액 10만달러)였으며, 유럽의 경우 프랑스에 가장 많이 판매된 장르는 드라마(편수 : 74편, 금액 : 2만달러)였다.

(3)

2003년 지상파방송사의 국제 공동제작 현황을 살펴보면, MBC가 후지TV와 '별의 소리' 프로그램(2편)을 공동제작하였다. 춘천 MBC는 중국의 향주전시대, 일본의 후쿠이TV와 함께 한중일 한국의 위성공동생방송을 제작하였으며, 대구 MBC는 일본 RCC와 TV전국기행신조선통신사의 길'을 공동 제작하였다.

(4) HDTV

지상파방송사의 디지털방송 실시에 따른 HDTV 프로그램의 편성비율이 점차적으로 증가하고 있는 것으로 나타났다. 지상파방송사의 HDTV 프로그램 제작수급(자체제작, 외부제작, 국외 수급)의 전체 현황을 살펴보면, 총 3,243분이었으며, 이 중 자체 제작은 1,873시간이었으며, 외부제작은 1,370시간이었다. HDTV 프로그램 제작비용은 자체제작의 경우 642억 원이었으며, 외부제작은 267억 원이었다.



지상파방송사의 HDTV 프로그램 제작 세부현황을 살펴보면, KBS의 자체제작은 총 제작시간 707시간으로 비용면에서는 179억 원이 투입되었으며, MBC는 자체제작시간이 665시간, 비용면에서는 198억 원이 투입되었다. EBS는 41시간에 10억 원, SBS는 460시간에 255억 원이 투입되었다. 외부 제작의 경우 KBS는 821시간에 비용은 107억 원, MBC는 148시간에 22억 원, SBS는 402시간에 139억 원이 투입된 것으로 나타났다.

(1)

방송채널사용사업자의 연간외주 제작현황을 살펴보면, 총 8,977편에 제작비는 182억 원인 것으로

나타났다. 가장 많이 제작한 장르는 편수로는 음악이 4,415편이 제작되었고 다음으로 교양(1,914편), 교육(1,571편), 오락(448편)의 순이었다. 금액으로는 교양이 89억원으로 가장 많은 금액을 차지하였으며, 다음으로 교육(55억), 다큐(15억), 스포츠(13억) 등의 순이었다.

(2)

2003년 방송채널사용사업자의 프로그램 수출입 현황을 살펴보면, 수입은 3,266만 달러, 수출은 68만 달러에 불과해 지속적인 방송영상물 유통의 무역수지 적자를 기록하고 있는 것으로 나타났다.

방송채널사용사업자의 지역별 수출입 현황을 살펴보면, 지상파 방송과 같이 아시아 지역에 대한 프로그램 판매가 가장 많았으며, 수입은 북미지역(미국, 캐나다)으로부터 가장 많이 이루어졌다. 장르별 국적별 방송프로그램 수출입 현황을 살펴보면 아시아 지역의 경우 일본으로부터 만화를 총 1,276편에 금액으로는 110만 달러어치를 수입하였다. 중국으로부터는 드라마 453편을 32만 달러에 구입하였다. 반면 아시아 국가에 대한 수출은 일본에 음악 장르 258편을 15만 달러에 판매하였으며, 홍콩에 음악 장르 105편을 4만 8천달러에 판매하였다.

북미지역의 경우, 미국에서 영화 장르를 가장 많이 수입한 것으로 나타났다. 편수로는 2,025편이며 금액으로는 2,192만 달러에 달하고 있다. 유럽지역의 경우 프랑스의 경우는 영화(편수 : 45편, 금액 : 5만 3천달러), 영국의 경우도 영화를 가장 많이 수입(편수 : 163편, 금액 33만 5천달러)

하였으며, 독일에서는 만화(편수 : 156편, 금액 : 11만달러)의 순이었다. 반면 수출의 경우는 미국에 음악장르를 1만 1천 달러 수출하였으며, 영국에 뉴스 장르를 8만 달러 수출하였다.

(1)

종합유선방송사의 프로그램 제작 및 공급 현황을 살펴보면, 지역채널의 연간 총 방송시간은 831,157.6시간이었으며, 연간 직접제작 비용은 134억 3,937만원이었다. 프로그램 제작 및 공급 현황을 자체제작과 외부제작으로 구분하여 살펴보면, 자체제작의 경우 연간 총 504,791.7시간이 투입되었고, 장르별로는 생활정보가 57,718시간으로 가장 많은 것으로 나타났으며, 다음으로 오락이 56,485시간, 교양(47,021시간), 보도(42,384시간)의 순이었다. 제작비용 측면에서는 오락이 87억 9,700만원이며, 다음으로 교양이 60억 3,800만원, 보도(26억 3,900만원), 생활정보(25억, 8,900만원)의 순으로 나타났다. 외주제작의 경우 제작시간은 총 69,871.5시간이었으며 SO 교환을 통한 제작은 172,241.3시간이었다.

3

1

1.

가.

		2001	2002	2003	2004 6	
		41	42	42	43	TV 33, R 10
		22	22	22	22	
		11	12	12	12	2001.12 2002. 5
		8	8	8	9	FM 2003. 9
		-	1	1	1	2002. 3.
		806	748	527	418	
		110	110	119	119	
	1	53	53	53	53	
	2	24	24	24	24	
	3	33	33	33	33	
	4	-	-	9	9	
		696	638	408	299	
		121	165	123	159	
	가	7	7	7	7	
		114	158	116	152	
		968	956	693	621	

	99	104	78	72	2004 6
	48	51	53	42	2004 6

1) : / / (, 가)

일러두기 : 관광관방송사업자(이하 '관광관')는 위원회가 조사표를 접수한 사업자수로 전체사업자수를 나타내는 것은 아님.

							()
	TV						
	33	10	159	119	299	620	25
	4	8	133	32	4	181	18
	2	0	5	14	13	34	1
	1	0	0	5	6	12	0
	2	0	2	12	4	20	4
	2	0	0	4	1	7	0
	2	0	2	4	2	10	0
	2	0	0	2	4	8	0
	0	1	14	13	19	47	1
	5	0	1	4	20	30	1
	0	0	2	6	21	29	0
	3	0	0	3	33	39	0
	2	0	0	4	71	77	0
	2	0	0	6	45	53	0
	2	0	0	5	42	49	0
	2	1	0	4	8	15	0
	2	0	0	1	6	9	0

1) TV TV “ ” .
 2) : 가 ,

2.

가. (, 2004 6)

(1)

(:)

									()			
					PD							
	14,135	127	1,496	1,884	2,279	445	1,886	413	2,478	466	2661	0
(%)	100	0.9	10.6	13.3	16.1	3.1	13.3	2.9	17.5	3.3	18.8	0
	10,293	50	909	1,256	1,599	293	1,344	174	2,245	326	2097	0
	2,480	43	231	449	442	62	360	186	131	92	484	0
	1,362	34	356	179	238	90	182	154	1	48	80	0
PP	9,678	310	2,669	393	1,573	75	1,143	315	282	827	1,331	760
(%)	100	3.2	27.6	4.1	16.3	0.8	11.8	3.3	2.9	8.5	13.8	7.9
	5,834	310	1,734	393	960	75	1,143	315	163	741	0	0
	3,844	0	935	613*					119	86	1,331	760
	7,536	545	1,927	196	161	82	340	123	2,167	1,184	811	0
(%)	100	7.2	25.6	2.6	2.1	1.1	4.5	1.6	28.8	15.7	10.8	0.0
	6,499	363	1,757	191	157	79	300	87	1,756	1,107	702	0
	1,037	182	170	5	4	3	40	36	411	77	109	0
	296	13	88	0	0	0	33	0	33	125	0	4
(%)	100	4.4	29.7	0	0	0	11.1	0	11.1	42.2	0	1.4
	288	13	86	0	0	0	31	0	33	125	0	0
	8	0	2	0	0	0	2	0	0	0	0	4
	31,645	995	6180	2473	4013	602	3402	851	4960	2602	4803	764
(%)	100	3.1	19.5	7.8	12.7	1.9	10.8	2.7	15.7	8.2	15.2	2.4

1) (209)
 2) PP 가 가 613 PD

(2)

		()		(%)	
	14,135	12,057	2,078	85.3	14.7
	10,293	8,887	1,406	86.3	13.7
	2,480	2,116	364	85.3	14.7
	1,362	1,054	308	77.4	22.6
PP	9,678	5,953	3,725	61.5	38.5
	5,834	4,375	1,459	75.0	25.0
	3,844	1,578	2,266	41.1	58.9
	7,536	5,313	2,223	70.6	29.4
	6,499	4,547	1,952	70.0	30.0
	1,037	766	271	73.9	26.1
	296	260	36	87.8	12.2
	288	257	31	89.2	10.8
	8	3	5	37.5	62.5
	31,645	23,583	8,062	74.5	25.5

(3) 가

						가 (%)			(%)	
	1999	2000	2001	2002	2003	00-01	01-02	02-03	02	03
	27,009	28,749	29,107	31,934	31,645	0.3	9.7	0.9	100	100
	13,005	13,294	13,408	14,029	14,135	0.9	4.6	0.8	43.9	44.7
	9,865	9,765	9,935	10,192	10,293	1.7	2.6	1.0	31.9	32.5
	1,985	2,349	2,352	2,472	2,480	0.1	5.1	0.3	7.7	7.8
	1,151	1,180	1,121	1,365	1,362	5.0	21.8	0.2	4.3	4.3
PP	3,680	5,053	7,586	9,685	9,678	50.1	27.7	0.1	30.3	30.6
	1,974	3,426	2,855	4,772	4,627	16.7	67.1	3.0	14.9	14.6
	1,706	1,627	4,731	4,913	5,051	190.7	3.8	2.8	15.4	16.0
	10,324	10,402	7,836	7,924	7,536	24.7	1.1	4.9	24.8	23.8
	3,026	3,327	4,791	5,572	6,499	44.0	16.3	16.6	17.4	20.5
	7,298	7,075	3,045	2,352	1,037	57.0	22.8	55.9	7.4	3.3
	-	-	277	296	296	-	6.9	0.0	0.9	0.9

) 99

(1999 ~ 2003)

				PD						()			
	1999	19,711	347	2,715	1,819	2,225	419	2,251	6,714	4,272	1,622	2,013	2,028
	2000	28,749	1,087	4,015	2,140	2,871	574	2,457	8,038	8,311	1,901	3,466	1,931
	2001	28,830	1,318	4,342	2,276	2,845	567	1,838	7,526	6,163	1,904	5,767	1,785
	2002	31,934	1,096	6,101	2,416	3,943	604	3,347	895	5,092	2,624	4,698	1,118
	2003	31,645	995	6,180	2,473	4,013	602	3,402	851	4,960	2,602	4,803	764
	1999	13,005	122	1,782	1,819	2,225	419	609	5,072	3,122	-	1,660	1,247
	2000	13,294	114	1,422	1,603	2,195	412	1,206	5,412	3,191	385	1,715	1,055
	2001	13,408	141	1,404	1,851	2,097	401	1,058	5,407	3,184	394	1,837	1,041
	2002	14,029	135	1,601	1,868	2,198	432	1,753	320	2,161	399	2,255	907
	2003	14,135	127	1,496	1,884	2,279	445	1,886	413	2,478	466	2,661	0
(PP)	1999	3,680	61	472	-	-	-	1,201	1,201	587	772	353	234
	2000	5,053	97	633	400	542	81	879	1,902	671	329	1,068	353
	2001	7,586	161	1,291	284	615	96	505	1,500	551	555	3,219	309
	2002	9,685	265	2,598	370	1,609	77	1,180	381	251	871	1,905	178
	2003	9,678	310	2,669	393	1,573	75	1,143	315	282	827	1,331	760
(SO)	1999	3,026	164	461	-	-	-	441	441	563	850	-	547
	2000	3,327	134	780	120	103	60	172	455	979	580	264	135
	2001	4,791	230	915	136	116	61	220	533	1,430	743	608	332
	2002	5,572	344	1,274	174	129	90	296	123	1,613	1,074	434	21
	2003	6,499	363	1,757	191	157	79	300	87	1,756	1,107	702	0
	2000	7,075	742	1,180	17	31	21	200	269	3,470	607	419	388
	2001	3,045	786	732	5	17	9	55	86	998	212	103	103
	2002	2,352	345	516	4	7	5	48	71	1,067	173	104	12
	2003	1,037	182	170	5	4	3	40	36	411	77	109	0
	2001	277	9	96	0	0	0	0	0	7	80	85	0
	2002	296	7	112	0	0	0	70	0	0	107	0	0
	2003	296	13	88	0	0	0	33	0	33	125	0	4

(25)

			/	/			
()	32	58	31	48	49	127	345
	32	38	22	42	47	80	261
	0	20	9	6	2	47	84
(%)	9.3	16.8	9.0	13.9	14.2	36.8	100

(2)

			()	()	()		
()	19	40	0	0	0	0	59
	18	31	0	0	0	0	49
	1	9	0	0	0	0	10
(%)	32.2	67.8	0.0	0.0	0.0	0.0	100.0

3.

가. ()

	2002 ()	2003 ()	
	9,523,362,431	7,136,569,093	
	3,636,594,327	3,548,193,470	42
	359,787,548	357,394,212	
	287,711,785	275,236,056	
	27,658,404	31,855,163	
	212,413	1,701,429	
	19,765,446	16,787,461	
	24,439,500	31,814,103	
TV	3,261,236,057	3,190,799,258	, PP
	481,969,499	514,593,287	KBS,EBS, PP
	2,457,471,241	2,381,344,281	
	149,592,737	123,096,469	
	31,365,542	31,252,724	
	46,162,313	24,387,672	
	94,674,725	116,124,825	
(TV, R)	15,570,722	0	
	896,388,134	1,136,489,622	119
	788,697,858	1,074,953,531	
	381,331,929	516,805,211	
	181,288,246	261,599,252	
	21,947,842	34,830,596	
	17,461,407	17,293,003	
	104,118,387	172,991,911	
	43,417,526	16,836,202	
PPV	0	1,486,350	
	39,132,520	53,111,006	
	107,690,276	61,536,091	209
	4,926,845,012	2,302,255,241	
	95,832,585	112,559,499	
	255,585,607	320,495,270	
	20,436,625	5,962,371	
	4,249,708,136	767,241,695	
	16,571,837	93,601	
	288,710,222	1,095,902,806	
	63,534,958	149,630,760	
	40,192,290	101,089,068	
	23,342,668	48,541,692	

(25)

		()			
	221,644,024	30,363,127	6,939,396	3,378,358	180,963,143
	8,865,761	7,238,526	135,134	277,576	1,214,525
(%)	100.0	13.7	3.1	1.5	81.7

)

		()					
	9,363,979	671,429	2,255,993	4,047,394	60,548	791,210	1,537,405
	374,559	26,857	90,240	161,896	2,422	31,648	61,496
(%)	100.0	7.2	24.1	43.2	0.6	8.4	16.4

	()		(%)		2003 가 (%)
	2002	2003	2002	2003	
	5,168,154	6,335,974	100.0	100.0	23.9
	3,547,666	3,507,897	69.5	54.8	1.1
	340,022	345,778	6.7	5.4	1.7
	187,136	178,620	3.7	2.8	4.6
	41,079	41,863	0.8	0.7	1.9
	111,807	125,295	2.2	2.0	12.1
TV	3,207,644	3,162,119	62.8	49.4	1.4
	2,311,943	2,274,749	45.3	35.5	1.6
	895,701	887,370	17.5	13.9	0.9
	896,388	1,136,490	17.6	18.8	75.0
	788,698	1,074,954	15.5	16.8	36.3
	107,690	61,536	2.1	2.0	18.2
	660,565	1,541,956	12.9	24.1	133.4
	63,535	149,631	1.2	2.3	135.5
3	2,977,517	3,063,474	58.3	47.9	2.9
KBS	1,293,256	1,234,211	25.3	19.3	4.6
MBC	711,847	689,973	13.9	10.8	3.1
MBC	345,200	444,836	6.8	6.9	28.9
SBS	627,214	610,105	12.3	9.5	2.7
EBS	62,049	84,349	1.2	1.3	35.9

) : , PP .

가 가

(:)

	(A)	가 (B)	가 가 (C)					가 가 (A+B +C)	가 가 (%)
					가				
	314,851	1,843,089	1,037,589	82,203	197,773	177,088	1,144	3,653,737	103.0
PP	69,896	521,277	286,099	35,070	94,629	13,390	5,739	1,026,100	44.6
PP	9,067	256,907	151,513	18,289	51,472	4,453	5,607	497,308	52.1
	60,829	264,370	134,586	16,781	43,157	8,937	132	528,792	38.7
	182,150	505,691	176,740	13,675	199,607	7,965	68,654	1,154,482	107.4
	16,478	121,166	14,687	2,574	4,320	115	2,405	113,543	75.9

- 1) : (),
- 2) 가 가 (%) = (가 가 /) × 100

가 가

	(A)	가 (B)	가 가 (C)					가 가 (A+B+C)
					가			
	9.6%	48.1%	26.5%	2.3%	8.7%	3.5%	1.4%	100%
	8.6%	50.4%	28.4%	2.2%	5.4%	4.8%	0.0%	100%
PP	6.8%	50.8%	27.9%	3.4%	9.2%	1.3%	0.6%	100%
PP	1.8%	51.7%	30.5%	3.7%	10.4%	0.9%	1.1%	100%
	11.5%	50.0%	25.5%	3.2%	8.2%	1.7%	0.0%	100%
	15.8%	43.8%	15.3%	1.2%	17.3%	0.7%	5.9%	100%
	14.5%	106.7%	12.9%	2.3%	3.8%	0.1%	2.1%	100%

(1)

	()		
	2002	2003	
	3,182,056,879	3,238,674,859	100.0%
	2,745,183,026	2,656,580,337	82.0%
	1,811,692,780	1,738,288,796	53.7%
KBS	735,162,825	678,153,625	20.9%
EBS	24,636,231	27,629,840	0.9%
MBC	658,346,844	629,377,565	19.4%
MBC	393,546,880	403,127,766	12.4%
	855,412,816	845,394,206	26.1%
SBS	588,836,963	569,903,162	17.6%
	41,476,273	41,381,332	1.3%
	36,977,711	36,276,701	1.1%
	32,258,496	30,492,747	0.9%
	23,454,148	23,466,503	0.7%
	18,581,898	17,686,654	0.5%
	18,566,235	17,701,489	0.5%
	50,414,608	51,680,713	1.6%
	18,474,754	17,798,840	0.5%
	6,503,886	13,716,891	0.4%
	15,289,163	20,277,801	0.6%
	4,578,681	5,011,373	0.2%
	78,077,430	72,897,335	2.3%
	44,811,996	43,166,577	1.3%
	3,683,922	3,706,323	0.1%
	13,457,133	12,507,798	0.4%
	13,620,524	13,516,637	0.4%
	2,503,855	0	0.0%
	181,288,246	261,599,252	8.1%
	255,585,607	320,495,270	9.9%

(2)

(:)

	2,656,580,337	320,495,270	261,599,252	3,238,674,859	100.0%
	1,977,961,527	248,162,123	67,024,611	2,293,148,261	70.8%
	84,580,789	960,378	26,070,984	111,612,151	3.4%
	51,680,713	0	5,973,885	57,654,598	1.8%
	69,513,778	0	16,041,563	85,555,341	2.6%
	56,723,485	0	6,475,678	63,199,163	2.0%
	49,049,694	56,244	8,897,580	58,003,518	1.8%
	39,820,331	0	4,233,332	44,053,663	1.4%
	5,011,373	70,355,275	63,065,650	138,432,298	4.3%
	84,831,953	961,250	5,146,714	90,939,917	2.8%
	0	0	6,452,805	6,452,805	0.2%
	53,324,165	0	7,739,168	61,063,333	1.9%
	39,567,028	0	16,282,617	55,849,645	1.7%
	36,264,871	0	9,904,957	46,169,828	1.4%
	34,863,074	0	7,375,309	42,238,383	1.3%
	41,867,669	0	6,768,508	48,636,177	1.5%
	31,519,887	0	4,145,891	35,665,778	1.1%

(3)

		2002 ()	2003 ()	'03
	TV	2,457,471,241	2,381,344,281	100%
	R	287,711,785	275,236,056	100%
	TV	1,636,395,812	1,571,218,104	65.98%
	R	175,296,968	167,070,692	60.70%
KBS	TV	703,776,514	648,053,843	27.21%
	R	31,386,311	30,099,782	10.94%
MBC	TV	598,781,750	571,195,601	23.99%
	R	59,565,094	58,181,964	21.14%
EBS	TV	24,636,231	27,629,840	1.16%
MBC	TV	309,201,317	324,338,820	13.62%
	R	84,345,563	78,788,946	28.63%
	TV	819,954,054	809,104,296	33.98%
	R	35,458,762	36,289,910	13.19%
SBS	TV	567,972,630	549,806,390	23.09%
	R	20,864,333	20,096,772	7.30%
	TV	38,909,810	38,844,569	1.63%
	R	2,566,463	2,536,763	0.92%
	TV	34,991,879	34,075,262	1.43%
	R	1,985,832	2,201,439	0.80%
	TV	30,697,357	28,758,888	1.21%
	R	1,561,139	1,733,859	0.63%
	TV	22,105,964	22,124,707	0.93%
	R	1,348,184	1,341,796	0.49%
	TV	17,679,055	16,855,123	0.71%
	R	902,843	831,531	0.30%
	TV	17,670,310	16,783,600	0.70%
	R	895,925	917,889	0.33%
	TV	50,414,608	51,308,261	2.15%
	R	0	372,452	0.14%
	TV	17,719,392	17,070,757	0.72%
	R	755,362	728,083	0.26%
	TV	6,503,886	13,352,113	0.56%
	R	0	364,778	0.13%
	TV	15,289,163	20,124,626	0.85%
	R	0	153,175	0.06%
	R	4,578,681	5,011,373	1.82%
	TV	1,121,375	1,021,881	0.04%
	R	76,956,055	71,875,454	26.11%
	TV	110,000	246,881	0.01%
	R	44,701,996	42,919,696	15.59%
	R	3,683,922	3,706,323	1.35%
	TV	1,011,375	775,000	0.03%
	R	12,445,758	11,732,798	4.26%
	R	13,620,524	13,516,637	4.91%
	R	2,503,855	0	0.00%

()

(1)

		2003 ()	2003 ()
		294,137,126	2,054,896,371
		170,000,059	1,609,124,800
	KBS	28,801,417	424,298,196
	EBS	4,433,742	27,331,183
	MBC	84,633,405	731,194,360
	MBC	52,131,495	426,301,061
		131,666,232	347,624,777
	SBS	85,548,328	332,787,751
		9,407,500	23,388,058
		6,121,203	8,867,137
		7,373,916	23,232,753
		6,587,072	23,529,987
		4,637,339	11,715,291
		4,513,954	9,185,742
		2,471,584	5,137,433
		810,232	1,465,087
		4,465,932	3,374,158
		4,442,195	4,569,553
		4,713,023	89,353,307
		7,529,165	98,146,794
		297,243	17,809,146
		1,244,056	24,024,902
		262,806	4,011,687
		178,685	2,360,373
		5,862,227	0
		375,266	7,690,876
		6,197,793	65,258,886
		19,719,241	60,659,020

MBC

	2003 ()	2003 ()
MBC	52,131,495	426,301,061
MBC	4,907,548	31,525,515
MBC	3,260,871	27,516,344
MBC	2,201,131	31,995,829
MBC	4,080,767	26,103,056
MBC	3,554,651	19,250,492
MBC	3,173,732	22,300,881
MBC	329,015	16,645,990
MBC	2,986,441	35,558,544
MBC	1,643,660	15,763,704
MBC	1,647,224	14,671,233
MBC	3,088,525	20,149,173
MBC	2,170,036	24,510,943
MBC	3,229,653	26,713,772
MBC	3,230,947	20,658,210
MBC	2,385,622	20,894,433
MBC	1,621,684	15,378,982
MBC	2,396,516	15,317,576
MBC	3,081,321	18,911,687
MBC	3,142,151	22,434,697

(2)

	2003 ()	2003 ()
	60,946,199	191,481,357
	4,775,930	333,724,727
	56,170,269	142,243,370
	36,764	131,543
	526,309	381,799
	772,749	3,572,101
	495	496
	232	232
	2,682,132	0
TV	281,995	288,597
	1,543,435	2,404,670
	1,932,994	4,007,703
	886,163	1,560,651
	4,832,305	5,042,244
	5,519,424	1,298,738
	402,243	59,027,023
	437,007	508,159
	1,436,104	11,191,333
	780,446	613,743
	4,360	7,169
	1,095	1,095
	589,532	2,227,742
	900,330	5,172,861
	3,605,268	27,006,574
	143,422	121,543
	24,552	24,553
	300,495	820,995
	563,810	366,595
	235,404	1,939,923
	109,025	119,866
	1,030,969	797,106
	6,418	6,420
	101,370	93,998

()

	2003 ()	2003 ()
	393,922	393,922
	457,176	674,987
	64,378	0
	81,334	99,561
	1,778,345	9,162,337
	920,775	1,059,049
	19,843	19,791
	245,489	133,796
	55,765	55,765
	55,680	55,680
	316,896	364,549
	288	439,015
	192,491	457,599
	2,630,912	14,106,581
	3,811,697	9,384,528
	411,233	1,114,111
	52,210	344,636
	270,748	329,299
	3,013,296	16,363,152
	1,158	43,592
	2,161,892	2,514,215
	5,128	336,806
	164,025	699,848
	265,568	635,072
	49,296	103,260
	1,510	1,510
	1,782,012	4,634,015
	530,453	699,432
	33,469,718	91,852,682
	141,229	816,665
	879,720	802,453
	138,002	168,902
	286,598	286,598
	881,597	1,454,362

()

	2003 ()	2003 ()
	1,657,573	0
	174,027	426,267
	91,943	91,943
	19,656,000	94,198,279
	45,349	102,774
	414,481	5,234,047
	6,151,134	5,879,733
	449,039	385,233
	705,322	3,267,131
	5,381,675	12,234,883
	380,142	4,297,641
	1,930,225	7,748,278
	7,783,847	9,051,309
	2,073,476	95,507,948
	802,913	8,571,890
	14,967	81
YTN	675,207	9,403,892
	75,135	2,838,167
	15,695	26,294
	1,836,103	3,966,464
	46,620	46,620
	49,009	33,597
	256,230	8,272,144
	3,122,701	10,784,225
	762,070	2,094,465
	401,725	2,253,432
	6,323,947	58,399,476
	12,394	22,480
	683,197	836,064
	362,286	1,740,309
	2,636	4,784
	1,642,337	1,781,625
	110,484	0
	11,568	11,568
	2,982,859	9,330,131

()

	2003 ()	2003 ()
	140,486	140,486
	3,774,370	4,713,420
	831,082	1,691,953
	318,407	330,141
	65,136	2,539,932
	441,953	173,185
	122,814	122,791
	1,060,174	3,901,182
	3,642,070	744,783
	142,242	854,535
	1,716,476	5,502,671
	15,777	38,695
	1,822,448	7,714,342
	18,149	10,432
	261,754	261,754
	104,353	148,218
	525,162	29,733,030
	23,987	32,831
	262,857	123,725
	533,748	111,741
	20,097	630,337
	1,371,029	1,371,029
	465,533	0
	109,007	109,007
	1,009,393	2,832,857
	588,239	2,358,952
	296,206	1,622,323
	266,370	1,145,141
	858,206	1,360,123
	460,955	515,302
	76,887	327,694
	367,303	157,620
	3,837,037	20,678,766
	144,708	144,707
	91,272	85,657
	1,041,315	1,666,485

(3)

	2003 ()	2003 ()
(119)	27,801,607	89,206,468
(32)	53,924,766	51,970,509
(14)	4,495,255	29,504,482
(12)	10,364,554	7,076,796
(5)	10,358,473	13,201,227
(4)	332,012	1,069,811
(4)	195,883	7,738,265
(2)	1,391,209	617,817
(13)	47,513,871	62,764,929
(4)	235,231	5,590,901
(3)	2,818,817	7,198,181
(6)	6,252,620	14,188,473
(4)	1,429,197	12,690,936
(5)	151,394	11,016,322
(6)	364,882	7,447,910
(4)	16,090,550	19,454,740
(1)	2,991,215	5,077,971

	2003 ()	2003 ()
	1,654,167	362,706
	175,246	357,839
TV	438,234	1,088,206
	1,005,521	2,232,820
TV	1,060,187	1,010,219
TV	2,515,850	4,266,394
	1,670,182	2,648,937
	694,837	2,609,801
TV	1,173,884	2,867,322
TV	2,518,808	1,113,001
TV	1,822,444	1,449,603
	707,788	1,870,447
	5,571,764	11,905,785
	337,155	1,473,359
TV	896,469	0
	831,169	1,762,061
	5,536,513	9,909,760
TV	2,264,205	3,658,921
	4,135,172	4,225,271
	426,815	948,265
	2,406,145	6,323,786
TV	2,959,146	3,595,813
TV	1,287,894	3,198,000
	2,786,052	3,319,612
TV	236,535	2,153,640
	89,962	252,554
TV	2,933,292	9,451,584
	76,438	617,793
TV	4,712,176	10,677,140
TV	3,607,506	5,258,499
TV	1,140,406	2,239,043
	214,132	26,830,198
	1,455,740	1,915,932

()

	2003 ()	2003 ()
	919,442	5,569,841
	234,013	1,109,120
	52,602	2,566,504
TV	32,980	2,863,409
TV	2,937,314	2,623,508
	1,088,337	5,433,890
TV	903,718	1,548,909
	63,635	5,709,814
	360,594	2,781,241
	715,059	307,048
	756,155	2,342,595
TV	889,049	4,026,678
TV	184,489	1,679,827
TV	127,964	85,370
	96,104	1,115,572
TV	2,277,449	1,905,942
TV	371,282	2,258,635
	1,384,404	1,597,425
TV	67,111	1,782,391
TV	2,489,382	2,030,091
	3,334,460	5,388,929
TV	291,269	2,507,562
	295,921	39,202
	833,050	2,496,217
TV	327,056	2,151,716
TV	31,674	413,951
TV	1,944,380	407,135
	7,241,196	10,344,706
TV	945,339	811,406
	2,149,910	4,489,013
TV	144,701	426,735
TV	259,200	1,095,813
TV	931,249	536,034
TV	484,738	936,767

()

	2003 ()	2003 ()
	208,624	451,084
	103,994	447,703
TV	40,707	6,449,149
	76,028	1,292,497
TV	1,004,949	1,419,379
	386,260	2,037,196
TV	1,416,371	4,254,999
TV	1,669,063	2,001,274
	1,838,936	4,511,267
TV	5,948,995	18,238,758
TV	3,468,583	444,241
	7,867,243	11,431,436
	38,018,563	36,681,597
TV	257,671	1,242,981
	625,016	808,414
TV	2,109,410	258,491
TV	353,807	353,807
	21,199,323	20,407,041
	2,123,526	1,910,003
	48,870	948,075
TV	608,347	1,497,397
TV	735,351	3,458,795
	313,365	313,366
TV	1,685,989	1,967,265
	1,795,692	3,947,729
	2,928,520	9,178,645
TV	605,586	2,537,819
TV	396,064	1,824,289
TV	572,286	1,085,312
TV	662,813	1,245,515
TV	3,058,166	4,099,873
TV	2,961,005	3,395,665
	3,213,226	9,002,738
TV	1,729,789	1,966,098

()

	2003 ()	2003 ()
	477,918	2,142,721
TV	423,678	3,511,575
TV	40,191	4,678,696
TV	411,506	3,848,665
TV	2,112,702	2,155,127
TV	774,065	3,908,542
	735,546	735,546
TV	1,415,133	1,720,475
TV	129,335	4,369,741
TV	407,459	1,006,591
	3,463,547	3,485,517
TV	185,261	1,933,669
	2,061,763	5,068,083
	6,512,179	11,160,363
가	3,735,612	847,228
	2,175,295	3,720,267
	3,667,464	5,421,338
TV	2,991,215	5,077,971

(4)

	()	()
	168,446,700	297,003,459

4.

가. 가 가

	가 가			2004. 6 가	6 가 (03)
	2002 6	2003 6	2004 6		
가	16,080,111	16,489,115	16,987,703	100%	2.9%
(A+B+C)	11,715,426	12,503,566	14,200,321	83.6%	11.9%
(A+B)	11,413,832	11,724,452	12,901,532	75.9%	9.1%
(A)	6,911,514	9,401,606	11,724,055	69.0%	19.8%
	6,614,417	8,966,532	11,341,777	66.8%	20.9%
가	1,270,310	874,554	1,957,691	11.5%	55.3%
가	5,344,107	8,091,978	9,384,086	55.2%	13.8%
	297,097	435,074	382,278	2.3%	13.8%
(B)	4,502,318	2,322,846	1,179,052	6.9%	97.0%
(C)	301,594	779,114	1,297,214	7.6%	39.9%

) 가 (2004 1) 가 가
* (263 53)

가 가

	가			TV가 가 ()		
	2002	2003	2004	2002 (6)	2003 (6)	2004 (6)
	16,080,111	16,489,115	16,987,703	6,911,514	9,401,606	11,724,055
	3,570,228	3,623,931	3,714,769	1,816,850	2,103,719	2,465,695
	1,210,020	1,219,902	1,236,262	689,387	793,537	1,087,924
	845,739	872,057	891,605	136,807	421,712	549,821
	815,709	827,177	845,242	571,054	626,109	659,798
	439,620	449,469	460,647	319,864	385,852	438,769
	450,489	463,270	479,916	342,477	362,289	374,595
	331,502	338,845	348,058	92,930	191,756	354,555*
	3,191,089	3,394,937	3,592,144	1,254,908	2,157,031	2,500,356
	531,123	538,613	552,319	158,817	240,684	289,831
	653,609	666,201	691,966	131,616	277,639	429,098
	499,739	508,561	522,501	298,190	295,595	344,697
	1018,039	1,043,704	1,043,704	360,824	542,132	679,974
	954,935	964,032	974,100	311,691	470,117	613,267
	728,837	731,092	1,074,001	244,928	255,397	450,122
	656,185	658,564	672,111	121,943	211,276	345,656
	183,248	188,760	194,855	59,228	66,761	139,897

) SO가 가 가 가

가 가

	가 가 ()			TV (%)(A)		(%) (B)		(%) (A+B)	
	2002 (6)	2003 (6)	2004 (6)	03	'04	03	'04	03	'04
	4,523,018	2,322,846	1,179,052	57.0	69.0	14.1	6.9	70.7	76.0
	479,013	165,980	90,738	58.1	66.4	4.6	2.4	62.6	68.8
	214,666	250,746	141,732	65.0	88.0	20.6	11.5	85.6	99.5
	468,321	149,628	5,625	48.4	61.7	17.2	0.6	65.5	62.3
	45,816	19,156	6,974	75.7	78.1	2.3	0.8	78.0	78.9
	2,437	256	290	85.8	95.3	0.1	0.1	85.9	95.3
	68,018	58,425	53,981	78.2	78.1	12.6	11.2	90.8	89.3
	155,072	137,192	10,897	56.6	100	40.5	3.1	97.08	100*
	1,055,618	545,272	247,061	63.5	69.6	16.1	6.9	79.6	76.5
	240,838	80,966	16,864	44.7	52.5	15.0	3.1	59.7	55.5
	234,896	76,135	43,593	41.7	62.0	11.4	6.3	53.1	68.3
	119,074	68,694	50,052	58.1	66.0	13.5	9.6	71.6	75.5
	453,109	272,333	231,576	51.9	65.2	26.1	22.2	78.0	87.3
	549,892	235,089	122,603	48.8	63.0	24.4	12.6	73.2	75.5
	189,163	178,590	108,678	34.9	41.9	24.4	10.1	59.4	52.0
	147,375	8,917	4,888	32.1	51.4	1.4	0.7	33.4	52.2
	99,710	75,467	43,500	35.4	71.8	40.0	22.3	75.4	94.1

가

(: 가)

	2004 6 (A)	2004 6 (B)	2004 6 (C)	2004 6 (A+B+C)
		1,297,214	11,724,055	1,179,052
	221,510	2,465,695	90,738	2,777,943
	34,550	1,087,924	141,732	1,264,206
	89,836	549,821	5,625	645,282
	28,015	659,798	6,974	694,787
	13,200	438,769	290	452,259
	18,907	374,595	53,981	447,483
	10,228	354,555	10,897	375,680
	339,011	2,500,356	247,061	3,086,428
	72,570	289,831	16,864	379,265
	91,602	429,098	43,593	564,293
	42,800	344,697	50,052	437,549
	81,523	679,974	231,576	993,073
	72,984	613,267	122,603	808,854
	89,675	450,122	108,678	648,475
	73,488	345,656	4,888	424,032
	17,315	139,897	43,500	200,712

5.

가.

		가					'03.12	
	SHOGAKUKAN PRODUCTION CO.,LTD		2001. 10.27					
	TOEI ANIMATION CO.,LTD					343,750\$		7.41%
	TMS ENTERTAINMENT,LTD							
	SUNRISE INC.					135,417\$		2.92%
	BANDI.CO.,LTD					208,333\$		4.49%
	SME TV		2001. 5		288 \$	75000		3.4%
	MTV ASIA	가	1999.12		117 \$	26366		1.19%
	MGM Networks		2002. 3		570 \$	33%		33%
	TWE		2000. 5		12,500 \$	33%		0
	MTV Asia	가	2001.11		916,031\$	33.3%		33.3%
	The Korea Fund		-	-	-	-		5.07%
	Oppenheimer Int'l Growth		-	-	-	-		14.84%
	T. Rowe Price International		-	-	-	-		3.01%
	Templeton Emerging		-	-	-	-		184%
	ESPN Asia(S) Private, Ltd	가	2001.11		4,703 \$	33%		33%
	가		2003.12		170 \$	40000		2.46%
			2000. 4		75 \$			30%

()

		가					2003.12 (%)	
	Olympus Capital C&M., Ltd		2000. 9		4,800 \$	3.02%	2.69%	
	Olympus capital (CRT) C&M., Ltd		2000. 9		10,200 \$	1.43%	1.27%	
	ADP C&M Holdings. L.L.C		2000. 9		3,200 \$	0.94%	0.84%	
	Capital International Global Emerging Markets Private Equity Fund, L.P		2000. 6		197	25.61%	20.24%	
	New Asia East Investment Fund Ltd.	가	2000. 6		49	6.4%	5.06%	
TV	David lee		2001. 4		-	9.09%	9.09%	

(2004 6)

	(TV/R)	PP(Cable/)		SO()		()
KBS	KBS	2	KBS SKY			1,255,331,347
		1	KBS KOREA			
MBC	MBC	1	MBC			41,154,612
		1	MBC			
		1	MBC ESS			
SBS	SBS	1	SBS			650,903,259
		1	SBS			
		1	SBS			
		3	SBS()			
EBS	EBS	1	EBS 1TV			105,349,521
		1	EBS 2TV			
	CBS(R)	1				62,215,392
	PBC(R)	1				22,229,550
	FM(R)	1	TV			28,486,051
		4		6	, , , , , ,	163,978,786
		1				
		1				
		1				
		1				
		1				
		2				

1) 30%

2) 2003 , , , , ,

()

	PP(Cable/)		SO()				()
CJ	6		7	' , ,가 , ' ,			533,346,505
	1						
	1						
	1						
	2						12,680,909
LG	1		1	' , ,			568,407,264
	1		5	' ' ' ' '			60,394,160
	1		8	' ' ' ' ' , , , ' ,			285,470,331
			10	' ' ' ' ' ' , ' , ' , ' , ' , ' ' ,	2	'	145,150,002
()			10	' ' ' ' ' ' , ' , ' , ' , ' , ' ' , ' ,			58,344,785
			10	' ' ' ' ' ' ' , ' , ' , ' , ' , ' ' ,	1		122,306,650
			6	' ' ' ' ' ,	1	JBC	47,930,701
			2	'			58,394,188

1) 2003 , PP, SO,

. MSO/MSP

	SO	()	(%)
	63	688,610,631	100.0
	10	136,555,098	19.8
	10	117,138,615	17.0
	8	91,571,196	13.3
CJ	7	84,595,082	12.3
	2	58,394,188	8.5
	10	58,344,785	8.5
	5	56,587,139	8.2
	5	43,652,330	6.3
	6	41,772,198	6.1

6.

가. TV

(1) (가 +)

			TV
1981	() 5,731,439 () 1,197,908	6,929,347	1,059,159 800 2,500
1982	() 4,820,009 () 2,299,243	7,119,252	91,1430 1,101,335 800 2,500
1983	() 4,603,046 () 3,181,168	7,784,214	21,6963 881,925 800 2,500
1984	() 3,498,374 () 4,178,730	7,677,104	110,4672 997,562 800 2,500
1985	() () 4,773,993	4,773,993	- 595,263 () 2,500
1986		4,925,413	151,420 2,500
1987		5,390,075	464,662 2,500
1988		6,019,131	629,056 2,500
1989		6,384,984	365,853 2,500
1990		7,438,423	1,053,439 2,500
1991		8,344,420	905,997 2,500
1992		9,181,053	836,633 2,500
1993		10,696,426	1,515,373 2,500
1994		14,408,012	3,711,586 2,500
1995		14,516,686	108,674 2,500
1996		15,258,386	741,700 2,500
1997		15,746,180	487,794 2,500
1998		16,421,422	675,242 2,500
1999		16,896,400	474,978 2,500
2000		17,174,396	277,996 2,500
2001		17,709,432	535,036 2,500
2002		18,365,221	655,789 2,500
2003		18,975,642	610,421 2,500

(2) TV

	가 ()			TV (, 가 +)			가 TV ()		
	2001	2002	2003	2001	2002	2003	2001	2002	2003
	16,081,111	16,489,115	16,987,703	17,709,432	18,365,221	18,975,642	1.10	1.11	1.12
	3,570,228	3,623,931	3,714,769	3,758,663	3,835,808	3,923,930	1.05	1.06	1.06
	1,211,020	1,219,902	1,236,262	1,520,228	1,569,777	1,604,443	1.26	1.29	1.30
	845,739	872,057	891,605	1,336,277	1,405,630	1,475,736	1.58	1.61	1.66
	815,709	827,177	845,242	1,316,383	1,366,489	1,401,089	1.61	1.65	1.66
	439,620	449,469	460,647	747,279	771,782	789,293	1.70	1.72	1.71
	450,489	463,270	479,916	802,597	841,693	876,139	1.78	1.82	1.83
	331,502	338,845	348,058	459,731	477,378	498,292	1.39	1.41	1.43
	3,191,089	3,394,937	3,592,144	2,827,831	3,005,975	3,181,044	0.89	0.89	0.89
	531,123	538,613	552,319	641,120	660,244	672,374	1.21	1.23	1.22
	653,609	666,201	691,966	439,389	449,085	462,190	0.67	0.67	0.67
	499,739	508,561	522,501	562,506	579,680	610,053	1.13	1.14	1.17
	1,018,039	1,043,704	1,074,001	963,223	999,754	1,024,073	0.95	0.96	0.95
	954,935	964,032	974,100	776,874	798,360	816,315	0.81	0.83	0.84
	728,837	731,092	737,207	579,529	599,052	609,491	0.80	0.82	0.83
	656,185	658,564	672,111	758,212	777,882	792,922	1.16	1.18	1.18
	183,248	188,760	194,855	219,590	226,632	238,258	1.20	1.20	1.22

(1) (2004 6)

				()
		TV		
()	(9 16)	2 - KBS1 - KBS2 1 - KBS Korea	7 -1,2,3R/1,2FM - -	()KBS Sky KBS Sports, KBS Drama 2 Ch15, Ch17
	(19)	MBC TV	MBC AM / FM	MBC ESPN, 3 PP , Gemb Ch14
	()	EBS TV	EBS FM	EBS Plus 1, 2() Ch18
()		SBS TV	SBS AM / FM	16
		PSB TV	PSB FM	(1)
		TBC TV	TBC FM	(1)
		KBC TV	KBC FM	(1)
		TJB TV	TJB FM	(1)
		ITV	-	(2)
		UBC	UBC FM	(2)
		JTV	JTV FM	(2)
		CJB	CJB FM	(2)
		GTB	GTB FM	TV:2001 /FM:2003.10
		JIBS	JIBS FM	TV:2002.5 /FM:2003.5
()	(14 6)	- CBSTV	CBS AM CBS FM	, , , , , , , , , , , , , , , , , , , ,
	(6 6)	-	BBC FM	, , , , , ,
	(8 8)	- PBCTV	PBC FM	, , , , , , , , ,
	(8 8)	-	FM() AM(,)	, , , , , , , , , , , , , , , ,
	(3 3)	-	WBS FM	, ,
		-	TBS FM	
	(7 7)	-	TBN FM	(2002 5') ,
	(2 2)	-	FM	, FM (2001.3)
		- TV	FM	(2003. 9. 1)

(2) (2004 6)

	(AM)		FM	DTV	TV		
KBS	31	2	44	2	31		110
	48		37		59		144
			46		839		885
	79	2	127	2	929	-	1,139
EBS			1	1	1		3
MBC	20		39	1	20		80
			10		11		21
			7		177		184
	20	-	56	1	208	-	285
	1		2	1	1		5
					2		2
					10		10
	1	-	2	1	13	-	17
			1		1		2
					8		8
	-	-	1	-	9	-	10
			1		1		2
			1		2		3
					9		9
	-	-	2	-	12	-	14
			1		1		2
			1		5		6
	-	-	2	-	6	-	8
			1		1		2
			1				1
					7		7
	-	-	2	-	8	-	10
			1		1		2
					1		1
					2		2
	-	-	1	-	4	-	5
			1		1		2
					3		3
	-	-	1	-	4	-	5
			1		1		2
					1		1
	-	-	1	-	2	-	3

()

	(AM)		F M	DTV	T V		
			1		1		2
					1		1
					1		1
	-	-	1	-	3	-	4
					1		1
					3		3
	-	-	-	-	4	-	4
			1		1		2
					1		1
			1		2		3
			1				1
	5		13				18
			2				2
			3				3
	5	-	18	-	-	-	23
	2		7				9
			2				2
	2	-	9	-	-	-	11
			5				5
			1				1
			2				2
	-	-	8	-	-	-	8
			5				5
			3				3
			1				1
			1				1
	-	-	2	-	-	-	2
			7				7
			3				3
			4				4
	-	-	14	-	-	-	14
SkyLife						10	10
	59	2	137	5	63	10	276
	48	-	56	-	80	-	184
	-	-	65	-	1,062	-	1,127
	107	2	258	5	1,205	10	1,587

)
) : +
 : 1KW / : 1KW

(3) (2004 6)

		(TV)	01 (TV)	02 (TV)	03 (TV)	04 (TV)				() Audio
		46	102	38	32	23	241	100%		193
		2	0	0	0	0	2	0.8%		
		1	4	1	0	0	6	2.5%	' , '	
		3	10	3	0	0	16	6.6%	' , ' , '	
		4	12	2	4	1	23	9.5%	' , ' , '	
		2	9	4	7	3	25	10.4%	' , '	
		6	4	6	12	8	36	14.9%	' , DATA '	1()
		3	4	0	2	1	10	4.1%	' , , '	1()
		1	6	4	0	1	12	5.0%	' , ' , '	
		22	49	20	25	14	130	53.9%		2
		1	2	2	1	0	6	2.5%		
		1	2	0	0	0	3	1.2%		
		3	8	0	0	1	12	5.0%	' , , '	
		4	3	0	0	0	7	2.9%	' , , '	
		2	15	12	4	5	38	15.8%	' , ' , '	
		4	8	2	0	2	16	6.6%	' , ' , '	
		2	5	1	0	0	8	3.3%	(가 ,)	191
		2	8	0	2	1	13	5.4%	' , , '	
		5	0	0	0	0	5	2.1%	(2001 3 가)	
		0	2	1	0	0	3	1.2%	' , '	
		24	53	18	7	9	111	46.1%		191

2

1. 방송제작비

가. 지상파방송사 제작 및 수급 현황

구분		제작비(단위:천원)			
		외주제작비	자체제작비	구입비	합계
지상파	합계	251,905,382	533,233,488	101,403,498	886,542,368
KBS(소계)	전체	99,574,890	156,413,735	50,188,232	306,176,857
EBS(소계)	본사	14,661,187	19,320,699	4,998,000	38,979,886
MBC(소계)	본사	56,722,343	93,769,731	26,408,532	176,900,606
	지역	410,381	47,086,196	2,184,410	49,680,987
민방 (소계)	SBS 본사	76,789,540	128,894,681	12,645,000	218,329,221
	기타민방 전체	3,747,041	42,296,836	4,979,324	51,023,201
특수방송	전체	0	45,451,610	0	45,451,610
부산MBC	지역	0	22,593,369	237,800	22,831,169
대구MBC	지역	0	7,438,962	189,600	7,628,562
대전MBC	지역	0	111,214	5,142	116,356
광주MBC	지역	0	1,041,330	220,705	1,262,035
전주MBC	지역	0	1,332,642	238,680	1,571,322
마산MBC	지역	326,832	1,478,616	17,000	1,822,448
춘천MBC	지역	0	1,398,494	71,500	1,469,994
청주MBC	지역	0	700,288	115,000	815,288
제주MBC	지역	0	1,082,824	227,500	1,310,324
울산MBC	지역	0	2,697,389	209,783	2,907,172
강릉MBC	지역	26,000	665,847	47,000	738,847
진주MBC	지역	57,549	941,541	86,100	1,085,190
목포MBC	지역	0	864,133	148,900	1,013,033
여수MBC	지역	0	682,736	45,000	727,736
안동MBC	지역	0	880,272	136,900	1,017,172
원주MBC	지역	0	334,156	21,000	355,156
충주MBC	지역	0	873,087	59,800	932,887
삼척MBC	지역	0	1,198,573	31,200	1,229,773
포항MBC	지역	0	770,723	75,800	846,523

()

		(:)			
		1,566,094	4,290,165	919,399	6,775,658
		352,826	7,233,836	236,069	7,822,731
		0	3,386,324	381,232	3,767,556
		0	1,230,291	596,012	1,826,303
		892,892	13,720,433	1,677,814	16,291,139
		280,586	2,934,188	385,327	3,600,101
		269,868	2,800,423	317,402	3,387,693
		0	1,441,200	227,669	1,668,869
		0	1,216,837	238,400	1,455,237
		384,775	331,720	0	716,495
		0	3,711,419	0	3,711,419
		0	1,008,790	0	1,008,790
		0	36,241,252	0	36,241,252
		0	317,198	0	317,198
		0	1,372,467	0	1,372,467
		0	906,911	0	906,911
		0	3,676,932	0	3,676,932
		0	830,522	0	830,522
		0	65,787	0	65,787
		0	1,031,751	0	1,031,751

(: ,)

		8,288	12,637	537.5	736	8,825.5	13,373
KBS		2,857	4,806	0.3	1	2,857.3	4,807
MBC		1,279.2	1,773	269.2	363	1,548.4	2,136
EBS		2,026.9	2,893	0	0	2,026.9	2,893
SBS		1,717.7	2,478	268	372	1,985.7	2,850
		407.2	687	0	0	407.2	687

			()									
KBS			130	424	825	2,090	0	492	0	484	4,445	4,807
			356	0	6	0	0	0	0	0	362	
MBC			32	96	323	911	0	293	0	0	1,655	2,136
			0	0	0	67	0	51	0	0	118	
			2	148	0	86	0	82	0	0	318	
			0	0	0	45	0	0	0	0	45	
EBS			131	0	144	847	1,714	0	0	57	2,893	2,893
SBS			42	173	27	1,541	0	381	0	0	2,164	2,850
			97	0	1	209	0	7	0	0	314	
			240	0	3	128	0	1	0	0	372	
			0	0	0	0	0	0	0	0	0	
			20	0	3	71	0	269	0	0	363	687
			0	0	3	258	0	63	0	0	324	

KBS	CAA	!	112	1,2,3,4,5,6,7,8,9,10,11,12	9,
			113	1,2,3,4,5,6,7,8,9,10,11,12	1(ETN),9,OST
			20	1,2,3,4,5,6,7,8,9,10,11,12	1(ETN),3,8,9,OST
		가	22	1,2,3,4,5,6,7,8,9,10,11,12	3,8,9,OST
			52	1,2,3,4,5,6,7,8,9,10,11,12	1(ETN),3,8,9
			3	1,2,3,4,5,6,7,8,9,10,11,12	3,8,9
			18	1,2,3,4,5,6,7,8,9,10,11,12	9,OST
		JS	16	1,2,3,4,5,6,7,8,9,10,11,12	3,8,9,OST
			1	1,2,3,4,5,6,7,8,9,10,11,12	(,)
			1	1,2,3,4,5,6,7,8,9,10	11, 12, (CD-ROM, DVD)
			2	1,2,3,4,5,6,7,8,9,10	11, 12 -KTE (, ,) - () - (CD-ROM, DVD) ()
		"	2	1,6,8,9	2,3,4,5,7,10,11,12

1. (, ,), 2. (, ,), 3. (, ,), 4. (, ,), 5. (, ,), 6. (, ,), 7. (, ,), 8. (, ,), 9. (, PC), 10. (,), 11. 2, 12.

MBC		TV	49	1	1	
			10	1	1	
		TV	8	1	1	
	MBC		45	1	1	
		TOP10	15	1	1	
			13	1	1	
	Q		23	1	1	
SBS		가	201	1,2,3,4,5,6,7,8,9,10.11.12	9	
			9	1,2,3,4,5,6,7,8,9,10.11.12	9	
		/CAA	16	1,2,3,4,5,6,7,8,9,10.11.12	9	
		/	40	1,2,3,4,5,6,7,8,9,10.11.12	9	
			156	1,2,3,4,5,6,7,8,9,10.11.12	9	
	21		109	1,2,3,4,5,6,7,8,9,10.11.12	1~12	
			, 가	198	1,2,3,4,5,6,7,8,9,10.11.12	9
			-	45	1,2,3,4,5,6,7,8,9,10.11.12	9
				86	1,2,3,4,5,6,7,8,9,10.11.12	9
			가 TV	42	1,2,3,4,5,6,7,8,9,10.11.12	9
				6	1,2,3,4,5,6,7,8,9,10.11.12	9
			VJ	5	1,2,3,4,5,6,7,8,9,10.11.12	9
	TV	TV		9	1,2,3,4,5,6,7,8,9,10.11.12	9
			-	6	1,2,3,4,5,6,7,8,9,10.11.12	9
				47	1,2,3,4,5,6,7,8,9,10.11.12	9
				23	1,2,3,4,5,6,7,8,9,10.11.12	9
			TV	34	1,2,3,4,5,6,7,8,9,10.11.12	9
	/	TV		4	1,2,3,4,5,6,7,8,9,10.11.12	9
	CAA			2	1,2,3,4,5,6,7,8,9,10.11.12	9

-)
1. (, ,), 2. (, ,), 3. (, ,),
 4. (, ,), 5. . , 6. :
 - (CD-ROM, VOD , DVD), 7. (,) . , 8. (, ,
 - CD-ROM, VOD , DVD), 9. (, PC), 10. , 11. 2 , 12.

SBS	CI	50	2	1,2,3,4,5,6,7,8,9,10.11.12	9	
	HOW	가	26	1,2,3,4,5,6,7,8,9,10.11.12	9	
	IM			16	1,2,3,4,5,6,7,8,9,10.11.12	9
				16	1,2,3,4,5,6,7,8,9,10.11.12	9
	JRN,TV	-	160	1,2,3,4,5,6,7,8,9,10.11.12	9	
	S&Hi	(8)	1	1,2,3,4,5,6,7,8,9,10.11.12	9	
	Y&B		50	1,2,3,4,5,6,7,8,9,10.11.12	9	
		가(SBS)	1	1,2,3,4,5,6,7,8,9,10.11.12	9	
		()	1	1,2,3,4,5,6,7,8,9,10.11.12	9	
		22	1	1,2,3,4,5,6,7,8,9,10.11.12	9	
		21 5 ()	5	1,2,3,4,5,6,7,8,9,10.11.12	9	
		()	1	1,2,3,4,5,6,7,8,9,10.11.12	9	
	TV	(SBS -)	1	1,2,3,4,5,6,7,8,9,10.11.12	9	
		(SBS -)	1	1,2,3,4,5,6,7,8,9,10.11.12	9	
		21 (SBS ')	1	1,2,3,4,5,6,7,8,9,10.11.12	9	
		(SBS ')	1	1,2,3,4,5,6,7,8,9,10.11.12	9	
	(SBS)	1	1,2,3,4,5,6,7,8,9,10.11.12	9		
	가 ()	1	1,2,3,4,5,6,7,8,9,10.11.12	9		

-)
1. (, ,), 2. (, ,), 3. (, ,),
 4. (, ,), 5. . , 6. :
 - (CD-ROM, VOD , DVD), 7. (,) . , 8. (,
 - CD-ROM, VOD , DVD), 9. (, PC), 10. , 11. 2 , 12.

SBS		()	1	1,2,3,4,5,6,7,8,9,10.11.12	9	
	50	-	1	1,2,3,4,5,6,7,8,9,10.11.12	9	
		(SBS)	1	1,2,3,4,5,6,7,8,9,10.11.12	9	
		(SBS)	1	1,2,3,4,5,6,7,8,9,10.11.12	9	
	HOW		-	1	1,2,3,4,5,6,7,8,9,10.11.12	9
			(13 ..)	1	1,2,3,4,5,6,7,8,9,10.11.12	9
	HOW		TV	1	1,2,3,4,5,6,7,8,9,10.11.12	9
		50	- 50	1	1,2,3,4,5,6,7,8,9,10.11.12	9
	JRN	21 (SBS)	1	1,2,3,4,5,6,7,8,9,10.11.12	1~12	
	SBS		-	68	1,2,3,4,5,6,7,8,9,10.11.12	9
		40	1,2	2	1,2,3,4,5,6,7,8,9,10.11.12	9
				21	1,2,3,4,5,6,7,8,9,10.11.12	9
		1	(SBS)	1	1,2,3,4,5,6,7,8,9,10.11.12	9
			()	1	1,2,3,4,5,6,7,8,9,10.11.12	9
			(SBS)	1	1,2,3,4,5,6,7,8,9,10.11.12	9
	SBS /		37	1,2,3,4,5,6,7,8,9,10.11.12	9	
	S&Hi	(SBS)	1	1,2,3,4,5,6,7,8,9,10.11.12	9	
	TV		(SBS)	1	1,2,3,4,5,6,7,8,9,10.11.12	9
		2	(SBS)	2	1,2,3,4,5,6,7,8,9,10.11.12	9
				2	1,2,3,4,5,6,7,8,9,10.11.12	9
			4	1,2,3,4,5,6,7,8,9,10.11.12	3,9	
		()	16	1,2,3,4,5,6,7,8,9,10.11.12	3,9	
			5	1,2,3,4,5,6,7,8,9,10.11.12	3,9	

)
 1. (, ,), 2. (, ,), 3. (, ,),
 4. (, ,), 5. . , 6. :
 (CD-ROM, VOD , DVD), 7. (,) . , 8. (,
 CD-ROM, VOD , DVD), 9. (, PC), 10. , 11. 2 , 12.

		()	18	1,2,3,4,5,6,7,8,9,10.11.12	3,9	
			18	1,2,3,4,5,6,7,8,9,10.11.12	3,9	
		()	40	1,2,3,4,5,6,7,8,9,10.11.12	9	
		()	20	1,2,3,4,5,6,7,8,9,10.11.12	3,9	
		()	16	1,2,3,4,5,6,7,8,9,10.11.12	3,9	
SBS	SBS	()	2	1,2,3,4,5,6,7,8,9,10.11.12	9	
			78	1,2,3,4,5,6,7,8,9,10.11.12	9	
		()	102	1,2,3,4,5,6,7,8,9,10.11.12	9	
		()	8	1,2,3,4,5,6,7,8,9,10.11.12	9	
			50	1,2,3,4,5,6,7,8,9,10.11.12	9	
	가		38	1,2,3,4,5,6,7,8,9,10.11.12	9	
			41	1,2,3,4,5,6,7,8,9,10.11.12	9	
			206	1,2,3,4,5,6,7,8,9,10.11.12	9	
		()	7	1,2,3,4,5,6,7,8,9,10.11.12	3,9	
			43	1,2,3,4,5,6,7,8,9,10.11.12	9	
	IM		17	1,2,3,4,5,6,7,8,9,10.11.12	9	
			156	1,2,3,4,5,6,7,8,9,10.11.12	9	
		()	1	1,2,3,4,5,6,7,8,9,10.11.12	9	
	M-CITY			44	1,2,3,4,5,6,7,8,9,10.11.12	9
				10	1,2,3,4,5,6,7,8,9,10.11.12	9
		∴		33	1,2,3,4,5,6,7,8,9,10.11.12	9
		2003SBS NET가		1	1,2,3,4,5,6,7,8,9,10.11.12	9
				1	1,2,3,4,5,6,7,8,9,10.11.12	9
				3	1,2,3,4,5,6,7,8,9,10.11.12	9
		가 1, 2		1	1,2,3,4,5,6,7,8,9,10.11.12	9
()			1	1,2,3,4,5,6,7,8,9,10.11.12	9	
TV			45	1,2,3,4,5,6,7,8,9,10.11.12	9	
M-CITY 6	,	254	1,2,3,4,5,6,7,8,9,10.11.12	9		
SBS	-	1	1,2,3,4,5,6,7,8,9,10.11.12	9		

-)
1. (, ,), 2. (, ,), 3. (, ,),
 4. (, ,), 5. . , 6. ∴
 - (CD-ROM, VOD , DVD), 7. (,) . , 8. (, ,
 - CD-ROM, VOD , DVD), 9. (, PC), 10. , 11. 2 , 12.

	A9	-	3		
	KMTV		32		
	SBS	3	3		
			1		
	YTN		4		
		TV < >	172	1()	
		, ,	31	1,2,3,4	5,6,7,8,9,10,11,12
	FBS	< >	1	1	
	BNC	TV < 2>	48	1()	
	7	, 1, 2 ,	2	1()	
		,	25		

-)
1. (, ,), 2. (, ,), 3. (, ,),
 4. (, ,), 5. , 6. .
 - (CD-ROM, VOD , DVD), 7. (,) . 8. (,
 - CD-ROM, VOD , DVD), 9. (, PC), 10. , 11. 2 , 12.

(1)

					()
KBS		291	TV, TV, TV,	D	31,579,688
	/	49		F	
		786	TV, TV,	D	
		1,177	KBS SKY	C	
		255	TV,	D	
	/	160		D	
	/	82		E	
		834		D	
		351	KBS SKY	C	
	가 /	131		D	
		303	TV, TV,	D	
		129	KBS SKY	C	
		262	TV, TV, TV,	D	
		3,985			
	MBC		59		
		383		D	
		7			
		324	TV	D	126,880
		78			
		240		D	118,800
		109		D	153,190
		349	TV	D	7,920
		1		D	1,560
		10			
		156		D	224,796
		104			
	773	TV	D	365,550	
	769		D	399,072	

)
 A - 4, B - (SBS), C - , D - ,
 E - , F - (, ,), G -

()

					()
MBC		27	, , , , , MBC	A	15,130
MBC		2	MBC	A	1,000
MBC	/	2	, MBC	A	1,500
		25	MBC	A	12,700
		30		E	15,000
		1	MBC	A	5,000
		583	, , MBC	A	291,500
		641			325,700
	MBC		12	, , , 'MBC'	A
		1	MBC	C	126
		1	MBC	A	500
		1		E	500
/		1	MBC	A	500
		16			11,126
MBC		9	MBC	A	4,500
		2		A	4,650
		3	, , MBC	A	4,000
		14			13,150
EBS		30	TV	D	24,098
		20			
		18	TV	D	9,867
		20		D	6,000
		20		D	10,000
		5		B	5,400
		13		D	41,665
		5			
		162		G	43,985
		2		G	2,000
		295			143,015
SBS		21	,	B	11,600
		20		D	22,000
		86	, ,	B	33,680
		1		B	1,200
		24		D	28,800
		57		E	9,486
		230		B	91,440

)
 A - 4 , B - (SBS), C - , D - ,
 E - , F - (, ,), G -

()

				()	
SBS		59		B	23,600
		4		G	2,000
		24		D	26,400
		1		B	600
				D	39,900
			527		
		325		B	239,800
/		10	()	D	4,000
		29	SBS	A	43,500
		16		B	184,077
		55			231,577
		32	SBS	A	48,500
		3		B	4,800
		1	SBS	A	3,000
		1	SBS,	A,B	5,085
		37			61,385
		12	SBS	A	40,500
		12		B	46,400
		24			41,239
		884	TV, TV, TV, TV, ,	D	449,400
		174	TV,	D	104,400
		164	TV	D	69,750
		122		F	44,850
		156		D	52,000
		372	TV, TV,	D	221,200
		87	TV,	D	52,200
		52		D	31,200
		2,011			1,025,000
		21	SBS	A	45,500
		49		B	54,985
		70			100,485
		33	SBS	A	52,500
		47		B	53,152
		10		D	6,000
		90			111,652
		2	SBS	A	5,000
		14	, TV,	D	7,814
		16			12,814
		4	, TV	D	2,407
		17,422			39,034,241

(2)

						()
KBS		12	()	F		24,485
		16	KENNY AND CO. ENTERTAINMENT INC.	F		1,300
		2	KimMedia	F		9,600
		3	KimMedia	F		14,400
		1	()	F		70,000
		13	()	F		32,500
		26	()	F		572,000
		1	()	F		20,000
		3	()	F		5,200
		85	()	F		251,500
		28		F		112,000
		1	KimMedia	F		5,000
		1	Media SoSo	F		80,000
		3		F		24,000
		1	()	D		180,000
		1	()	F		200,000
		1	()	F		50,000
		1	()	F		280,000
		1	()	F		20,000
		16	()	F		1,895,000
		1		F		5,000
		2	()	F		65,000
		4	()	F		48,000
		7		F		870,000
		1	()	F		150,000
		1		F		20,000
		13	KENNY AND CO. ENTERTAINMENT INC.	F		42,800
		2	KimMedia	F		21,000
		16	Media SoSo	F		520,000
		1	KimMedia	F		11,250
	264				5,626,035	
MBC		1	()	F		
		1	()MBC	C		
		2	DVD	F		
		6	()	D		

)
 A - 4 , B - (SBS), C - , D - ,
 E - , F - (, ,), G -

()

				()
MBC	1	()	F	3,975
	2	()	F	
	2		F	
	4	()	F	
	4		F	
	2		F	
	26	()	E	350
	13		E	
	64			4,325
	MBC	86	mbc	A
49		()	F	23,500
135				71,500
MBC	33	MBC	A	16,500
	9	MBC	C	4,500
	42			21,000
MBC	50	MBC	A	25,000
	220	MBC	A	22,000
	270			47,000
MBC	53	MBC	C	31,200
MBC	183	MBC	A	40,991
	1		D	1,300
	3	MBC	A	26,940
	50	MBC	C	28,400
	52		D	39,400
	9	()	F	9,000
	16		D	20,800
	49	MBC	A	24,500
	49	()	F	24,500
	412			215,831
MBC	61	MBC	A	50,617
	2	MBC	A	1,000
	10		D	4,900
	3	()	F	2,400
	1	Y&C	E	500
	77			59,417
MBC	50	MBC	C	30,000
	118		D	106,200
	100	()	F	60,000
	268			196,200

)
 A - 4 , B - (SBS), C - , D - ,
 E - , F - (, ,), G -

()

						()
	MBC	102	MBC	A		30,000
		16	MBC	C		9,800
		16	MBC	C		7,500
		9	MBC	A		4,500
		16	()	F		8,000
		159				59,800
	MBC	52	MBC	A		520,000
		104	MBC	A		1,820,000
		52	MBC	C		600,000
		104	()	F		1,200,000
		52	()	F		900,000
		364				5,040,000
	MBC	143	MBC	C		26,216
		46		D		25,300
		47	()	F		25,850
		4	MBC	A		2,200
		8		D		5,390
		46	MBC	A		25,300
		294				110,256
	MBC	3	, MBC	A		1,500
		101	MBC	C		53,800
		37		D		34,600
		23	()	F		18,400
		9	()	F		7,200
		50	MBC	A		25,000
		7		D		8,400
		230				148,900
	MBC	51	MBC	C		29,000
32		()	F		16,000	
83					193,900	
MBC	98	MBC	A		49,000	
	49	MBC	C		27,700	
	59		D		35,100	
	47	()	F		23,500	
	48	()	F		33,600	
	34	MBC	A		17,000	
	335				185,900	

)
 A - 4 , B - (SBS), C - , D - ,
 E - , F - (, ,), G -

()

						()
	MBC	88	MBC	A		44,000
		31		D		40,300
		38	()	F		19,000
		17		F		8,500
		134	MBC	A		25,400
		17		D		22,100
		12	()	F		9,600
		32		F		19,200
		3	MBC	A		1,500
		372				189,600
	MBC	46	MBC	A		2,300
		46	MBC	C		26,300
		18		D		2,000
		49	()	F		24,500
		159				55,100
	MBC	50	MBC	C		30,000
		50	()	F		25,000
		50	MBC	A		25,000
		50	MBC	A		25,000
		200				105,000
	MBC	78	MBC	A		39,500
		47	MBC	C		28,300
		66		D		92,900
		110	()	F		68,100
		8	()	F		8,000
		1	MBC	A		500
		1	MBC	A		500
		311				237,800
	MBC	3	MBC	A		1,500
		4	, MBC	A		2,000
		9		D		8,900
		4	()	F		3,100
		3	MBC	A		1,500
		23				17,000
	EBS	1		E		5,000
		1		F		3,000
		3		F		16,500
11			F		64,000	
6			F		29,700	
22					118,200	

)
 A - 4 , B - (SBS), C - , D - ,
 E - , F - (, ,), G -

()

			()		
		23		D	23,000
		1		F	2,000
		20		E	18,900
		44			43,900
		8		B	14,137
		10	()	F	7,000
		42		B	33,600
		23		F	23,000
		45	,	B	69,844
		5		B	6,244
		133			153,825
		45		B	36,000
		26	()	F	18,200
		-	-		497,404
		71			551,604
		2		B	2,000
		93		B	30,600
		30	()CJ	D	11,600
		15	SBS	D	3,000
		29	()	F	17,400
		18	()	F	4,800
		81		B	47,700
		47	()KMTV	D	28,200
		41		D	32,800
		50	()	F	45,880
		38		F	19,000
		23		F	11,500
	/	0	A9	F	132,847
		465			385,327
		6	EBS	A	5,400
		123		B	65,800
		2	()CJ	D	1,450
		30		D	27,000
		7	() TV	D	7,000
		68	()	F	40,800
		26	()	F	18,200
		45		B	31,500
		13	()	F	11,929
		74		B	49,700

)
 A - 4 , B - (SBS) , C - , D - ,
 E - , F - (, ,) , G -

()

						()
		2	()	D	2,000	
		31	()	F	29,023	
		3	()CJ	D	1,800	
		43	()KMTV	D	25,800	
		473			317,402	
		26	()	F	13,000	
		80		B	53,000	
		1	SBS	A	1,200	
		89		B	64,500	
		24	()	F	21,969	
		52		B	23,200	
		16	()	F	19,600	
		42		B	25,200	
		4	()KMTV	D	2,400	
		6		B	3,600	
		334			224,069	
		125		B	67,000	
		46		D	41,400	
		118		B	70,800	
		44		B	35,200	
		40	()KMTV	D	24,000	
		373			238,400	
		26		E	10,400	
		12	TV	D	4,200	
		1		B	600	
		120	SBS	C	43,520	
		10	()	F	5,000	
		285	SBS	C	108,800	
		65	()	F	35,750	
		28	()KMTV	D	14,000	
		5	()CJ	D	2,500	
		80		B	16,000	
		106		B	43,900	
738			284,670			
		6770			14,935,161	

)
 A - 4 , B - (SBS) , C - , D - ,
 E - , F - (, ,) , G -

(1) 2003

PP	()	380,000	1,462,746	8,938,779	5,505,210	195,600	207,000	1,308,550	170,629	18,168,514
		2	300	1,914	1,571	448	4,415	317	10	8,977

(2) 2003

			()	()		()
	In Style		30	0		420,624
	HealthFinder		30	0	TV	46,504
	Cuisine Korea		30	0		192,192
	People & People		30	0		218,724
	Scenery of Korea		30	0		234,291
	Korean National Parks		30	0		96,413
	Special		60	0	3	49,911
	/		60	23		69,000
	가 /		30	23	IVF MEDIA	46,000
			90	12		60,000
			30	52		291,720
	KTV		15	129		218,010
	KTV		60	6		53,460
			30/60	19	GEO	119,669
			30	13		66,209
			10	261	TV	490,974
			10	132		227,964
			10	130		234,520
			10	131		236,324
			30	13		45,500
			30	22	TV	32,500
			30	12		30,000
			210	150	SS	1,000,000
			60	54	()	219,550

()

		()	()		()
		25	0	DMC	1,050,000
		50	0	DMC	552,000
		50	0		36,000
		15	24		40,327
		30	1	()	21,800
	MBN 가	40	1		14,000
	100	40	1		14,000
		35	24		7,000
	TV ?	30	24	-	72,000
		30	13	-	39,000
	1500	30	10	-	30,000
		60	50		25000
		60	50		25000
	VJ-X	30	8		12,000
		30	5		7,500
	가	30	5		7,500
		30	5		7,500
		30	6		9,000
		30	5		7,500
		30	5		7,500
		30	8		12,000
		30	4		6,000
		30	4		6,000
	! VS	60	8		19,200
		60	13		29,900
		60	7		18,200
		30	17		10,500
		60	8		19,200
		30	13		26,000
		30	4		9,600
		60	2		380,000
	가	1	1		200
		0.33	1		500

()

		()	()		()
	OCN	5	1 /	()R&C MEDIA	9,400/M
	OCN DVD CHOICE	5	1 /		11,706/M
		5/20	10		30,680
		90	23	TCN	69,000
		60	50	Clovis D.SARL	100,000
		30	13	MD21	13,000
		3			50,000
		60	4		12,000
		23	104		-
		30	12		1,560
		30	12		1,560
		30	14		1,820
		30	20		13,500
		30	20		9,000
		30	30		24,300
		20	8		67,509
		60	55		367,101
		30	9		14,160
	1	60	2		7,800
		60	42		163,451
		60	6	TV	109,308
		60	5		72,115
	가	60	6		72,114
		10	29		406,350
		60	42		765,354
		60	51		1,250,907
		60	44		536,859
		60	10		40,732
		60	8		40,732
		60	48		446,081
		60	12		50,028
		60	46		606,517
		10	6		90,330
		10	14		111,647
		60	2190		18,000
		60	2190		60,000

()

		()	()		()
EBS	EBS EBS TV 가 1,2,3	50	119		432,078
		50	180		557,722
		30	7		18,985
		50	117		396,439
		50	100		369,094
		50	168	SCI	622,807
		50	93		286,848
		50	119		412,323
		50	84		268,993
		50	25		81,793
		50	38		140,855
		50	65		246,031
		50	205		753,357
		50	13		41,609
		50	101		325,098
		50	56	TV	215,042
		30	8		21,698
			30	18	
		30	48		210,992
		30	7		24,580
		20	23		137,915
		20	23		137,864
		20	15		95,725
		20	7		41,885
		30	75		278,846
		30	8		28,052
		50	5		19,925
		50	3		11,989
		50	5		19,925
		50	20		79,730
	50	18		71,757	
	30	52		195,955	
	30	18		107,914	
	30	21		15,901	
			8,977		18,168,514

(1)

						()
		1	KBS	A		33,000
		43		F		10,750
		1		F		3,300
		5	LG	G		15,000
	/	1	SOFA	G		600
		1	KBS	A		15,950
		26		B		10,400
		36		B		36,450
		57	TV	D		100,850
		12		D		5,280
		253		B		151,025
		82		D		89,760
		7		G		2,591
		5		G		6,000
		23		G		16,400
		10		G		7,268
		12		G		6,000
		63	TV	D		26,000
		20	KBS	A		20,000
		47		A		27,200
		79	MBC	A		63,520
		63		A		39,280
		191	itv	A		114,600
		70		A		42,000
		35		A		21,000
		139		A		83,400
		40	KIB	E		5,000

)
 A - 4 , B - (SBS), C - , D - ,
 E - , F - (, ,), G -

()

			()			
	/	278		D	194,562	
		13	SCM	F	4,550	
		120		G	30,000	
		13		D	10,000	
		60	KBS	A	60,000	
		100	()	D	60,000	
		6		0	600	
		55	TV	D	22,000	
		14	,	B	21,700	
		37	()	G	12,500	
		40		G	12,000	
		2		D	3,000	
		4		D	38,000	
		86	TV	D	99,127	
	/	24	OCN	D	33,600	
	/	33		F	26,400	
	/	5		F	25,000	
YTN		43		B	34,400	
		4		F	1,600	
		0		G	9,091	
	VOD	0		G	3,000	
		0		G	11,870	
		1	KBS	A	24,520	
		2	()	G	1,700	
		2		G	16,500	
		2		D	1,800	
		1		G	187	
		325		BCFG	854,900	
		145		G.E.D	34,730	
		2,737			2,599,961	

)
 A - 4 , B - (SBS), C - , D - ,
 E - , F - (, ,), G -

(2)

						()
		,	0	MBC	A	1,131,520
			0	CJ	D	217,412
		/	0		E	191,854
			0	ENT	F	145,200
			192		F	425,777
			51		F	158,950
			48		F	129,481
			22		F	69,575
			50	()	A	16,500
			60	KIB()	E	6,600
			46	()	F	13,800
			145		F	29,150
			1	MBC	A	1,560
	TV		30		F	34,000
			70	MBC	C	94,800
			10		F	350,000
			6		F	120,000
			8		F	170,000
			20	CJ	F	650,000
			36		G	40,000
			140		B	168,000
			60	A9	E	72,000
			1389			
			220	SBS	A	-
			740			
			75	MBC	A	33,080
			30	MBC	C	57,780
			63	TV	D	23,600
			66		F	10,000
			20	EBS	A	6,600
			50	DIY	D	14,800
			10	TV	D	4,000
			70	SDN	D	25,500
			45		G	13,500
			13		G	4,000
			30	TC	F	15,000
			112	KBS	A	112,000
			13	KBS	A	13,000

)
 A - 4 , B - (SBS), C - , D - ,
 E - , F - (, ,), G -

()

						()	
		39	SBS Production	C		39,000	
		54	KBS Media	C		54,000	
		26		F		26,000	
		60	KIB	E		39,600	
		120	iTV	B		120,000	
		363	KBSMEDIA	C		294,100	
		108	MBC	C		118,800	
		268		C		196,360	
		75	A9	F		86,400	
		156	iTV	B		102,960	
		40	KIB	E		5,000	
		6	MBC	C		7,776	
		12	KBS	C		12,000	
		26		D		-	
		46	KIB	E		8,400	
		92	itv	B		46,000	
		256	KBS	A		252,000	
		49	MBC	A		63,700	
		60	KBS	A		60,000	
			157		F		152,775
			214		F		65,600
		36	() TV	D		18,000	
		130	()	D		80,000	
		52	() GTV	D		13,000	
	BCN	31		F		63,400	
		44		F		70,140	
		146		F		219,000	
		6		F		9,840	
58			F		100,000		
13			F		6,600		
35			F		36,060		
		50			20,000		
	24	KBS	A		23,600		
	37	MeTV	D		22,200		
		13	()	F		5,200	
	339		F		862,750		
	154	MBC	C		230,800		

)
 A - 4 , B - (SBS), C - , D - ,
 E - , F - (, ,), G -

()

						()
		3	22	F		6,000
		14		F		13,500
		23		F		17,300
		11		F		11,600
		7		F		12,100
		10	DH	F		10,400
		80				23,000
		25		F		30,257
		50		F		25,000
		40	TV	D		12,000
		78		F		57,000
		123		F		38,000
		43		F		21,500
		24		F		19,200
		63		F		27,400
		164	A9	F		152,997
		74	MGM	F		52,720
		15		F		9,000
		96		B		48,000
		192	TV	D		96,000
		40		G		10,000
		100	TV	G		25,000
		40		G		10,000
		110		E		27,500
		30		G		7,500
		1186	MBC	C		1,336,752
		78	MBC	C		57,920
	/	551	MBC	C		268,326
		52	MBC	C		11,696
		36	MBC	C		14,416
		28	MBC	C		4,852
		11	MBC	C		16,932
		109	A9	C		191,386
		354	外	F		2,083,992
		76		D		271,150
		250		F		10,000,000
	/	52	MBC	A		26,000
	/	43	KBS	A		49,450
	/	26		E		46,800

)
 A - 4 , B - (SBS), C - , D - ,
 E - , F - (, ,), G -

()

						()	
		4	GCM	F		3,064	
		8		F		6,128	
		5		F		3,830	
		49		F		37,534	
		22		F		16,852	
		13		F		9,958	
		56		F		42,896	
		290		F		222,140	
	YTN		518	KBS	C		490,660
			429	MBC	C		390,180
			140		B		48,160
			60	MBC	C		36,000
			120	MBC	C		100,800
			3	MBC	A		2,550
			3		B		1,400
			7	KBS	C		10,500
			2	MBC	C		1,920
			30		F		9,000
			75	GCK	F		75,000
			1528	KBS	A		1,634,485
			375	KBS	A		951,964
			210	KBS	A		121,683
		/	6		F		12,000
			15		F		15,000
			10		F		10,000
			1		E		700
			9		F		11,100
			26		F		30,800
		3		F		2,400	
		30		F		33,806	
		14		F		18,300	
		25		F		30,100	
		1		F		1,300	
		4		F		4,000	
		53		F		73,300	
		133	SBS	A		130,000	
		22		G		20,000	

)
 A - 4 , B - (SBS), C - , D - ,
 E - , F - (, ,), G -

()

						()	
		46	EBS	A		21,022	
		25	CJ	D		7,500	
		21		D		9,600	
		4	EBS	A		3,076	
		13	()	E		2,600	
		26		D		5,200	
			52	cj	G		24,000
			400		F		116,900
			455	KBS	A		780,682
			807		F		1,461,200
			226	iTV	B.E		112,750
			105		ABCEG		73,447
			21	KBS	C		6,580
	KBS		/	()	E		-
			1		F		3,000
			4		F		12,000
			1		F		3,000
			2		F		6,000
			1		F		3,000
2				F		6,000	
1				F		3,000	
1			CJ	F		3,000	
1			CJ	F		3,000	
				830	KBS	A	
		140	MBC	A		159,300	
		19,153				31,144,913	

)
 A - 4 , B - (SBS), C - , D - ,
 E - , F - (, ,), G -

2.

가.

(1)

	2003		2003	
		(\$)		(\$)
(+ +)	15,908	54,715	29,458	35,559
	0	0	1,174	2,201
	0	0	13,549	5,411
()	15,908	54,715	14,735	27,947
	3,291	22,060	13,983	27,267
KBS	441	7,139	4,510	10,123
MBC	259	5,348	5,240	8,931.7
EBS	1,092	1,984	90	78
SBS	361	6,362	4,001	8,041
	1,138	1,227.3	142	93.1
TV(PP)	12,617	32,655	752	680.6

(2)

		2003		2003			
		(\$)					
		22,060	27,267	3,291	13,983	100	100
		1,090	5,556.1	641	2,772	4.9	20.4
		820.9	4,755	144	3,266	3.7	17.4
		352	938.7	15	571	1.6	3.4
	가	0	1,201.2	0	2,729	0	4.4
		114	9,747.9	53	637	0.5	35.7
		0	467.8	0	763	0	1.7
		0	1,019.2	0	723	0	3.7
		0	488.8	0	247	0	1.8
		0	596.6	0	476	0	2.2
		0	779	0	431	0	2.9
		40	0	1	0	0.2	0
		0	33.9	0	171	0	0.1
		16,334.1	108	1,195	161	74.0	0.4
		468.8	0	309	0	2.1	0
		730.5	19	170	74	3.3	0.1
		1,326.6	0	449	0	6.0	0
		322.5	0	113	0	1.5	0
		0	11	0	4	0	0
		0	5	0	1	0	0
		0	39	0	39	0	0.1
	20	0	15	0	0.1	0	
		0	1,500.7	0	918	0	5.5
		138.3	0	9	0	0.6	0
		302	0	177	0	1.4	0

) ' ' .

TV

		2003		2003			
		(\$)					
		32,655	680.6	12,617	752	100.0%	100.0%
		1,370	358.5	1,502	320	4.2%	52.7%
		379	36.3	609	84	1.2%	5.3%
		198	68	50	136	0.6%	10.0%
		0	14	0	52	0.0%	2.1%
		1	0	1	0	0.0%	0.0%
		26,967	15.8	7,880	75	82.6%	2.3%
		161	0	240	0	0.5%	0.0%
		92	0	67	0	0.3%	0.0%
		80	0	139	0	0.2%	0.0%
		878	82	468	0	2.7%	12.0%
		146	25	169	0	0.4%	3.7%
		39	0	25	0	0.1%	0.0%
		8	0	3	0	0.0%	0.0%
		148	0	92	0	0.5%	0.0%
		7	0	8	0	0.0%	0.0%
		65	0	235	0	0.2%	0.0%
		4	0	1	0	0.0%	0.0%
		47	0	21	0	0.1%	0.0%
		2,065	81	1,107	85	6.3%	11.9%

)

(3)

	2003 (\$)		2003			
	22,060	27,267	3,291	13,983	100	100
	1,341	25,518	503	11,110	6.1	93.6
	1,675	96	774	120	7.6	0.4
	1,653	451	1,273	436	7.5	1.7
	17,239	0	589	0	78.1	0
	0	4	0	2	0	0
	4	1,197	1	2,314	0	4.4
	38	0	113	0	0.2	0
	17	1	3	1	0.1	0
	93	0	35	0	0.4	0

1)

TV

	2003 (\$)		2003			
	32,655	680.6	12,617	752	100.0%	100.0%
	4,012	27	916	46	12.3%	4.0%
	2,496	17.8	1,713	39	7.6%	2.6%
	1,489	0	2,030	0	4.6%	0.0%
	22,793	0	2,500	0	69.8%	0.0%
	452	209.8	215	414	1.4%	30.8%
	478	16	586	26	1.5%	2.4%
	311	0	4,546	0	1.0%	0.0%
	13	23.3	59	90	0.0%	3.4%
	611	386.7	52	137	1.9%	56.8%

)

(4) 가

	가	2003		2003	
			(\$)		(\$)
		3,291	22,060	13,983	27,267
		23	52	1,125	4,689
		55	183	1	3
		563	855	0	0
		0	0	1,645	863
		0	0	1	1
		641	1,090	2,772	5,556
		94	293	3,051	4,520
		0	0	74	30
		39	16	39	137
		11	512	0	0
		0	0	102	69
		144	821	3,266	4,755
		0	0	442	869
		0	0	5	7
		6	5	0	0
		9	347	0	0
		0	0	2	4
		0	0	122	59
		15	352	571	939
	가	0	0	637	1,201
		49	102	2,205	9,516
		2	5	27	14
		0	0	125	118
		2	7	0	0
		0	0	372	101
		53	114	2,729	9,748
		0	0	763	468
		0	0	632	947
		0	0	1	11
		0	0	90	62
		0	0	723	1,019

가 ()

	가		2003		2003	
				(\$)		(\$)
			0	0	156	411
			0	0	91	78
			0	0	247	489
			0	0	449	579
			0	0	2	1
			0	0	25	16
			0	0	476	597
			0	0	431	779
			0	0	137	31
			0	0	26	2
			0	0	8	2
			0	0	171	34
			0	0	1	40
				243	601	160
			197	327	1	5
			396	575	0	0
			245	14,791	0	0
			113	38	0	0
			1	2	0	0
			1,195	16,334	161	108
			48	181	0	0
			20	31	0	0
			235	236	0	0
			2	9	0	0
			4	12	0	0
			309	469	0	0
				0	0	74
			98	173	0	0
			38	34	0	0
			34	524	0	0
			170	731	0	0
			4	7	0	0
			346	836	0	0
			70	53	0	0
			7	379	0	0
			22	52	0	0
			449	1,327	0	0

가 ()

	가		2003		2003		
				(\$)		(\$)	
			28	70	0	0	
			16	29	0	0	
			52	40	0	0	
			9	157	0	0	
			8	27	0	0	
			113	323	0	0	
			0	0	4	11	
			0	0	1	5	
			0	0	39	39	
				9	15	0	0
			6	5	0	0	
			15	20	0	0	
			0	0	848	1,388	
			0	0	4	9	
			0	0	26	16	
			0	0	40	88	
			0	0	918	1,501	
				1	4	0	0
				6	122	0	0
				1	4	0	0
				1	8	0	0
				9	138	0	0
				14	36	0	0
				30	72	0	0
				103	70	0	0
				30	124	0	0
				177	302	0	0

가		2003		2003	
			(\$)		(\$)
		12,617	32,655	752	680.6
		77	220	0	0
		1,276	1,100	0	0
		0	0	258	150.8
		9	11	0	0
		140	21	0	0
		0	18	52	198.7
		0	0	10	9
		1,502	1,370	320	358.5
		453	320	46	27
		26	5	0	0
		50	13	0	0
		80	41	0	0
		0	0	38	9.3
		609	379	84	36.3
		0	0	5	4
		50	198	0	0
		0	0	105	48
		0	0	26	16
		50	198	136	68
		0	0	52	14
		1	1	0	0
		331	3414	0	0
		553	402	24	5
		338	165	0	0
		2,025	21,924	0	0
		370	265	0	0
		215	452	51	11
		3,994	137	0	0
		54	8	0	0
		0	200	0	0
		7,880	26,967	75	15.8
		135	72	0	0
		52	48	0	0
		53	41	0	0
		240	161	0	0

가 ()

가		2003		2003	
			(\$)		(\$)
		67	92	0	0
		26	17	0	0
		16	10	0	0
		45	53	0	0
	/	52	0	0	0
		139	80	0	0
		22	20	0	0
		130	63	0	0
		163	335	0	0
		71	43	0	0
		82	38	0	0
	()	0	379	0	82
		468	878	0	82
		156	108	0	0
		13	38	0	0
		0	0	0	25
		169	146	0	25
		7	21	0	0
		13	13	0	0
		5	5	0	0
		25	39	0	0
		3	8	0	0
		1	1	0	0
		86	146	0	0
		5	1	0	0
		92	148	0	0
		8	7	0	0
	1	2	0	0	
	182	49	0	0	
	52	14	0	0	
	235	65	0	0	
	1	4	0	0	
	21	47	0	0	
	1,009	2,012	0	0	
	35	29	0	0	
	63	24	0	0	
	0	0	85	81	
	1,107	2,065	85	81	

3.

가.

(1)

				()				
						()	(%)	
KBS			8	30		312,481	50	(, 2), 0%, TV 20%
			23	30		895,961	50	
			26	30		1,216,396	40	KBS 40%
			22	30		1,029,258	40	
MBC			2	70		107,834	32	MBC: (,MBC TV TV), , , , :MBC
MBC	, , , MBC	7200	47	60		209,673	32.6	
		TV	49	60		94,747	32.6	
		가	44	60		231,436	32.6	
MBC	, MBC		44	60		64,636	33.3	
			21	60		107,889	50	
	MBC		46	60		165,324	100	
			6	50		0	0	
	MBC 7	TV	43	60		21,512	12.5	
		46	60		516,764	100	100	

()

				()						
									()	(%)
MBC	(, MBC)		52	55		62,840	25			
		7200	51	60		163,740	24.7			
		TV	49	60		99,033	24.7			
		가	47	60		165,927	24.7			
MBC	4	7200	49	60		586,776	25			
		TV	47	60		72,283	25			
		가	46	60		172,516	25			
		TV	45	55		22,500	10.2			
			11	60		11,000	10.2			
MBC	MBC	6MM	52	60		43,287	40			
	4	7200	52	60		112,032	40			
MBC	MBC	PD	47	60		41,903	33			
MBC	, MBC	e	10	50		15,285	23.2			
			51	60		43,500	23.2			
		가	43	60		7,165	23.2			
	4		6	60		74,358	20			
MBC	, MBC	가	51	50		205,530	33.3			
	KBS		1	120		3,739	50			
MBC	(, MBC)	365	49	55		81,247	25			
			51	60		103,799	25			
MBC	(, MBC)	365	208	55		81,247	25			
			52	60		103,799	25			
MBC	(, MBC)	365	237	55		187,130	28			
			24	60		294,477	28			
			304	50		19,476	25			
MBC	(, MBC)	365	230	55		151,225	28			
			50	60		168,687	28			

()

				()		()		
						()	(%)	
			51	60		129,165	19.25	
			52	60		118,560	16.95	
			6	60		10,800	12.5	
			1	60		2,600	12.5	
			45	60		72,677	11.7	
			24	60		44,408	11.7	
		가	7	60		44,929	15-20	
		가	5	110		9,593	15-20	
			50	70		91,706	15-20	
			18	60		42,086	15-20	
			208	25		0	0	
			50	60		92,272	15-20	
	SBS		44	60		39,380	11	
			70	60		91,706	9	
			50	60		91,172	15	
			5	-		8,010		
			52	70		93,742	10.72	
			8	70		10,692	10.72	
			54	70		81,876	-	
			52	70	KEY	497,488	10.9	
			48	70		116,793	15.8	
			17	60		40,233	17.1	
			52	60		15,000	11.2	
	+SBS		209	25		5,240	11.2	

)

(2)

		가			()				
							()	(%)	
MBC	FUJI TV NETWORK, INC			2	60		493,290	44.8	
MBC			3	1	120		39,341	50	
	TV								
MBC	RCC		TV	2	60		19,398	100	

					()	(%)	
			-		30,000	-	-
			1,300		0	100	
			900		0	100	
TV			120	-	500	-	
			120	-	500	-	
			120	-	500	-	
TV		TV	20	-	-	-	
TV	TV		820		2,400	50	-
	HCN		1,440		-	-	-
	TV		560		1,800	25	-
TV	TV		14,400		0	50	
			7,200		0	50	
TV	TV		18,200	,	0	50	
			6,634	,	0	50	
			120		1,200	25	
TV			35		-	-	-
			10,000		800,000	29	
TV			1,000		400,000	2.1	

()

					()	(%)	
가			850		17,000	80	-
			180		6,000	30	-
TV		가	220		500,000	50	
			60		500,000	50	
			45		500,000	50	
		가	140		500,000	50	
			50		500,000	50	
			60		500,000	50	
			60		500,000	50	
		가	60		500,000	50	
			50		500,000	50	
			50		500,000	50	
			60		500,000	50	
			95		500,000	50	
			60		500,000	50	
		가	100		500,000	50	
			130		500,000	50	
			100		500,000	50	
		1,2	135		500,000	50	
		.	130		500,000	50	
			50		500,000	50	
			135		500,000	50	
			60		500,000	50	
			75		500,000	50	
			50		500,000	50	
	120	500,000	50				
	145	500,000	50				
	KMTV	4	100		51,673		
	TV		30				
	FTV		30				
	TCN		360		8,181		

4.

가.

				()
KBS	2002-2003		1	40,909
	2002-2003		1	1,870,000
	2003		1	800,000
	2003		1	500,000
	2003 A3 Champions Cup		1	122,990
			1	300,000
	4 (U-20)	FC Network	1	30,000
	2003		1	1,200,000
	2003		1	250,000
	2003		1	10,000
	19		1	20,000
	2003		1	3,000,000
	2003		1	8,470,000
	2003		1	45,000
	가		1	400,000
	(U-17) 가		1	25,000
	1 Again 2002		1	600,000
	4 KT		1	18,182
	28 KBS		1	10,000
	OLYMPUS		1	500,000
	2004 E 2 VS		1	30,000
			1	27,273
	2003		1	100,000
	2003 CUP (U-20)		1	200,000
	2003 FA		1	60,000
	2003 FINA		1	10,000
	2003		1	10,000
			1	90,000
		28	18,739,354	
MBC	10 " "	MBC	1	200,000
	2003	MBC	1	20,000
	SK		1	150,000
	가		1	800,000
		TV	1	15,000
			1	100,000
	對 가		1	1,350,000

				()
MBC	2003		1	30,000
	2003 MBC-XCANVAS		1	150,000
	2003 MBC		1	50,000
			1	10,000
	PSV		1	600,000
	A3		1	333,333
	3		1	60,000
	2002 2003		1	30,000
	U-18(18) 가		1	15,000
	5 F3		1	70,000
	2003		1	50,000
		P.S	1	50,000
	10 " "	MBC	1	20,000
	(U-20)		1	100,000
		Fnc	1	300,000
	35		1	10,000
	WBC		1	10,000
	2004 2		1	80,000
	2004 MBC		1	30,000
	2		1	30,000
		27	4,663,333	
MBC		MBCESS	1	10,320
MBC	2003		3	30,000
	2003	FC	1	25,000
		KBS	-	158,631
			-	46,000
		SBS	-	69,575
		SBS	-	3,000
		SBS	-	24,380
		KBS	-	88,833
		KBS	-	23,000
		KBS	20	23,000
		KBS	30	25,300
		KBS	60	363,000
		KBS	20	72,450
		SBS	60	195,500
	2003 K-	KBC	5	11,500
	K	KBS	1	15,000
		SBS, KBS	1	25,760
	(03~04)	SBS	11	27,000
	2003	KBS	30	19,932
	2003	KBS	1	17,932
			298	24,677,800

		가	(\$)	
KBS	2003 PGA	1	20	
	1	1	250	
	(U-20) 가	1	25	
	2003 ATP	1	8	
	2003 107	1	10	
	2003	1	20	
	2003	1	500	
	2004 2 (:)	1	20	
	2003	1	130	
	2003	1	50	
	2003 4	1	96	
		가	1	19
	2003	1	90	
	LPGA	1	635	
	FIFA ADDITIONAL EVENTS (1-12)	1	393 46	
		16	2,312	
MBC	IBO	-	953	
	WBC	Stellar Entertainment Inc.()		-
	2004 - (:)	TWI ()		-
	A - (:) (:) (:) (:) (:)			-
	2003 TWI , , , 2003			6
	2003-2004 FIFA - 2003 - 2003 17 - 2003 - 2003 - 2004 19 - 2004 - 2003~4	SBS International Inc ()		-

		가		(\$)
MBC	WBC, WBA	INTERNATIO	-	134
	2003	NAL ()	-	
	2003 US	()	-	
	2003-2006 US	()	-	
	가 (對)	KAM()	-	
	가			
	SN-TV	SN-TV()	-	
	가 , 對	OCTAGON csi	-	
	3 TAPE	()	-	
	2003	BBC Worldwide	-	
	2003	()	-	
	2003	IEC in Sports	-	
	2003	()	-	
	PSV	()	-	
	2006 36	Traffic Sports	-	
	2006 36	Europe	-	
	1 (:)	()	-	
	2003	Dentsu()	-	
	2003-2004 UEFA	()	-	
	2003	UEFA()	-	
2003	()	-		
2003	()	-		
		-	2,268	
	WWE		52	223.6
	WWE		52	101.4
	()		30	430
			134	755
			156	5,335

) SBS

				()
		KBS	532	590,700
		KBS	264	121,000
		SBS	231	136,800
			1,027	848,500
		MBC	200	640,984
		MBC	20	25,200
			220	666,184
		KBS	160	650,000
		SBS	130	151,000
		KBS	20	133,000
			310	934,000
			1557	2,448,684

				(\$)	
	PGA/SPGA Tour		120	-	
			52	-	
	King of the cage		16	-	
			40	30	
	FIVB		22	6	
			1	2	
	ESPN		가	837	2,985
			900	3,023	
			50	609	
			191	579	
			46	55	
			223	97	
			460	731	
			1,598	4,363	

5. HDTV

가. HDTV

(1)

			()	()
KBS	2003	/	95	58,519
			2,970	2,665,855
			3,900	4,759,938
	TV		280	1,015,838
			60	43,203
			1,600	332,584
	HD		180	511,110
	HD 5		250	200,835
	KBS ()		60	30,003
	TV		1,010	667,199
			18,680	1,852,557
	2003		85	208,560
			85	35,158
	2003 가		110	18,013
			2,020	527,078
			105	32,773
			90	225,712
			2,950	3,456,353
			90	5,606
	4 가		110	46,866
	KBS		75	72,807
			70	74,766
	KBS		3,745	262,760
	TV		2,880	570,939
			630	178,809
			190	33,297
2003		90	3,616	
		42,410	17,890,754	
EBS			720	87,694
	가		1,740	888,751
			2,460	976,445

HDTV ()

		()	()
		2,580	1,014,844
	! e	1,020	178,477
		90	59,617
	/	60	22,255
	MBC 100	/	3,270
		108	126,867
		54	147,946
	10	240	153,642
		108	32,028
	가	108	108,560
	,	108	41,290
		7,206	180,355
	" "	1,458	2,691,977
	MBC	78	168,998
		78	1,319
	가	/	2,550
		498	272,022
		2,862	2,695,080
	! !	78	56,712
		60	62,754
		72	56,269
		54	60,425
		60	52,992
	MBC 가	2,634	1,543,131
	WHO?	60	30,225
	2003 MBC	120	77,405
	2003 MBC	120	79,485
	2003 Shout Asia	90	26,620
	15	90	85,356
	39	108	32,236
		2,418	2,286,518
	3	5,310	2,756,344
	3	1,818	26,386
	4	2,058	1,329,153
	4	702	10,188
		936	786,990
	TV " "	330	89,887
		39,594	19,473,259
MBC		240	340,566
		60	47,275
		300	387,841

HDTV

()

		()	()
SBS	SBS	150	
		120	
	가	180	
		90	
		1,380	
		1,500	
		200	
	SBS	210	
		85	
		70	
		90	
		80	
		100	
		110	
		80	
	가	80	
		120	
		90	
	,	110	
	가	120	
		80	
		105	
		120	
		120	
		120	
		110	
		90	
		100	
		120	
		120	
	110		
	75		
	60		
	27,610	25,478,977	
		112,374	64,207,276

(2)

			()	()
KBS		가	1,070	387,476
			200	384,876
		HD 2 -	120	70,000
		TV	/	1,021,345
			/	34,062
			1,680	562,623
			435	890,297
		KBS	3,625	465,604
		NGO	1,265	168,057
		TV	7,995	1,502,686
		,	2,580	599,472
			14,980	2,922,260
		-	1,230	344,384
		TV	6,460	846,855
			44,580	10,199,997
			450	61,345
		HD	4,205	403,104
		4,655	464,449	
		49,235	10,664,446	
MBC			60	74,882
			120	223,367
			1,038	95,275
			1,218	393,524
			/	2,382
			/	1,079,084
			1,398	350,882
			138	30,028
		U D-50	78	23,125
			3,996	1,483,119
			120	150,750
		< >	120	33,250
			3,408	131,925
		3,648	315,925	
		8,862	2,192,568	

HDTV

()

			()	()
SBS			30	
			270	
			17,200	
			540	
			65	
			50	
			18,155	
			690	
			1,440	
			3,525	
	8		140	
			110	
			120	
			100	
			470	
			150	
			125	
			130	
			110	
			140	
			135	
			170	
			120	
			160	
			105	
			115	
			120	
			125	
			110	
		135		
		1,950		
	24,100	13,903,970		
			82,197	26,760,984

HDTV

(1)

	()						(%)					
KBS1TV	0	0	540	325	55	60	0	0	90.8	84.4	9.2	15.6
KBS2TV	0	0	750	0	0	140	0	0	100	0	0	100
EBS	0	0	60	90	0	0	0	0	100	100	0	0
MBC	605	50	5,010	1,910	12,625	6,110	3.3	0.6	27.5	23.7	69.2	75.7
SBS	0	0	625.6	0	141.9	334.9	0	0	81.5	0	18.5	100

) (%) HD

(2)

	()						(%)					
KBS1TV	0	0	743.8		102.4		-					
KBS2TV	0	0	605.3		75.9		-					
EBS	0	0	28.7	11.7	0	0	0	0	100	100	0	0
MBC	3.0	0	127.3	88.9	374.8	213.5	0.6	0.0	25.2	29.4	74.2	70.6
SBS	2.5	2.5	413.6	83.0	135.9	281.8	0.5	0.7	74.9	22.6	24.6	76.7

6. (2004 6)

가. ()

						1 1				/			
		()	()	()	()	()	()	()	()	()	()	()	()
	TV	123	16,635	91	1,784	1,282	1,592	131	4,141	130	19,200	763	43,351
	R	273	3,643	5	93	36	166	125	1,645	160	6,517	579	12,064
		7	326	3	19	0	0	42	729	322	21,442	374	22,515
		403	20,604	99	1,896	1,318	1,758	298	6,515	612	47,158	1,716	77,931
KBS		44	6,499	26	564	58	174	3	70	19	3,135	150	10,442
MBC		29	2,691	9	95	42	126	26	709	8	235	114	3,856
		127	3,990	23	531	137	740	100	2,035	102	11,635	489	18,930
EBS		12	412	4	64	30	68	15	155	191	6,183	252	6,882
SBS		27	3,238	17	293	922	227	46	1,321	-	11,585	-	16,663
		6	261	3	99	10	55	0	370	0	2,008	19	2,793
		8	217	1	20	15	30	5	116	2	43	31	426
		5	300	1	20	2	25	4	100	0	0	12	445
		6	224	2	21	13	27	6	121	3	70	30	463
		8	401	4	85	22	89	30	817	65	3,834	129	5,225
		4	118	2	22	12	19	5	42	32	548	55	749
		6	98	1	17	10	33	3	30	40	1,282	60	1,460
		4	108	2	26	10	23	2	20	9	140	27	318
		2	123	1	12	6	16	2	23	0	237	11	411
		1	67	1	14	6	11	1	14	8	130	17	235
		5	58	0	0	1	4	7	79	9	323	22	464
		7	130	0	0	2	12	1	4	10	219	20	365
		15	491	1	5	6	10	5	27	11	784	38	1,317
		6	40	0	0	2	21	1	6	4	60	13	127
		11	314	1	8	0	0	5	108	8	240	20	670
		3	37	0	0	4	14	1	6	3	29	11	86
		6	70	0	0	1	12	6	104	28	1,580	41	1,765
		16	329	0	0	2	10	10	88	23	1,400	54	1,827
		41	296	0	0	4	9	11	128	31	640	87	1,072
		2	76	0	0	0	0	1	16	5	80	8	172

) ' ' : TV R

						1 1				&			
		()	()	()	()	()	()	()	()	()	()		
KBS	TV	21	5,892	26	564	58	174	3	70	7	1,778	115	8,478
	R	23	607	0	0	0	0	0	0	6	638	29	1,245
		0	0	0	0	0	0	0	0	6	719	6	719
		44	6,499	26	564	58	174	3	70	19	3,135	150	10,442
MBC	TV	18	2,544	9	95	42	126	16	556	4	160	89	3,481
	R	11	147	0	0	0	0	10	153	4	75	25	375
		29	2,691	9	95	42	126	26	709	8	235	114	3,856
MBC	TV	3	400	0	0	11	40	2	150	15	596	31	1,186
	R	2	60	0	0	0	0	2	160	0	0	4	220
		5	460	0	0	11	40	4	310	15	596	35	1,406
MBC	TV	1	59	0	0	3	16	2	58	0	0	6	133
	R	4	26	0	0	0	0	2	20	0	0	6	46
		0	0	0	0	0	0	0	0	4	133	4	133
		5	85	0	0	3	16	4	78	4	133	16	312
MBC	TV	2	153	0	0	6	37	1	43	0	0	9	233
	R	2	3	0	0	0	0	4	33	0	0	6	36
		2	17	0	0	0	0	0	0	0	0	2	17
		6	173	0	0	6	37	5	76	0	0	17	286
MBC	TV	2	142	2	43	0	0	0	0	0	0	4	185
	R	6	24	0	0	0	0	0	0	0	0	6	24
		0	0	2	9	0	0	0	0	0	0	2	9
		8	166	4	52	0	0	0	0	0	0	12	218
MBC	TV	3	324	1	50	14	88	7	142	3	53	28	657
	R	2	72	3	79	5	22	1	6	1	8	12	187
		0	0	0	0	0	0	0	0	29	854	29	854
		5	396	4	129	19	110	8	148	33	915	69	1,698
MBC	TV	1	16	1	28	8	42	2	50	0	0	12	136
	R	5	26	0	0	0	0	3	32	0	0	8	58
		1	81	0	0	0	0	0	0	15	944	16	1,025
		7	123	1	28	8	42	5	82	15	944	36	1,219

()

				1 1						&			
		()	()	()	()	()	()	()	()	()	()		
MBC	TV	2	116	0	0	7	30	2	97	1	5	12	248
	R	3	39	0	0	0	0	2	16	1	28	6	83
		0	0	0	0	0	0	0	0	1	40	1	40
		5	155	0	0	7	30	4	113	3	73	19	371
MBC	TV	2	248	1	38	9	30	1	32	0	0	13	347
	R	2	27	0	0	0	0	0	0	0	0	2	27
		4	275	1	38	9	30	1	32	0	0	15	374
MBC	TV	2	240	0	0	2	30	2	20	0	0	6	290
	R	2	23	0	0	0	0	2	24	0	0	4	47
		4	263	0	0	2	30	4	44	0	0	10	337
MBC	TV	2	147	1	22	9	27	6	53	0	0	18	249
	R	5	44	0	0	4	16	5	45	0	0	14	105
		1	2	0	0	0	0	2	9	2	132	5	143
		8	193	1	22	13	43	13	107	2	132	37	497
MBC	TV	2	204	2	21	1	22	2	76	0	0	7	323
	R	7	43	0	0	0	0	2	40	0	0	9	83
		1	15	0	0	0	0	0	0	3	143	4	158
		10	262	2	21	1	22	4	116	3	143	20	564
MBC	TV	1	41	1	18	2	20	3	77	0	0	7	156
	R	5	41	0	0	0	0	4	36	0	0	9	77
		0	0	0	0	0	0	0	0	7	152	7	152
		6	82	1	18	2	20	7	113	7	152	23	385
MBC	TV	2	224	2	46	15	48	3	59	3	119	25	496
	R	8	100	0	0	0	0	1	19	5	105	14	224
		0	0	1	10	0	0	0	0	0	0	1	10
		10	324	3	56	15	48	4	78	8	224	40	730
MBC	TV	2	120	1	33	2	44	2	26	0	0	7	223
	R	6	36	0	0	0	0	1	9	0	0	7	45
		0	0	0	0	0	0	0	0	1	1,444	1	1,444
		8	156	1	33	2	44	3	35	1	1,444	15	1,712
MBC	TV	1	27	2	20	0	0	2	70	0	0	5	117
	R	5	35	0	0	0	0	6	65	0	0	11	100
		6	62	2	20	0	0	8	135	0	0	16	217

()

						1 1				&			
		()	()	()	()	()	()	()	()	()	()		
MBC	TV	3	70	1	20	7	20	1	13	0	0	12	123
	R	5	25	0	0	0	0	1	7	0	0	6	32
		0	0	0	0	0	0	0	0	4	1,413	4	1,413
		8	95	1	20	7	20	2	20	4	1,413	22	1,568
MBC	TV	1	114	1	30	5	80	3	190	0	0	10	414
	R	8	36	0	0	0	0	7	110	0	0	15	146
		2	211	0	0	0	0	1	19	0	5,320	3	5,550
		11	361	1	30	5	80	11	319	0	5,320	28	6,110
MBC	TV	2	108	0	0	15	64	4	56	0	0	21	228
	R	1	22	0	0	0	0	3	42	0	0	4	64
		3	130	0	0	15	64	7	98	0	0	25	292
MBC	TV	2	182	1	64	12	64	2	89	4	135	21	534
	R	6	47	0	0	0	0	4	42	0	0	10	89
		0	0	0	0	0	0	0	0	3	11	3	11
		8	229	1	64	12	64	6	131	7	146	34	634
EBS	TV	7	366	4	64	30	68	0	0	0	0	41	498
	R	5	46	0	0	0	0	0	0	0	0	5	46
		0	0	0	0	0	0	15	155	191	6,183	206	6,338
		12	412	4	64	30	68	15	155	191	6,183	252	6,882
SBS	TV	15	3,068	17	293	922	227	40	1,217	-	11,349	-	16,154
	R	12	170	0	0	0	0	6	103	-	236	-	509
		27	3,238	17	293	922	227	46	1,321	-	11,585	-	16,663
	TV	2	176	3	99	6	35	0	370	0	2,008	11	2,688
	R	4	85	0	0	4	20	0	0	0	0	8	105
		6	261	3	99	10	55	0	370	0	2,008	19	2,793
	TV	3	164	1	20	14	27	3	76	1	25	22	312
	R	5	53	0	0	1	3	2	40	1	18	9	114
		8	217	1	20	15	30	5	116	2	43	31	426
	TV	3	280	1	20	2	25	3	92	0	0	9	417
	R	2	20	0	0	0	0	1	8	0	0	3	28
		5	300	1	20	2	25	4	100	0	0	12	445
	TV	4	215	2	21	12	24	4	108	2	40	24	408
	R	2	9	0	0	1	3	2	13	1	30	6	55
		6	224	2	21	13	27	6	121	3	70	30	463

()

						1 1				&			
			()		()		()		()		()		()
	TV	4	357	4	85	20	76	4	237	8	548	40	1,303
	R	4	43	0	0	2	13	2	35	2	71	10	161
		0	0	0	0	0	0	24	546	55	3,216	79	3,761
		8	401	4	85	22	89	30	817	65	3,834	129	5,225
	TV	2	100	2	22	10	15	3	29	31	528	48	694
	R	2	18	0	0	2	4	2	13	1	20	7	55
		4	118	2	22	12	19	5	42	32	548	55	749
	TV	2	81	1	17	10	33	2	28	38	1,268	53	1,428
	R	4	16	0	0	0	0	1	2	2	14	7	32
		6	98	1	17	10	33	3	30	40	1,282	60	1,460
	TV	1	78	1	21	10	23	1	17	4	92	17	230
	R	3	30	1	6	0	0	1	3	5	48	10	87
		4	108	2	26	10	23	2	20	9	140	27	318
	TV	2	123	1	12	6	16	2	23	0	237	11	411
	R	1	10	0	0	1	4	1	4	0	44	3	62
		0	0	0	0	0	0	0	0	0	683	0	683
		3	133	1	12	7	20	3	27	0	964	14	1,156
	TV	1	67	1	14	6	11	1	14	8	130	17	235
	R	1	8	0	0	0	0	1	3	1	11	3	23
		2	75	1	14	6	11	2	17	9	141	20	258
	R	5	58	0	0	1	4	7	79	9	323	22	464
	R	7	130	0	0	2	12	1	4	10	219	20	365
	TV	2	189	1	5	6	10	2	4	1	129	12	337
	R	13	302	0	0	0	0	3	23	9	600	25	925
		0	0	0	0	0	0	0	0	1	55	1	55
	R	6	40	0	0	2	21	1	6	4	60	13	127
	R	11	314	1	8	0	0	5	108	8	240	20	670
	R	3	37	0	0	4	14	1	6	3	29	11	86
	R	6	70	0	0	1	12	6	104	28	1,580	41	1,765
	R	16	329	0	0	2	10	10	88	23	1,400	54	1,827
	R	41	296	0	0	4	9	11	128	31	640	87	1,072
	R	2	76	0	0	0	0	1	16	5	80	8	172

)

					1 1				/			
		()		()		()		()		()		()
	118	5.909	114	1.153	376	958	191	2.668	325	13.799	1.018	24.877
	4	420	2	46	19	51	8	258	23	1,317	56	2,092
	3	125	1	11	1	10	1	5	12	186	18	337
	0	0	0	0	0	0	1	10	1	10	2	20
	6	208	4	60	4	31	28	412	15	292	57	1,003
	1	32	1	6	1	30	10	188	6	118	19	374
	0	0	1	5	1	2	0	0	1	53	2	60
	2	73	1	5	4	4	1	2	2	160	10	244
TV	0	0	0	0	1	3	0	0	1	25	2	28
	2	139	6	47	17	37	4	18	5	99	34	340
(Food)	1	150	0	0	0	0	0	0	0	0	1	150
	2	104	2	29	5	7	8	56	6	283	23	479
	2	107	1	13	9	22	7	52	1	217	20	411
	0	0	0	0	2	5	6	44	1	49	9	98
	2	149	1	12	3	7	8	52	0	0	14	221
	3	120	1	15	13	20	2	25	1	605	20	785
	0	0	1	15	2	10	0	0	1	55	1	80
	2	73	1	5	6	14	1	5	8	46	18	143
	1	13	2	15	3	5	2	20	2	29	10	82
	2	5	2	20	7	30	2	50	2	215	15	320
	2	50	1	30	1	10	1	10	1	40	6	140
	0	0	1	10	1	10	1	5	3	75	6	100
	0	0	1	7	3	6	1	2	2	129	7	144
	1	20	2	20	8	10	1	5	2	445	2	500
	0	0	1	20	1	10	0	0	1	32	3	62
()	4	207	5	36	22	44	3	79	4	135	38	501
	0	0	1	10	2	8	1	4	2	50	6	72
	1	150	2	20	5	10	3	30	2	140	13	350

)

()

					1 1				/			
		()		()		()		()		()		()
	5	90	3	8	15	30	3	40	15	156	41	324
	1	0	1	0	3	0	1	0	1	0	7	344
	0	0	1	2	1	2	1	3	1	95	4	102
	1	55	1	25	5	25	2	40	4	120	13	265
	0	0	1	10	3	5	0	0	1	118	1	133
	0	0	0	0	1	8	1	5	2	25	3	38
	0	0	6	20	2	0	1	0	1	125	1	125
	0	0	0	0	0	0	1	179	1	452	2	631
BCN	0	0	0	0	2	2	1	6	1	34	1	34
	0	0	0	0	4	2	0	0	1	70	5	72
	2	0	1	0	3	0	1	0	2	0	9	0
	1	210	1	33	1	10	0	0	2	127	5	380
	0	0	1	4	1	2	0	0	1	64	1	70
	0	0	4	10	3	10	0	0	1	6	8	26
	0	0	1	2	1	2	1	4	1	137	5	147
	0	0	1	10	2	0	0	0	1	15	2	25
	0	0	1	4	1	5	0	0	1	20	3	29
	0	0	1	5	3	15	0	0	1	16	1	36
	4	523	1	11	7	21	14	123	8	67	34	745
	0	0	0	0	1	1	1	1	1	7	3	9
	1	40	1	15	2	15	0	0	1	40	5	110
	1	15	0	0	10	20	1	4	1	0	1	39
	3	45	1	8	3	12	0	0	2	95	9	160
	2	34	0	0	3	4	0	0	1	60	6	98
	5	628	4	24	6	9	8	118	27	433	50	1,212
	3	120	1	15	13	20	2	25	1	25	20	205
	0	0	1	5	1	3	0	0	2	40	4	48
	0	0	0	0	0	0	0	0	2	34	2	34
	0	0	1	5	5	5	1	3	2	37	9	50
	3	20	2	8	7	2	1	2	1	60	14	92
	1	30	1	10	5	10	0	0	0	0	7	50
	4	118	5	75	24	28	2	27	1	1,020	1	1,268
	4	291	1	12	3	13	5	77	2	10	15	486
	1	5	2	10	2	4	0	0	1	20	6	39
YTN	2	160	2	30	8	18	1	10	1	500	14	718
	0	0	0	0	1	10	0	0	1	34	1	44

)

()

			1 1				/					
		()		()		()		()		()		()
	1	20	1	5	2	6	0	0	1	51	5	82
	2	100	3	50	5	15	2	30	2	100	14	295
	3	30	1	3	3	3	2	17	5	115	14	168
	0	0	1	5	0	0	0	0	1	39	2	44
	3	165	4	25	5	10	4	25	0	450	5	675
	1	60	1	15	4	6	1	15	1	100	8	196
	1	19	1	5	1	5	1	18	3	166	7	213
	2	159	1	42	7	21	3	14	5	247	18	483
	1	10	1	8	2	1	0	0	1	21	1	40
	0	0	0	0	1	3	0	0	0	0	1	3
	3	0	1	0	2	0	0	0	0	0	6	0
	1	5	0	0	1	5	2	10	1	130	5	150
	2	144	1	22	3	13	3	69	5	123	11	371
	1	40	1	20	8	40	1	10	2	40	13	150
	2	170	1	20	4	30	3	151	1	41	11	412
	0	0	0	0	0	0	0	0	1	60	1	60
	0	0	1	5	1	2	0	0	1	50	3	57
	1	38	1	28	6	9	1	3	1	200	10	278
	4	223	1	16	2	14	6	141	53	1,952	66	2,346
	0	0	0	0	0	0	0	0	1	75	1	75
	1	35	2	8	5	10	2	28	1	8	11	89
	0	0	1	30	1	10	0	0	1	30	3	70
	2	13	0	0	0	0	0	0	1	122	3	135
	0	0	0	0	8	22	0	0	3	184	11	206
	2	185	1	5	9	14	2	36	29	240	43	480
	0	0	0	0	2	0	0	0	2	0	4	0
	0	0	1	11	0	0	1	5	1	85	3	101
	0	0	1	20	0	0	1	20	1	50	3	90
	3	8	0	0	4	10	5	40	0	104	12	162
	0	0	0	0	0	0	1	32	1	100	2	132
	0	0	0	0	0	0	0	0	2	110	2	110
	0	0	0	0	0	0	0	0	1	30	1	30
	0	0	0	0	0	0	1	5	1	5	2	10

)
)

S0 ()

				1	1							
	()		()		()		()		()		()	()
	1	21	1	10	1	5	1	147	1	165	4	348
	1	53	1	14	1	8	3	45	1	38	7	159
	1	12	1	5	0	0	0	0	1	15	3	32
	TV											
TV	1	30	3	30	1	2	3	8	1	20	9	90
TV	1	91	1	8	0	0	1	22	1	363	1	484
	1	30	1	18	0	0	1	18	2	224	2	290
TV	1	30	1	18	0	0	1	18	2	224	2	290
	1	20	1	12	1	12	1	36	1	300	1	380
	1	36	1	36	0	0	1	48	1	121	4	242
	1	9	1	9	1	7	1	40	2	73	6	138
TV	TV											
TV	TV											
TV	2	50	1	30	2	30	1	10	2	50	8	180
	1	20	1	10	0	0	0	0	1	10	3	40
TV	1	46	1	16	0	0	1	23	2	50	5	135
TV	TV											
	1	12	1	14	0	0	1	28	0	0	3	54
TV	1	15	1	15	1	6	1	10	3	40	7	86
TV	1	18	1	10	1	10	1	28	1	22	5	88
	1	30	1	20	1	5	1	15	2	30	6	100
TV	1	16	1	15	0	0	1	30	2	135	5	196
	0	0	1	40	0	0	1	40	2	245	4	325
	1	12	1	14	0	0	1	28	0	0	3	54
TV	TV											
TV	0	0	0	0	0	0	6	60	2	79	8	139
TV	0	0	0	0	0	0	1	60	4	280	5	340
	1	10	1	6	1	3	0	0	1	5	4	24

S0 ()

					1 1							
		()		()		()		()		()		()
TV	1	33	1	33	2	8	1	20	2	100	7	194
	1	10	1	3	1	2	1	3	1	10	5	28
TV	1	12	1	10	1	15	1	51	1	79	1	167
TV	1	25	1	10	1	5	0	0	2	40	5	80
TV	1	40	1	15	1	5	1	6	1	10	5	75
TV	TV											
	1	91	1	15	1	11	1	9	2	45	6	171
	2	29	1	6	5	12	1	6	3	250	12	303
TV	0	0	0	0	0	0	0	0	1	150	1	150
TV	1	68	1	3	2	5	2	7	1	30	7	113
	1	30	1	16	1	16	1	30	1	14	5	106
TV	1	43	1	4	2	3	1	6	0	0	6	56
TV	TV											
	2	245	1	10	2	5	1	50	7	1104	13	1414
TV	1	34.4	1	15.8	2	3.4	1	5.8	3	40.6	8	100
TV	1	10	1	5	4	6	0	0	1	163	0	184
	1	25	1	23	1	4	1	40	1	25	1	117
	1	25	1	14	1	3	0	0	1	15	4	57
TV	1	20	1	8	2	4	0	0	1	9	5	41
	1	16	1	10	1	3	1	29	17	500	21	558
TV	1	10	1	5	0	0	0	0	1	6	3	21
TV	H/E						2	78	3	168	5	246
	1	50	1	12.5	1	3.3	0	0	3	31.5	6	97.3
	1	10	1	7	2	3	1	20	1	20	1	60
	1	23	1	37	0	0	1	35	2	87	5	182
TV	1	25	1	10	1	8	1	5	1	10	5	58
TV	1	60	1	26	1	18	3	70	1	72	7	246
	1	60	1	26	1	18	3	70	23	736	26	910
TV	1	40	1	13	1	5	1	2	1	22	5	81

S0 ()

	1											
	()	()	()	()	()	()	()	()	()	()	()	()
	1	13	2	17	3	5	1	50	8	367	15	451
	1	10	1	5	1	3	1	12	1	15	5	45
TV	1	15	1	10	1	5	3	15	1	10	7	55
TV	1	15	1	10	1	5	3	15	1	10	7	55
TV	1	22	0	0	1	4	1	14	1	15	4	55
TV	1	147.6	1	17.6	0	0	1	65.1	1	47.5	1	277.8
TV	1	20	1	10	2	10	1	20	2	15	7	75
TV	1	15	1	6	1	3	1	10	1	30	5	64
	1	45	2	50	1	5	3	60	5	45	12	205
TV												
	1	60	1	8	1	5	2	15	2	15	7	96
TV	1	25	1	10	0	0	1	10	1	10	4	55
TV	1	27	1	30	1	5	1	32	7	419	11	512
TV	1	10	1	10	1	10	2	70	2	150	7	250
TV	1	35	1	4	0	0	1	19	0	0	3	58
TV												
	1	8	1	10	1	5	1	15	5	35	9	73
TV	1	30	1	13	1	2	1	7	2	32	6	84
TV	1	25	1	5	1	7	1	30	1	15	5	82
TV	1	25	1	10	1	5	1	50	1	30	1	120
	1	38	1	20	1	3	1	30	1	50	5	141
	1	10	1	5	1	5	2	30	6	150	11	200
	1	8	1	4	3	6	1	3	2	12	8	33
	1	15	1	4	1	4	1	4	1	3	5	30
가	1	18	1	6	1	1	1	5	1	6	5	36
	1	4	0	0	0	0	0	0	0	0	1	4
	1	20	1	4	1	2	0	0	1	15	4	41
TV	1	20.2	1	32.9	1	6.2	1	21.3	1	20.1	5	100.7
	3	85	3	15	9	6	1	3	2	120	18	144

3

1. 가

가. 3 가

	2002 (6)	2003 (6)	2004 (6)
가	16,080,111	16,489,115	16,987,703
가 (가)	6,911,514 (43.0%)	9,401,606 (57.01%)	11,724,055 (69.01%)
	6,614,417	8,966,532	11,341,777
가	1,270,310	874,554	1,957,691
가	5,344,107	8,091,978	9,384,086
	297,097	435,074	382,278
가 가	171,926	204,975	242,297
	11,591,333	17,426,537	19,857,840
	72.1%	105.68%	123.81%
	58.1%	52.0%	59.04%

) 가 : (,)
 = / 가 x100
 = 가 가 () / x100
 = +
 = 가 + 가
 가 = 가 + 가
 = , TV

가 (2004 6)

(1) 가

(: 가 ,)

		가							
	1		4,000	1,015	92,651	418	93,069	0	7,769
	2		7,000	67,719					
	3		10,000	3,765					
			15,000	20,152					
				0					
	1		4,000	249	23,875	799	24,674	0	1,577
	2		8,000	23,153					
	3		12,000	166					
			15,000	307					
				0					
TV	1		4,000	39	51,553	569	52,122	0	2,617
	2		6,000	41,266					
	3		13,000	3,633					
			15,000	6,374					
				241					
	1		4,000	660	39,348	616	39,964	0	364
	2		6,000	36,798					
	3		9,000	620					
			15,000	1,117					
				153					
TV	1		3,800	3,457	35,335	58	35,393	0	5,363
	2		8,000	10,974					
	3	+	15,000	5,849					
			14,000	14,957					
				98					
TV	1		4,000	11,912	84,804	0	84,804	10,626	4,965
	2		6,500	737					
	3	+	10,000	34,290					
	4	+	15,000	26,337					
			14,000	10,622					
				906					
	1		4,000	3,758	87,968	231	88,199	0	262
	2	가	6,000	83,407					
	3		12,000	0					
			15,000	803					
				0					

가 ()

(: 가 ,)

			가						
	1		4,000	17	37,085	905	37,990	0	690
	2		5,000	29,927					
	3	가	7,000	2,397					
	4		10,000	947					
			15,000	3,797					
				0					
	1		4,000	867	63,595	1,560	65,155	0	418
	2		5,000	61,437					
	3		7,000	392					
	4	가	9,000	255					
			15,000	644					
				0					
TV	1		4,000	3,876	110,629	676	111,305	0	5,613
	2		7,900	95,212					
	3		12,000	1,749					
			15,000	9,758					
				34					
TV	1		4,000	85	58,900	188	59,088	0	6,168
	2		5,000	19,874					
	3	+	8,000	22,827					
	4		12,000	594					
			15,000	15,407					
			10,000	113					
	1		4,000	453	34,788	17	34,805	0	3,232
	2		5,000	22,603					
	3	+	8,000	9,960					
	4		12,000	155					
			15,000	1,617					
				0					
	1		4,000	442	108,412	784	109,196	0	1,869
	2		5,000	22,511					
	3	가	10,000	53,648					
			15,000	31,811					
				0					
	1		4,000	4	24,685	384	25,069	0	7
	2		5,000	11,043					
	3	가	10,000	13,638					
				0					
			15,000	0					

가 ()

(: 가 ,)

			가						
TV	1		4,000	9,492	54,946	308	55,254	0	3,465
	2		8,000	20,301					
	3	+	11,000	15,832					
			15,000	9,321					
			14,000	0					
	1		4,000	9,447	21,890	613	22,503	0	76
	2	가	8,000	11,720					
	3		12,000	0					
			15,000	723					
				0					
	1		4,000	350	148,153	215	148,368	0	2,044
	2	가	6,000	0					
	3	가	8,000	0					
	4	가	6,000	133,609					
			15,000	14,194					
TV	1		4,000	1,090	99,874	302	100,176	0	8,350
	2		8,000	76,520					
	3		12,000	534					
			15,000	21,167					
				563					
	1		4,000	16	106,679	108	106,787	0	6,849
	2		6,000	56,915					
	3	가	10,000	30,149					
			15,000	19,599					
				0					
	1		4,000	375	11,476	16,829	28,305	0	924
	2		6,000	6,001					
	3		8,000	391					
	4		12,000	64					
			15,000	2,912					
	1		4,000	104,466	105,297	3,117	108,414	0	210
	2	가	12,000	0					
			15,000	786					
				45					
TV	1		4,000	3,881	168,246	345	168,591	0	6,998
	2		7,000	146,819					
	3		12,000	2,529					
			15,000	14,702					
				315					

가 ()

(: 가 ,)

			가						
	1		4,000	14,147	103,203	2,599	105,802	0	3,847
	2		5,000	69,287					
	3	가	8,000	3,950					
			15,000	15,145					
				674					
	1		4,000	50	73,212	894	74,106	0	2,308
	2		6,000	47,663					
	3	+	12,000	117					
			15,000	25,270					
				112					
TV	1		4,000	0	67,388	4,700	72,088	0	586
	2		8,000	62,764					
	3	+	12,000	0					
			15,000	4,624					
				0					
	1		4,000	0	100,873	1,686	102,559	0	445
	2		8,000	0					
	3		12,000	99,374					
			15,000	1,499					
				0					
TV	1		4,000	0	65,379	469	65,848	0	8,772
	2		4,000	20,804					
	3	+	12,000	303					
			15,000	43,797					
				475					
	1		4,000	0	51,689	1,316	53,005	0	171
	2		12,000	47,746					
			15,000	3,942					
				1					
		1		4,000					
2			6,000	32,250					
3		가	11,000	5,579					
			15,000	88,460					
				0					
TV	1		4,000	723	144,932	210	145,142	0	9,191
	2		6,000	107,956					
			15,000	36,253					
				0					

가 ()

(:가 ,)

		가							
TV	1		4,000	74	74,811	227	75,038	0	6,409
	2		6,000	55,463					
	3	+	7,900	3,909					
			15,000	15,035					
			8,500	330					
	1		4,000	173	45,426	39	45,465	0	1,448
	2		6,000	42,543					
	3	+	7,900	297					
			15,000	2,413					
				0					
	1		4,000	2,170	80,144	1,167	81,311	0	0
	2		8,000	73,011					
	3	가	9,000	0					
			15,000	4,963					
				0					
	1		4,000	0	69,616	3,952	73,568	0	1,147
	2		6,000	64,455					
	3	가	8,000	740					
			15,000	4,421					
				0					
	1		4,000	2	98,730	48	98,778	0	246
	2		8,000	97,601					
	3	가	10,000	371					
			15,000	601					
				155					
	1		7,000	48,761	51,913	188	52,101	0	715
	2	가	12,500	296					
			15,000	2,856					
				0					
TV	1		7,000	49,506	50,476	38	50,514	0	130
	2	가	12,500	528					
			15,000	442					
				0					
TV	1		4,000	58	161,087	1,646	162,733	2,266	1,080
	2		7,000	153,291					
	3	+	10,000	4,585					
			15,000	3,153					
				0					

가 ()

(: 가 ,)

			가						
	1		4,000	215	45,708	2,503	48,211	0	2,434
	2		6,000	39,272					
	3	가	8,000	1,492					
			15,000	4,729					
				0					
TV	1		4,000	461	116,377	367	116,744	0	40
	2		6,000	115,837					
	3	가	8,000	10					
			15,000	69					
	1		4,000	271	96,527	167	96,694	0	2,853
	2		6,000	53,613					
	3	가	8,000	1,615					
	4		6,000	38,448					
			15,000	2,580					
				0					
	1		4,000	0	100,458	4,922	105,380	364	606
	2		6,000	98,687					
	3	가	8,000	694					
			15,000	1,077					
				0					
	1		4,000	0	73,798	3,180	76,978	0	1,091
	2		8,000	69,596					
	3	가	14,000	971					
			15,000	3,231					
				0					
	1		4,000	0	47,201	3,993	51,194	0	0
	2		6,000	0					
	3		7,000	0					
	4		11,000	47,152					
			15,000	49					
				0					
TV	1		4,000	0	24,892	749	25,641	0	960
	2		6,000	20,269					
	3	가	12,000	867					
			15,000	3,287					
				469					
TV	1		4,000	0	47,008	1,069	48,077	0	175
	2		6,000	45,811					
	3	가	12,000	341					
			15,000	366					
				490					

가 ()

(: 가 ,)

		가							
TV	1		4,000	0	49,388	30,717	80,105	0	941
	2		7,000	41,121					
	3		8,000	2,240					
	4		10,000	1,054					
			15,000	3,421					
				1,552					
	1		4,000	6,997	33,837	4,942	38,779	2,842	354
	2		6,000	22,528					
	3		10,000	446					
	4	가	10,000	2,404					
			15,000	1,462					
				0					
TV	1		4,000	365	89,748	188	89,936	0	1,071
	2		7,000	85,351					
			15,000	3,787					
				245					
TV	1		4,000	1	43,638	313	43,951	0	135
	2		8,000	43,430					
	3		10,000	91					
			15,000	116					
		0							
	1		4,000	5	67,294	5,743	73,037	0	1,584
	2		8,000	58,956					
	3		10,000	48					
			15,000	8,285					
				0					
TV	1		4,000	2	36,023	271	36,294	0	80
	2		8,000	35,812					
	3		10,000	103					
			15,000	106					
				0					
	1		4,000	108	64,802	3,560	68,362	5,842	1,145
	2		6,000	56,374					
	3	가	10,000	1,264					
	4		10,000	2,289					
			15,000	4,714					
				53					

가 ()

(: 가 ,)

		가							
	1	4,000	1,422	60,298	7,744	68,042	2,468	217	
	2	8,000	56,054						
	3	가	12,000						875
	4	12,000	1,539						
			15,000						408
			0						
TV	1	4,000	3,603	28,702	1,008	29,710	0	378	
	2	8,000	15,070						
	3	10,000	8,181						
			15,000						1,848
			13,000						0
	1	4,000	3,461	36,670	359	37,029	0	54	
	2	6,000	31,630						
	3	8,000	1,321						
	4	10,000	137						
			15,000						79
			42						
	1	4,000	2	53,963	3,454	57,417	0	1,059	
	2	8,000	49,218						
	3	10,000	55						
			15,000						4,688
									0
TV	1	4,000	1	36,801	335	37,136	0	94	
	2	8,000	36,645						
	3	10,000	57						
			15,000						98
									0
TV	1	4,000	148	64,536	0	64,536	0	0	
	2	5,000	59,198						
	3	8,000	0						
			15,000						4,995
									195
TV	1	4,000	33,542	109,074	148	109,222	0	1,923	
	2	5,000	67,803						
	3	8,000	528						
			15,000						7,201
									0

가 ()

(:가 ,)

			가						
	1		4,000	87	102,568	330	102,898	0	428
	2		7,000	98,907					
	3		10,000	0					
			15,000	3,574 0					
TV	1		4,000	2,780	76,726	0	76,726	0	0
	2		6,000	69,512					
	3	가	10,000	370					
			15,000	3,886 178					
	1		4,000	17	195,208	1,231	196,439	0	2,907
	2		5,000	163,834					
	3	가	10,000	20,704					
			15,000	10,653 0					
TV	1		4,000	0	87,389	7,767	95,156	0	2,330
	2		10,000	81,125					
			15,000	6,264 0					
TV	1		4,000	0	111,163	950	112,113	0	0
	2	가	7,000	0					
	3		9,000	110,893					
			15,000	270 0					
TV	1		2,000	78,865	134,240	1,189	135,429	0	0
	2		6,000	50,669					
			15,000	4,706 0					
TV	1		4,000	0	95,454	617	96,071	0	0
	2	가	7,000	0					
	3		9,000	95,129					
			15,000	325 0					
	1		4,000	0	61,182	328	61,510	0	1,349
	2		6,000	0					
	3		8,000	54,036					
	4		12,000	2,633					
			15,000	4,513 0					

가 ()

(: 가 ,)

				가					
	1		4,000	842	179,052	812	179,864	0	2,086
	2		6,000	0					
	3	+	8,000	173,169					
			15,000	5,041					
				0					
TV	1		8,000	49,797	54,142	1,000	55,142	0	843
	2		12,000	1,427					
			15,000	2,918					
				0					
	1		4,000	470	76,699	1,380	78,079	0	749
	2		6,000	0					
	3	+	8,000	74,442					
			15,000	1,787					
				0					
TV	1		4,000	407	196,122	7,344	203,466	0	967
	2		9,000	194,416					
	3		13,000	379					
	4		13,000	403					
			15,000	106					
				411					
	1		4,000	2,697	149,647	1,442	151,089	0	366
	2	1	6,000	0					
	3	2	10,000	146,850					
			15,000	100					
				0					
TV	1		4,000	2,810	277,779	117	277,896	0	4,006
	2		9,000	244,636					
	3		6,000	12,132					
			15,000	18,201					
			7,500	0					
TV	1		4,000	33,653	38,932	274	39,206	0	497
	2		9,000	1,788					
	3		6,000	482					
			15,000	3,009					
			10,000	0					
	1		3,000	3,434	285,687	3,046	288,733	0	2,716
	2		5,000	272,057					
	3		8,000	0					
			15,000	10,196					
			7,000	0					

가 ()

(: 가 ,)

			가						
TV	1		7,000	193,060	200,537	51,545	252,082	0	2,514
			15,000	7,477					
				0					
TV	1		4,000	6,796	261,916	19,253	281,169	0	1,558
	2		6,000	239,766					
	3		9,000	0					
			15,000	14,876					
				7,500					
	1		4,000	8,246	224,596	2,985	227,581	0	306
	2	가	6,000	84,668					
	3	가	10,000	129,076					
			15,000	2,606					
				0					
	1		4,000	1,120	312,741	4,891	317,632	0	19,189
	2		6,000	294,062					
	3		8,000	6,254					
			15,000	11,305					
				0					
TV	1		4,000	3,769	57,024	505	57,529	0	373
	2		6,000	34,123					
	3	가	8,000	0					
			15,000	7,652					
				11,480					
			4,000	123,342	141,329	1,943	143,272	0	0
				17,987					
TV	1		4,000	15,641	90,363	510	90,873	0	9,369
	2		6,000	2,126					
	3	+	8,000	48,511					
	4		12,000	1,537					
			15,000	22,393					
TV				155	106,715	1,678	108,393	0	4,390
	1		4,000	68,807					
	2		8,000	131					
	3		12,000	34,461					
	4		1,5000	504					
		15,000	1,598						
			1,214						
	1		4,000	142	269,371	793	270,164	0	10,179
	2		4,545	268,072					
	3	가	10,000	2					
			15,000	1,155					
				0					

가 ()

(: 가 ,)

		가							
	1	4,000	0	126,012	19,814	145,826	0	607	
	2	6,000	0						
	3	9,000	0						
		15,000	77,195						
			48,817						
	1	6,000	2,983	13,614	343	13,957	0	1,453	
	2	10,000	3,889						
		15,000	5,404						
			1,338						
TV	1	4,000	4,910	173,269	857	174,126	0	6,304	
	2	5,000	86,152						
	3	9,800	81,136						
		15,000	1,071						
			0						
TV	1	4,000	7,466	42,278	328	42,606	0	214	
	2	8,000	34,801						
	3	10,000	0						
		15,000	11						
			0						
	1	4,000	11,540	58,788	354	59,142	0	0	
	2	8,000	47,099						
	3	10,000	0						
		15,000	149						
TV	1	4,000	0	126,776	20,496	147,272	0	1,141	
	2	7,000	57,551						
	3	4,000	61,944						
		15,000	7,281						
			0						
		15,000	45,283	80,666	500	81,166	0	62	
			35,383						
	1	4,000	2,028	115,197	1,062	116,259	0	168	
	2	7,000	89,658						
	3	10,000	0						
		15,000	23,274						
			237						
TV	1	4,000	1,033	56,021	9,002	65,023	0	911	
	2	6,000	51,114						
		15,000	3,874						
			0						

가 ()

(:가 ,)

			가						
TV	1		4,000	930	103,202	17,127	120,329	0	846
	2		6,000	100,067					
			15,000	2,205					
				0					
TV	1		4,000	15,166	52,900	104	53,004	0	135
	2		5,000	2,412					
	3		8,000	35,015					
			15,000	307					
				0					
TV			15,000	49,468	65,089	2,059	67,148	0	154
				15,621					
TV	1		4,000	376	95,766	544	96,310	0	260
	2		6,000	0					
	3		8,000	389					
			12,000	72,784					
				22,217					
TV	1		4,000	8,687	26,708	576	27,284	0	0
	2		6,000	0					
	3		8,000	0					
			15,000	17,372					
				649					
	1		4,000	0	104,130	1,042	105,172	0	4,050
	2		7,000	94,671					
	3		4,000	318					
			15,000	9,141					
				0					
TV	1		4,000	0	92,268	180	92,448	0	0
	2		7,000	73,644					
	3		4,000	18,624					
	4	가	10,000	0					
			15,000	0					
	1		4,000	0	42,029	21,058	63,087	0	310
	2		5,000	218					
	3		8,000	0					
	4	가	12,000	3,741					
			15,000	35,568					
				2,502					
TV	1		4,000	14,365	84,267	682	84,949	0	108
	2	가	7,000	35,746					
	3		10,000	33,441					
			15,000	715					

가 ()

(: 가 ,)

			가						
TV	1		4,000	475	79,582	681	80,263	0	3,720
	2		6,000	28,230					
	3		8,000	45,111					
	4	가	10,000	1,441					
			15,000	4,325					
TV	1		4,000	17,896	76,199	1,130	77,329	0	0
	2	가	8,000	56,257					
	3		12,000	1,380					
			15,000	666					
				0					
TV	1		4,000	322	198,162	884	199,046	0	2,889
	2		7,000	184,158					
	3	가	11,000	12,453					
			15,000	1,229					
				0					
TV	1		5,000	0	68,475	1,504	69,979	0	0
	2	가	6,000	0					
	3		8,000	0					
			12,000	47,669					
				20,806					
	1		4,000	0	22,514	991	23,505	0	0
	2		4,000	21,613					
	3		10,000	0					
			15,000	901					
				0					
TV	1		4,000	13	83,998	442	84,440	0	701
	2		8,000	82,776					
	3	+	11,000	0					
			15,000	833					
				376					
TV			15,000	77,633	109,617	1,074	110,691	0	158
TV	1		4,000	227	62,819	10,692	73,511	0	247
	2		6,000	62,180					
	3		8,000	0					
			15,000	412					
				0					
	1		4,000	5,146	102,895	11,878	114,773	0	0
			15,000	68,424					
			3,000	29,325					

가 ()

(: 가 ,)

				가					
TV	1		4,000	29,820	131,782	17	131,799	0	148
	2		8,000	10,819					
	3		10,000	86,865					
			15,000	4,278					
	1		4,000	4,156	95,460	2,593	98,053	0	2,255
	2	가	7,000	7,364					
	3		10,000	83,416					
			15,000	524					
				0					
	1		4,000	3	175,811	141	175,952	0	1,523
	2		8,000	170,577					
	3		9,000	0					
			15,000	5,231					
				0					
가	1		4,000	1,770	172,297	3,978	176,275	0	937
	2		7,000	169,961					
	3		10,000	0					
			15,000	566					
				0					
	1		4,000	5	159,394	33	159,427	0	623
	2		8,000	158,276					
	3		9,000	0					
			15,000	1,113					
				0					
	1		4,000	415	154,425	13,895	168,320	3946	1,678
	2	가	7,000	148,193					
	3	1	8,000	993					
	4	2	8,000	1,859					
			15,000	2,090					
				875					
TV	1		4,000	2,054	139,897	0	139,897	0	3,919
	2		7,000	104,748					
	3		10,000	0					
	4		14,000	0					
			15,000	33,095					
				0					

(2) 가

(: 가)

	66,746	10,665	12,000	0	3,658
	21,250	3,424	0	0	0
TV	41,178	10,197	690	57	0
	19,713	10,550	1,017	4,632	4,052
TV	20,951	13,798	644	0	0
TV	54,570	21,500	6,790	1,477	467
	80,686	6,266	843	404	0
	21,371	15,089	1,162	72	296
TV	37,942	18,566	0	0	8,647
TV	69,715	33,767	2,376	0	5,447
TV	41,203	4,779	319	0	12,787
	30,039	1,276	0	0	3,490
	67,623	41,573	0	0	0
	21,064	3,742	0	0	263
TV	8,845	44,118	1,269	0	1,022
	22,503	0	0	0	0
	72,763	52,636	16,534	6,435	0
TV	45,079	25,045	23,040	3,005	4,007
	84,061	20,217	1,052	0	1,457
	28,305				*
	108,414				*
TV	85,438	44,096	29,169	7,706	2,182
TV	82,874	16,723	4,330	396	1,479
	51,722	17,562	4,816	0	6
TV	51,705	13,378	7,005	0	0
	83,192	18,053	219	806	289
TV	29,368	18,833	17,647	0	0
	45,270	1,568	3,596	2,113	458
TV	18,834	70,313	14,327	8,552	15,385
TV	106,452	33,476	602	4,032	580
TV	18,879	54,563	475	1,022	99
	39,179	4,331	321	1,594	40

) 가 가 가 * .

가 ()

(: 가)

	70,496	8,456	0	2	2,357
	30,278	38,129	4,830	331	0
	73,270	23,108	519	1,879	2
	20,636	30,900	364	201	0
TV	37,049	11,708	1,144	299	314
TV	97,868	58,033	4,590	0	2,242
	13,900	33,906	382	23	0
TV	90,084	23,742	1,167	1,751	0
	54,700	38,448	3,159	387	0
	50,049	52,942	2,221	73	95
	23,921	49,000	0	0	4,057
	23,000	26,095	0	0	2,099
TV	17,746	7,132	0	0	763
TV	37,444	10,025	0	0	608
TV	61,967	11,525	2,937	1,662	2,014
	26,224	6,989	70	5,284	212
TV	34,034	40,601	1,794	2,392	11,115
TV	18,825	25,126	0	0	0
	33,841	35,832	1,346	2,018	0
TV	18,367	16,214	0	0	1,713
TV	36,596	31,766	0	0	0
	41,515	25,805	0	0	722
TV	17,177	8,814	1,942	155	1,622
	30,368	6,024	219	161	257
	30,631	23,342	631	2,813	0
TV	24,144	12,992	0	0	0
TV	53,350	7,878	250	2,883	175
TV	60,005	48,209	158	630	220
	57,668	41,376	2,753	1,101	0
TV	76,726				*
	196,439				*
TV	49,150	37,807	3,116	1,311	3,772
TV	112,113				*
TV	56,035	78,865	0	529	0

가 ()

(: 가)

TV	96,071				*
TV	24,144	12,992	0	0	0
TV	53,350	7,878	250	2,883	175
TV	60,005	48,209	158	630	220
	57,668	41,376	2,753	1,101	0
TV	76,726				*
	196,439				*
TV	49,150	37,807	3,116	1,311	3,772
TV	112,113				*
TV	56,035	78,865	0	529	0
TV	96,071				*
	12,888	46,836	1,322	132	332
	73,109	93,224	757	2,273	10,501
TV	16,763	36,320	1,249	74	736
	39,617	24,817	415	552	12,678
TV	95,594	107,872	0	0	0
	79,577	65,195	183	5,950	184
TV	108,170	158,807	1,409	3,624	5,886
TV	30,229	8,977	0	0	0
	168,621	117,013	1,063	688	1,348
TV	147,284	104,798	0	0	0
TV	127,537	130,194	0	0	23,438
	76,915	111,231	17,968	21,467	0
	222,417	88,936	61	6,193	25
TV	21,538	35,991	0	0	0
	143,272				*
TV	28,332	59,731	1,193	784	833
TV	94,479	13,086	733	56	39
	196,663	73,501	0	0	0
	81,182	64,644	0	0	0
	13,957	0	0	0	0
TV	174,126				*
TV	42,606	0	0	0	0
	56,185	2,957	0	0	0

가 ()

(: 가)

TV	59,503	79,896	1,032	4,911	1,930
	34,510	35,383	76	355	10,842
	65,639	43,156	2,020	1,549	3,895
TV	28,823	27,034	6,555	0	2,611
TV	45,180	37,586	11,265	0	26,298
TV	23,264	25,900	106	3,639	95
TV	34,574	16,797	14,895	882	0
TV	68,809	11,893	3,840	5,482	6,286
TV	23,063	3,231	0	954	36
	61,501	43,671	0	0	0
TV	53,530	37,469	257	1,192	0
	16,832	37,250	0	0	9,005
TV	77,887	7,062	0	0	0
TV	34,881	30,567	0	0	14,815
TV	55,547	21,772	0	0	10
TV	149,311	42,530	0	0	7,205
TV	48,363	20,988	210	243	175
	22,523	982	0	0	0
TV	31,696	52,096	0	648	0
TV	72,500	31,250	0	0	6,941
TV	33,021	36,690	529	734	2,537
	72,283	38,898	2,696	896	0
TV	106,504	23,750	1,465	80	0
	65,258	20,200	9,300	3,295	0
	70,513	105,439	0	0	0
가	91,827	84,448	0	0	0
	73,218	86,209	0	0	0
	109,503	53,170	4,661	975	11
TV	139,897				*

가 가

	04. 5 가	04. 5 가	가	()	()	()
	16,294	0	16,294	5,500	40,000	20,000
	12,424	80	12,504	4,000	30,000	10,000
	29,145	325	29,470	4,000	0	0
TV	32,280	190	32,470	4,000	0	0
가	850	30	880	4,000	40,000	10,000
가	620	0	620	4,000	30,000	10,000
	6,912	70	6,982	3,500	30,000	10,000
	15,000	3,000	18,000	2,000	0	0
	1,819	31	1,850	4,000	40,000	10,000
	9,100	8,800	17,900	3,500	40,000	15,000
	17,000	3,000	20,000	2,000	20,000	10,000
	59,000	9,500	68,500	4,000	35,000	15,000
	703	0	703	4,000	40,000	20,000
TV	6,214	83	6,297	4,000	30,000	15,000
	458	59	517	4,500	40,000	15,000
가	1,579	55	1,634	4,400	33,000	22,000
	1,090	22	1,112	4,000	30,000	10,000
가	683	23	706	4,000	30,000	10,000
TCN	3,005	0	3,005	5,500	33,000	12,500
	225	50	275	5,000	40,000	10,000
	1,200	44	1,244	5,000	35,000	15,000
()	320	0	320	5,000	35,000	15,000
	470	35	505	5,000	40,000	10,000
	290	10	300	4,000	30,000	10,000
(,)	2,531	450	2,981	4,000	35,000	13,000
	290	0	290	3,500	20,000	10,000
	20,750	531	21,281	4,400	40,000	20,000
	31,700	1,000	32,700	4,000	40,000	20,000
TV	1,400	0	1,400	4,000	40,000	15,000
	1,943	41	1,984	4,000	40,000	15,000
TV	7,513	0	7,513	-	-	-
	12,708	322	13,030	4,000	35,000	13,000
	1,940	300	2,240	4,000	35,000	10,000
	-	-	20,000	-	-	-
	11,600	2200	13,800	4,000	40,000	15,000
	11,420	1,330	12,750	3,850	35,000	13,000
	74,473	25,105	99,578	4,000	30,000	10,000
	7,072	45	7,117	4,000	35,000	15,000

가 가 ()

	04. 5 가	04. 5 가	가	()	()	()
	12,900	420	13,320	4,000	40,000	15,000
	4,250	1,200	5,450	4,000	30,000	10,000
	20,100	400	20,500	3,800	35,000	13,000
	2,008	61	2,069	4,000	80,000	30,000
	2,920	80	3,000	4,000	35,000	10,000
	-	-	15,000	-	-	-
	-	-	6,575	-	-	-
	3,137	134	3,271	4,000	80,000	30,000
	6,300	1,800	8,100	4,000	30,000	10,000
:	784	28	812	4,000	30,000	15,000
	422	27	449	4,000	30,000	20,000
	620	50	670	0	0	0
	1,732	34	1,766	4,000	30,000	12,000
	1,702	50	1,752	4,000	40,000	20,000
	1,720	36	1,756	5,000	40,000	10,000
	-	-	600	-	-	-
	121	11	132	4,500	35,000	15,000
	490	10	500	4,000	40,000	15,000
	673	13	686	5,000	40,000	10,000
	310	15	325	4,500	40,000	12,000
	2,500	200	2,700	4,000	35,000	15,000
	720	82	802	4,400	40,000	22,000
	1,800	50	1,850	4,400	44,000	22,000
	700	50	750	4,400	44,000	16,500
	1,120	0	1,120	4,400	40,000	15,000
	470	20	490	3,750	30,000	15,000
	646	23	669	4,000	40,000	20,000
	296	0	296	4,000	70,000	15,000
	-	-	1,800	-	-	-
	1,320	74	1,394	4,400	44,000	20,000
	2,049	35	2,084	5,500	40,000	10,000
	1,350	28	1,378	4,400	30,000	15,000
	300	15	365	4,000	30,000	15,000
	400	20	420	0	0	0
1	800	40	840	4,000	30,000	10,000
	780	8	788	4,000	30,000	15,000
	400	20	420	4,000	30,000	10,000
	650	20	670	4,000	40,000	15,000
	15,400	1,600	17,000	4,400	44,000	22,000
	-	-	1,023	-	-	-
	2,400	100	2,500	4,000	40,000	15,000
	10	10	20	4,400	44,000	22,000

가 가 ()

	04. 5 가	04. 5 가	가	()	()	()
	1,350	70	1,420	4,400	44,000	15,000
	5,100	150	5,250	4,000	40,000	20,000
	840	160	1,000	4,400	30,000	15,000
	625	50	675	4,400	30,000	15,000
	4,386	160	4,546	4,000	30,000	10,000
가	380	20	400	4,000	30,000	15,000
	820	100	920	4,000	35,000	10,000
	500	0	500	4,000	30,000	15,000
	170	30	200	4,000	44,000	22,000
	580	0	580	4,000	40,000	15,000
	660	35	695	4,000	40,000	15,000
TV	5,000	500	5,500	0	0	0
	730	56	786	7,700	44,000	22,000
	410	17	427	4,000	30,000	15,000
	1,670	50	1,720	4,000	40,000	15,000
	120	35	155	4,000	40,000	40,000
	2,900	0	2,900	3,000	0	0
	1,920	35	1,955	4,000	30,000	10,000
	11,000	1,000	12,000	4,000	30,000	20,000
	-	-	-	5,000	40,000	15,000
	405	20	425	4,000	30,000	15,000
	800	5	805	7,700	30,000	10,000
	320	30	350	3,000	35,000	20,000
	556	30	586	4,000	40,000	15,000
	650	52	702	4,000	40,000	20,000
	6,000	200	6,200	5,500 /3,300	40,000	20,000
	920	30	950	6,600	45,000	15,000
	4,200	300	4,500	4,000	0	0
	3,300	100	3,400	5,000	40,000	10,000
	120	0	120	4,400	40,000	8,000
	195	0	195	4,000	40,000	20,000
	2,450	200	2,650	5,000	0	0
	401	30	431	4,400	30,000	15,000
	1,000	0	1,000	4,000	20,000	10,000
	240	10	250	4,000	20,000	10,000
	160	10	170	4,000	40,000	15,000
	473	23	496	4,000	40,000	15,000
	1,600	30	1,630	5,940	44,000	20,000
	823	57	880	4,400	40,000	15,000
	1,760	40	1,800	5,940	44,000	22,000
	420	0	420	4,000	40,000	10,000

가 가 ()

	04. 5 가	04. 5 가	가	()	()	()
	860	53	913	0	0	0
	-	-	2,800	-	-	-
	280	20	300	4,000	40,000	15,000
	570	27	597	4,400	40,000	15,000
	12,483	0	12,483	4,000	40,000	15,000
	-	-	550	-	-	-
	471	12	483	0	0	0
	-	-	1,000	-	-	-
	1,339	48	1,387	4,000	40,000	10,000
TV	4,150	385	4,535	5,500	44,000	15,000
	200	10	210	4,000	40,000	0
	760	32	792	4,000	40,000	15,000
	400	0	400	4,000	40,000	10,000
	-	-	-	4,000	40,000	20,000
	480	0	480	4,000	40,000	20,000
	500	30	530	4,000	40,000	10,000
	1,100	70	1,170	4,400	40,000	20,000
	750	30	780	4,000	40,000	10,000
	870	70	940	4,400	44,000	15,000
	380	20	400	4,000	40,000	10,000
	-	-	-	4,000	40,000	10,000
	43,800	0	43,800	-	-	-
	880	40	920	4,400	44,000	20,000
	18,000	0	18,000	5,400	40,000	20,000
	820	30	850	4,000	40,000	15,000
	820	80	900	4,400	44,000	15,000
	490	40	530	4,000	40,000	15,000
	500	3,700	4,200	4,000	40,000	10,000
	782	30	812	4,000	40,000	15,000
	170	0	170	3,000	50,000	20,000
	340	10	350	4,000	25,000	15,000
	700	50	750	4,400	40,000	10,000
	450	20	470	4,400	30,000	15,000
	260	11	271	4,000	30,000	10,000
	650	100	750	4,000	40,000	15,000
	750	47	797	4,000	40,000	15,000
	250	50	300	4,000	40,000	15,000
	2,200	100	2,300	4,000	40,000	15,000
가	820	22	842	4,000	40,000	15,000
CATV	98	0	98	40,000	15,000	15,000
	7,800	0	7,800	4,000	35,000	10,000
	-	-	-	3,000	30,000	10,000

가 가 ()

	04. 5 가	04. 5 가	가	()	()	()
	-	-	580	-	-	-
	1,650	40	1,690	4,000	40,000	15,000
	700	5	705	4,000	30,000	15,000
	2,054	46	2,100	4,400	35,000	15,000
	6,080	162	6,242	4,000	40,000	10,000
	1,400	20	1,420	4,000	40,000	15,000
	960	40	1000	4,400	44,000	15,000
	240	20	260	4,000	40,000	10,000
	474	26	500	4,500	40,000	0
	4,000	0	4,000	40,000	15,000	15,000
	1,100	20	1,120	4,000	40,000	15,000
	983	38	1,021	4,000	40,000	15,000
	2,045	53	2,098	4,000	40,000	15,000
	2,100	50	2,150	4,400	40,000	10,000
	1,650	55	1,705	4,000	40,000	15,000
	340	20	360	4,000	4,000	15,000
	1,130	34	1,164	4,000	35,000	10,000
	923	55	978	4,000	40,000	15,000
	800	100	900	4,400	40,000	15,000
	35,000	300	35,300	4,000	40,000	15,000
	1,120	80	1,200	4,400	30,000	15,000
	2,006	100	2,106	4,000	40,000	15,000
	730	10	740	4,400	35,000	10,000
	650	15	665	4,400	44,000	16,500
	350	0	350	4,000	40,000	10,000
가 CATV	1,890	51	1,941	4,400	40,000	15,000
	-	-	950	-	-	-
	-	-	105	-	-	-
	55	0	55	4,000	30,000	15,000
	500	0	500	4,000	35,000	10,000
	30	0	30	4,000	35,000	10,000
	900	0	900	4,000	35,000	10,000
	856	40	896	4,000	40,000	15,000
	72,000	1,790	73,790	0	0	0
	973	60	1,033	40,000	20,000	20,000
	440	10	450	4,000	40,000	10,000
	870	30	900	4,000	40,000	20,000
	3,264	95	3,359	4,400	44,000	16,500
	500	20	520	3,500	35,000	10,000
	-	-	-	4,000	40,000	15,000
	420	26	446	4,000	40,000	15,000
	1,210	0	1,210	4,000	40,000	15,000

가 가 ()

	04. 5 가	04. 5 가	가	()	()	()
	790	10	800	4,400	40,000	15,000
	2,343	60	2,403	4,400	40,000	15,000
	7,250	300	7,550	4,000	35,000	15,000
	1,400	400	1,800	2,000	0	0
	1,340	48	1,388	4,000	35,000	15,000
	3,800	0	3,800	3,000	20,000	10,000
	103	0	103	4,000	30,000	15,000
	4,000	0	4,000	30,000	15,000	15,000
	870	30	900	4,400	30,000	10,000
	1,470	30	1,500	4,000	35,000	15,000
	2,680	120	2,800	4,000	40,000	15,000
	4,000	0	4,000	40,000	20,000	20,000
	-	-	20,300	-	-	-
	1,580	100	1,680	4,000	40,000	15,000
	299	0	299	4,000	30,000	15,000
	1,800	30	1,830	4,400	44,000	16,500
	7,050	32	7,082	4,000	40,000	15,000
	10	0	10	4,000	35,000	15,000
	914	25	939	4,000	40,000	15,000
	450	53	503	4,000	40,000	10,000
	1,645	65	1,710	4,000	30,000	0
	364	0	364	4,000	40,000	15,000
	2,650	150	2,800	4,000	30,000	15,000
	1,168	20	1,188	4,000	40,000	15,000
TV	1,600	0	1,600	4,000	40,000	10,000
	41,421	400	41,821	4,000	30,000	10,000
	930	24	954	4,000	40,000	10,000
	2,000	100	2,100	4,400	44,000	15,000
	-	-	881	-	-	-
	93	12	105	4,000	40,000	15,000
	-	-	520	-	-	-
	1,200	50	1,250	4,400	44,000	20,000
	118	0	118	4,400	60,000	10,000
	56	4	60	4,400	44,000	11,000
	305	15	320	4,000	40,000	10,000
	850	30	880	4,000	40,000	15,000
	685	15	700	4,400	40,000	20,000
	55	5	60	4,400	44,000	11,000
	1,390	10	1,400	5,500	44,000	22,000
	407	28	435	4,000	40,000	15,000
	164	13	177	4,400	60,000	10,000
	500	0	500	3,000	40,000	10,000

가 가 ()

		04. 5 가	04. 5 가	가	()	()	()
		300	10	310	4,000	35,000	12,000
		1,556	0	1,556	4,000	40,000	15,000
		8,356	179	8,435	5,000	40,000	10,000
		1,150	82	1,232	4,000	40,000	10,000
		1,801	12	1,813	4,950	44,000	15,000
		4,823	154	4,977	4,000	30,000	15,000
		870	80	950	4,000	40,000	10,000
		3,538	70	3,608	4,000	40,000	15,000
		1,000	100	1,100	4,000	40,000	15,000
		115	10	125	4,400	40,000	10,000
		2,990	30	3,020	5,500	44,000	44,000
		4,274	0	45	4,000	44,000	15,000
		600	50	650	4,400	25,000	15,000
		27,535	154	27,689	5,500	44,000	22,000
		1,514	140	1,654	4,400	24,000	8,500
		610	0	610	4,000	40,000	15,000
	TV	1,198	48	1,246	4,400	44,000	16,500
	TV	4,050	130	4,180	4400	44,000	16,500
		-	-	1,020	-	-	-
		150	0	150	3,000	50,000	20,000
		43,500	0	43,500	-	-	-

2.

가.

(2004 6)

	1	2	3	4				
	2	12	78	23	4	119	7	104

	가 (A+B+C+D)	(A)	(B)	(C)	(D)
	9,456	8,833	375	171	77
	79.5	74.2	3.2	1.4	0.7
	77	74	1	1	1
	82	82	0	0	0
TV	82	77	0	5	0
	78	77	0	1	0
TV	76	76	0	0	0
TV	59	59	0	0	0
	82	82	0	0	0
	76	73	0	1	2
TV	99	81	16	1	1
TV	82	75	6	1	0
TV	67	66	0	1	0
	66	65	0	1	0
	82	82	0	0	0
	82	82	0	0	0
TV	76	75	0	1	0
	82	82	0	0	0
	86	78	4	4	0
TV	80	75	2	1	2

()

	가 (A+B+C+D)	(A)	(B)	(C)	(D)
	73	71	1	1	0
	78	77	0	1	0
	82	82	0	0	0
TV	82	82	0	0	0
TV	76	76	0	0	0
	77	71	0	6	0
TV	72	71	0	1	0
	83	82	1	0	0
TV	77	72	0	5	0
	82	82	0	0	0
TV	83	82	0	0	1
TV	82	80	0	2	0
TV	85	80	4	0	1
	85	80	0	4	1
	70	67	3	0	0
	75	75	0	0	0
	82	78	4	0	0
	77	76	1	0	0
TV	82	81	1	0	0
TV	82	74	0	0	8
	73	73	0	0	0
TV	73	73	0	0	0
	73	73	0	0	0
	84	81	2	1	0
	78	77	1	0	0
	79	74	2	1	2
TV	82	75	0	0	7
TV	82	80	0	0	2
TV	76	76	0	0	0
	77	19	36	22	0
TV	78	71	0	5	2
TV	82	82	0	0	0
	82	81	0	1	0
TV	82	82	0	0	0

()

	가 (A+B+C+D)	(A)	(B)	(C)	(D)
TV	82	76	0	6	0
	77	72	5	0	0
TV	64	64	0	0	0
	124	82	38	1	3
	76	75	0	1	0
TV	82	82	0	0	0
TV	75	75	0	0	0
TV	83	78	2	1	2
	80	79	0	0	1
TV	82	73	0	8	1
TV	80	80	0	0	0
TV	79	78	0	1	0
TV	76	76	0	0	0
TV	81	74	0	7	0
TV	76	76	0	0	0
	69	69	0	0	0
	76	75	1	0	0
TV	66	65	0	1	0
	76	75	1	0	0
TV	79	71	1	6	1
	72	72	0	0	0
TV	82	80	1	1	0
TV	82	80	1	1	0
	82	78	2	1	1
TV	111	78	28	3	2
TV	82	75	1	6	0
	85	80	0	5	0
	81	78	1	2	0
TV	98	80	16	2	0
	83	83	0	0	0
TV	107	74	33	0	0
TV	107	74	33	0	0
	79	79	0	0	0
	81	80	0	1	0

()

	가 (A+B+C+D)	(A)	(B)	(C)	(D)
	81	77	2	1	1
TV	76	75	1	0	0
TV	70	69	0	0	1
	77	74	2	0	1
TV	76	75	0	0	1
	75	73	0	2	0
	77	75	0	2	0
TV	109	69	32	7	1
TV	109	69	32	7	1
TV	77	68	0	7	2
TV	77	74	0	3	0
TV	76	76	0	0	0
TV	75	72	0	3	0
	75	71	0	3	1
TV	75	71	0	3	1
	77	77	0	0	0
TV	110	76	29	4	1
TV	77	75	0	1	1
TV	78	76	0	0	2
TV	77	73	1	1	2
TV	75	70	3	1	1
	77	73	3	0	1
TV	74	71	1	2	0
TV	77	77	0	0	0
TV	75	70	5	0	0
	77	71	6	0	0
TV	76	71	3	1	1
	77	76	0	1	0
	77	70	0	0	7
가	82	77	3	1	1
	77	70	1	0	6
	79	72	2	5	0
TV	76	70	0	2	4

()

		가		가
TV	1	1,000		SBS
TV	1	4,000		TV
TV	3	2,000	1	KMTV, m-net
		2,000	2	SBS ,
		2,000		,
	2	2,000		
		3,000		
TV	3	3,000		TV, TV
		3,000		SBS , , MBC , KBS
		3,000	가	, , MBC , SKYKBS , MTV, ETN, CGV, m-net, , G , TV
	3	5,000	가	, , MBC , KBS , MTV ETN, CGV, m-net, , TV, TV
		5,000		SBS , , MBC , KBS
	2	3,000	PLUS1	ETN, , ,
		3,000	PLUS2	SBS , KBS , , XTM, , SBS , , SBS , Q

(1)

	2002 6		2003 6		2004 6	
		(%)		(%)		(%)
5	8	1.2	4	1.2	6	3.2
5-10	75	11.7	16	4.8	21	11.2
11-20	384	60.2	120	35.7	74	39.3
21-31	160	25.1	130	38.7	56	29.8
32	11	1.8	66	19.6	31	16.5
	638	100.0	336	100.0	188	100.0

)

(21)

(2)

	가					
	25.4	20.2	4.1	1.0	0.2	
	37	33	4	0	0	
	16	15	1	0	0	
	156	78	27	49	2	
TV	31	17	10	1	3	
TV	12	1	10	1	0	
가	13	12	1	0	0	
	78	77	1	0	0	
	111	31	80	0	0	
	31	31	0	0	0	
	64	32	30	2	0	
가	67	31	36	0	0	
	67	31	36	0	0	
	32	31	0	0	1	
	49	48	0	0	1	
가	11	11	0	0	0	
TCN	77	77	0	0	0	
	39	29	10	0	0	
	10	10	0	0	0	
()	8	8	0	0	0	
	12	12	0	0	0	
	14	12	2	0	0	
	52	21	31	0	0	
	24	15	9	0	0	
	31	22	5	3	1	
	31	27	4	0	0	
	60	30	30	0	0	
	31	29	1	0	1	
	31	20	10	1	0	
:	18	16	2	0	0	
	31	19	12	0	0	
	31	19	12	0	0	
	31	24	4	3	0	
	31	17	14	0	0	
	32	15	16	1	0	
	31	18	13	0	0	
	31	18	13	0	0	

()

		가				
		31	18	13	0	0
		31	18	13	0	0
		31	31	0	0	0
		12	11	1	0	0
		21	17	3	0	1
		27	19	6	2	0
		13	8	4	1	0
		31	28	3	0	0
		7	2	3	2	0
		7	7	0	0	0
		16	12	2	2	0
		16	16	0	0	0
		26	15	11	0	0
		31	18	12	0	1
		21	21	0	0	0
		21	17	3	0	1
		17	12	5	0	0
		12	11	1	0	0
		12	12	0	0	0
		14	12	2	0	0
		12	12	0	0	0
		12	11	1	0	0
	1	10	10	0	0	0
		4	4	0	0	0
		4	4	0	0	0
		36	34	2	0	0
		29	26	3	0	0
		29	26	3	0	0
		30	30	0	0	0
		18	18	0	0	0
		26	21	5	0	0
		20	20	0	0	0
	가	12	12	0	0	0
		12	12	0	0	0
		12	12	0	0	0
		7	5	2	0	0
		12	12	0	0	0
		6	6	0	0	0
		13	13	0	0	0

()

	가				
	12	12	0	0	0
	8	8	0	0	0
	30	27	1	2	0
	9	9	0	0	0
	7	7	0	0	0
	12	11	0	1	0
	26	25	1	0	0
	49	47	0	0	2
	42	40	2	0	0
	12	6	6	0	0
	15	15	0	0	0
	77	73	1	1	2
	13	12	1	0	0
	16	15	1	0	0
	4	4	0	0	0
	31	25	6	0	0
	4	4	0	0	0
	24	18	6	0	0
	17	17	0	0	0
	11	11	0	0	0
	19	18	1	0	0
	10	10	0	0	0
	31	27	1	1	2
	31	27	1	1	2
	4	4	0	0	0
	11	11	0	0	0
	13	12	1	0	0
	77	73	3	1	0
	7	7	0	0	0
	12	12	0	0	0
	22	20	0	2	0
	22	20	0	2	0
	16	16	0	0	0
	14	12	2	0	0
	11	11	0	0	0
	5	5	0	0	0
	12	12	0	0	0
	30	27	3	0	0
	42	31	10	0	1

()

	가				
	21	16	5	0	0
	12	12	0	0	0
	21	18	3	0	0
	18	17	0	1	0
	31	30	1	0	0
	77	76	0	1	0
	14	12	2	0	0
가	19	16	2	1	0
가 CATV	31	29	2	0	0
	19	14	5	0	0
	31	31	0	0	0
	31	31	0	0	0
	28	28	0	0	0
	13	13	0	0	0
	27	24	1	2	0
	16	16	0	0	0
	16	16	0	0	0
	18	11	0	7	0
	29	27	2	0	0
	6	5	0	1	0
	39	31	8	0	0
	32	19	11	2	0
	17	14	2	1	0
	23	18	5	0	0
	20	18	0	2	0
	12	12	0	0	0
	20	18	2	0	0
	9	9	0	0	0
	31	31	0	0	0
	12	10	1	1	0
	12	12	0	0	0
	10	9	1	0	0
	12	11	1	0	0
	15	10	5	0	0
	12	12	0	0	0
CATV	62	31	23	8	0
	31	19	9	3	0
	12	11	1	0	0

()

	가					
	12	11	1	0	0	0
	12	12	0	0	0	0
	31	25	3	2	1	1
	31	23	5	2	1	1
	5	4	1	0	0	0
	16	12	4	0	0	0
	54	12	38	2	2	2
	31	19	11	1	0	0
	12	12	0	0	0	0
	9	9	0	0	0	0
	11	11	0	0	0	0
	12	12	0	0	0	0
	11	11	0	0	0	0
	11	10	0	1	0	0
	76	71	3	1	1	1
	77	72	1	3	1	1
	22	22	0	0	0	0
	12	11	0	1	0	0
	14	11	3	0	0	0
	12	11	0	1	0	0
	14	13	1	0	0	0
	10	10	0	0	0	0
	32	30	0	1	1	1
	30	22	8	0	0	0
	6	4	2	0	0	0
	4	4	0	0	0	0
	31	25	6	0	0	0
	156	78	14	64	0	0
	20	19	0	1	0	0
	31	30	0	1	0	0
	20	20	0	0	0	0
	10	9	0	1	0	0
	33	33	0	0	0	0
	12	12	0	0	0	0
	25	24	0	1	0	0
	76	68	0	3	5	5

3. 가

가. 가

		2003. 6	2004. 6
	/ ()	93/118 (78.8%)	96/119 (80.7%)
	가	1,717,929	1,838,900
	/ ()	61/341 (17.9%)	49/209 (23.4%)
	가	194,751	160,288

가

	가 (A+B)	(A) (2004. 6)		(B) (2004. 6)		2003 가 (2003. 6)	
			가 (IP)		가 (IP)		
	484,472	35	473,815	4	10,657	596,270	33,805
	75,863	24	55,030	8	20,833	53,651	48,670
	530,861	23	434,664	12	96,197	349,231	198,077
	76,757	11	75,050	5	1,707	48,513	26,543
	4,238	2	4,238	0	0	11,307	0
	7,751	2	7,751	0	0	0	0
SKT	1,161	0	0	1	1,161	1,462	0
	818,485	50	788,352	20	30,133	445,589	25,642

가 가

	(2004 6)		가 (IP)	
	TV		TV	
	96	49	1,838,900	160,688
	26	2	472,820	15,341
	12	5	135,070	22,166
	9	1	124,686	1,429
	3	1	80,443	1,598
	4	0	87,207	0
	1	2	44,562	9,700
	2	0	24,301	0
	11	10	398,611	9,979
	3	1	26,198	90
	3	5	36,412	2,178
	6	3	38,452	1,703
	2	1	25,864	10
	4	3	16,462	8,311
	6	3	243,217	10,604
	3	12	61,412	77,579
	1	0	23,183	0

가

(1)

(: 가 /)

SO			가 (03.12)	가 (04.6)			가	
		Cvision	8,184	11,545	19,000	44,000	19,000	2002.10
			28,261	28,117	34,000	50,000	2,274	1998.8
			3,142	5,020	33,000	30,000	33,000	2002.9
TV			11,670	11,950	25,200	40,000	3,298	2001.7
			11,317	15,283	28,900	40,000	3,298	1998.7
			5,464	9,304	23,100	60,000	11,550	2002.5
TV			0	2,249	17,000	50,000	11,000	2004.4
			2,235	3,714	17,000	50,000	17,000	2003.3
			7,000	14,000	22,000	40,000	5,000	2003.3
TV			1,200	818	28,000	0	0	2000.5
			500	350	34,000	0	0	2000.5
			47	44	600,000	0	0	2000.5
			1,960	2,135	16,500	0	16,500	2003.2
		ONE	0	614	20,000	0	20,000	2004.3
			0	120	32,000	0	32,000	2000.6
TV			12,314	21,481	17,000	50,000	17,000	2003.3
			0	106	30,000	50,000	30,000	2004.6
TV			7,372	13,575	17,000	50,000	17,000	2003.3
TV			5,905	13,169	17,000	45,455	17,000	2002.9
			144,744	12,856	25,000	30,000	25,000	1999.2
			14,035	19,965	25,000	30,000	25,000	2003.3
		VDLS	299	467	30,000	30,000	30,000	2002.1
			3	2	600,000	300,000	600,000	2002.4
		IP 가	277	255	20,000	0	20,000	-

()

(: 가 /)

SO			가 (03.12)	가 (04.6)			가	
TV		V	16,665	18,330	28,000	30,000	9,800	2000.7
		V	7,142	7,856	34,000	30,000	11,900	2000.7
			0	6,002	34,000	36,000	17,000	2000.7
			0	16,943	28,000	36,000	14,000	2000.7
			0	222	46,000	40,000	23,000	2000.7
			0	19	95,000	54,545	47,500	2000.7
		/	30,049	-	28,000	32,000	3,000	1999
			0	104	28,000	0	28,000	2004.6
			0	1,343	20,000	0	20,000	2004.6
			20,135	-	24,380	30,000	24,380	2000.7
			-	89	15,300	30,000	15,300	2004.6
			-	-	36,300	30,000	-	2004.4
TV			21,514	31,682	17,000	55,000	17,000	2003.2
			-	12	30,000	55,000	30,000	2004.6
TV			7,393	8,030	34,826	33,000	10,000	2001.8
			17,385	18,193	34,826	33,000	6,000	2002.9
			871	9,187	20,000	40,000	20,000	2003.12
TV			25,638	26,629	28,000	36,000	3,023	2001.11
		(2)	1,869	4,010	25,000	33,000	2,000	2003.3
		(3)	2,889	5,266	20,000	33,000	2,000	2003.3
		(2)	30	37	33,000	33,000	8,000	2003.3
		(3)	65	74	28,000	33,000	8,000	2003.3
TV			29,878	28,153	38,000	36,000	3,125	1998.1
		가	4,312	6,545	17,000	0	17,000	2003.5
			1,311	800	34,000	0	10,200	2000.12
TV		TV	6,814	12,510	27,000	30,000	0	2000.7
		TV	19,106	22,187	18,000	30,000	0	2000.7

()

(: 가 /)

SO			가 (03.12)	가 (04.6)			가	
TV			23,170	30,470	17,000	50,000	17,000	2002.12
			0	286	30,000	50,000	30,000	2004.3
TV			232	194	40,700	-	14,652	2002.4
			22,322	29,632	24,000	50,000	24,000	2002.12
			0	876	31,500	50,000	31,500	2004.1
		CM	250	160	22,680	0	-	2003.12
		CM	18,100	18,548	-	-	-	1999.1
		VDSL	682	994	19,800	-	19,800	2003.1
		CM	598	2,529	19,800	-	19,800	2003.1
			11,850	10,675	34,000	40,000	1,120	1999.1
			8,971	10,467	28,000	40,000	920	2001.7
			14,677	14,585	33,000	-	947	1998.11
TV			0	4,500	16,800	0	5,880	2004.6
			2,200	2,233	25,200	0	8,820	2003.2
			3,500	3,300	25,200	0	10,080	1999.1
TV			8,460	7,228	35,000	39,000	-	1998.1
			1,503	7,701	17,000	40,000	17,000	2003.10
			0	2,084	21,000	40,000	21,000	2003.10
			0	260	28,000	30,000	11,000	2004.1
TV			0	1,370	28,000	30,000	11,000	2004.5
			107	2,604	17,000	40,000	17,000	2003.10
			0	491	21,000	40,000	21,000	2003.10
			11,246	11,852	28,000	30,000	2,600	-
			0	263	28,000	40,000	11,000	2004.1
			5,250	5,230	35,200	44,000	35,200	2000.10
			8,816	8,565	-	-	3,100	2001.1
			-	73	-	-	9,800	2004.3
TV			18,024	17,779	-	-	-	-

()

(: 가 /)

SO			가 (03.12)	가 (04.6)			가	
TV			0	147	27,000	30,000	27,000	2004.2
			0	1,432	25,200	30,000	0	2004.2
			736	844	23,100	0	23,100	-
		VIP	465	494	30,800	0	30,800	-
			712	372	38,500	0	38,500	-
		가	0	306	23,100	0	23,100	-
			0	126	23,100	0	23,100	-
			0	501	19,800	0	19,800	-
TV			17,368	17,787	-	40,000	-	1998.1
TV			587	721	28,900	30,000	11,560	1999.11
			283	229	34,000	30,000	13,600	1999.11
		ADSL	288	293	28,000	30,000	11,200	1999.11
		ADSL	15	12	38,000	30,000	15,200	1999.11
			23,468	23,784	28,000	30,000	6,447	1998.11
TV			239	302	28,900	30,000	11,560	1999.11
			54	48	34,000	30,000	13,600	1999.11
		ADSL	157	163	28,000	30,000	11,200	1999.11
		ADSL	10	9	38,000	30,000	15,200	1999.11
TV			15,216	17,414	25,200	30,000	3,100	2001.5
			13,824	12,399	28,900	30,000	3,555	2001.5
		32,300			30,000	3,973	1998.11	
			3,900	3,752	30,600	33,000	15,300	2000.1
			23,452	29,791	25,200	33,000	12,600	2000.1
			8,500	5,262	25,200	33,000	12,600	2000.1
			8,165	8,662	28,000	30,000	2,586	2000.5
TV			752	913	28,900	30,000	11,560	1999.11
			532	413	34,000	30,000	13,600	1999.11
		ADSL	100	87	28,000	30,000	11,200	1999.11
		ADSL	3	2	38,000	30,000	15,200	1999.11

()

(: 가 /)

SO			가 (03.12)	가 (04.6)			가	
			98	87	35,000	0	35,000	2002.9
		1	498	741	29,500	0	29,500	2002.9
		2	4,554	4,171	24,500	0	24,500	2002.9
		3	12,851	17,437	20,000	0	20,000	2002.9
			32	21	41,000	0	41,000	2002.9
		1	240	327	34,500	0	34,500	2002.9
		2	1,290	1,295	29,500	0	29,500	2002.9
		3	6,721	8,860	24,000	0	24,000	2002.9
			719	8,315	22,500	4,000	22,500	-
			113	621	28,000	4,000	28,000	-
			0	1,068	30,000	4,000	30,000	-
			9,700	12,500	27,000	40,000	27,000	2002.7
			18,100	25,000	23,000	40,000	23,000	2002.7
		V	10,346	8,821	34,000	30,000	5,100	1999.6
		V	23,013	28,408	28,000	30,000	4,200	1999.6
			5,540	2,955	28,000	30,000	4,200	1999.6
			2,143	2,222	28,000	40,000	11,200	1999
			83	88	34,000	40,000	13,600	1999
			40,333	43,173	28,000	40,000	4,200	1999.8
			1,458	1,482	28,000	40,000	11,200	1999
			55	58	34,000	40,000	13,600	1999
			9,202	8,670	34,000	30,000	3,740	1999.02
			24,311	26,945	28,000	30,000	3,080	1999.02
			454	392	46,000	30,000	5,060	1999.02
			3,064	1,786	28,000	30,000	3,080	1999.02

()

(: 가 /)

SO			가 (03.12)	가 (04.6)			가	
			289	147	95000/ 3	30,000	10,450	1999.02
		NFP-Pro	4	5	34,000	30,000	3,740	2002.12
		NFP-Lite	217	189	28,000	30,000	3,080	-
		VDSL-Lite	0	1,229	28,000	30,000	3,080	2004.5
			19	11	25,110	30,000	2,761	2002.12
		any-way	198	242	38,000	30,000	4,180	2002.2
		any-way NFP	-	2	38,000	30,000	4,180	2002.12
		()	0	4,339	-	-	-	2004.1
			1,267	605	15000/ 1	60,000	1,650	2001.11
TV			0	4,243	18,900	40,000	18,900	2004.3
			0	5,779	18,900	40,000	18,900	2004.3
		가	0	2	24,900	40,000	24,900	2004.6
		가	0	218	22,900	40,000	22,900	2004.6
			418	353	27,200	30,000	6,800	2003.12
			2,235	1,865	25,200	30,000	8,820	2003.12
			10,246	11,566	28,200	33,000	9,870	2001.2
			476	275	28,200	33,000	9,870	2001.2
TV			4,745	4,232	28,900	30,000	18,900	2003.5
			280	230	64,000	30,000	22,950	2003.5
			56	52	46,000	30,000	31,050	2003.5
			0	0		0	0	2003.5
			3,617	2,793	28,000	30,000	10,080	2000.6
			2,130	1,429	34,000	30,000	12,240	2000.6
			34	1	36,000	30,000	12,960	2000.6
			0	10		0	0	2000.6

()

(: 가 /)

SO			가 (03.12)	가 (04.6)			가	
TV			14	4,029	24,560	30,000	24,560	2003.12
			50	2,733	28,680	30,000	28,680	2003.12
			47	549	39,000	30,000	39,000	2003.12
		VDSL	0	199	0	30,000	0	2003.12
			0	31	40,000	30,000	40,000	2003.12
			0	66			0	2003.12
TV			8,257	6,228	28,900	30,000	18,900	2000.5
			382	354	64,000	30,000	22,950	2000.5
			80	52	46,000	30,000	31,050	2000.5
			36	30	0	0	0	2000.5
			0	4,800	24,560	30,000	24,560	2004.1
			0	2,574	28,680	30,000	28,680	2004.1
			0	658	39,000	30,000	39,000	2004.1
		VDSL	0	638	39,000	30,000	39,000	2004.1
			0	40	40,000	30,000	40,000	2004.1
			0	184				2004.1
			16,631	27,624	13,000	60,000	13,000	2002.7
			186	309	30,000	60,000	30,000	2002.7
TV		PRO	15,192	20,296	27,680	36,000	27,680	2002.5
		LITE	16,331	25,758	23,560	36,000	23,560	2002.5
		VDSL	337	448	23,560	36,000	23,560	2002.5
			952	1,691	-	36,000	-	2002.5
		Pro	23,494	19,905	32,000	45,454	32,000	2001.1
		Lite	10,580	9,398	27,000	45,454	27,000	2001.1
		VDSL	248	287	32,000	45,454	32,000	2001.1
			305	256	-	-	-	2001.1
		IP 가	45	43	-	-	-	2001.1
			20,504	32,108	30,000	45,454	-	2001.1
			57,656	70,843	17,000	40,000	17,000	2002.5
			24,600	30,214	21,000	40,000	21,000	2002.5
		VDSL	3,161	3,786	21,000	40,000	21,000	2002.5
			44,584	40,216	25,000	30,000	8,487	1997.12

()

(: 가 /)

SO			가 (03.12)	가 (04.6)			가	
TV			4,748	8,647	37,000	40,000	37,000	2003.3
			2,525	2,389	38,000	40,000	0	2000.3
TV			3,304	4,290	21,000	50,000	21,000	2004.1
			0	69	29,000	50,000	29,000	2004.1
			440	352	38,000	0	3,800	2002.7
			440	352	34,000	0	3,400	2002.7
			440	352	28,000	0	2,800	2002.7
TV			4,217	4,856	25,000	0	-	2001.8
			14,906	30,274	17,000	40,000	17,000	2003.1
			4,909	3,615	22,400	40,000	8,288	2003.1
			2,535	5,502	17,000	40,000	6,000	2003.1
			6,699	10,665	17,000	40,000	5,440	2003.1
			535	596	21,900	0	9,950	2003.10
			49	52	25,810	0	11,905	2003.10
			6,631	5,435	33,220	0	14,949	2000.1
			2,291	2,742	27,940	0	12,573	2003.3
		가 2	3,056	2,490	24,640	0	11,088	2000.1
			250	377	21,120	0	9,504	2003.4
		VDSL	486	462	27,940	0	12,573	2003.4
			0	535	29,700	0	0	2004.4
			0	520	24,200	0	0	2004.4
TV			5,020	5,080	28,000	36,000	9,240	2001.04
			3,070	3,120	34,000	36,000	11,220	2001.04
			1,055	2,657	30,000	40,000	30,000	2003.06
			2,477	2,514	25,000	0	25,000	1999.1
			2,528	2,585	15,000	0	15,000	1999.1
		-	610	618	25,000	0	25,000	1999.1

()

(: 가 /)

SO			가 (03.12)	가 (04.6)			가	
		-	4,259	4,337	19,000	0	19,000	1999.1
			0	410	25,000	0	25,000	2004.1
			0	1,060	15,000	0	15,000	2004.1
		V-	0	172	25,000	0	25,000	2004.1
		V-	0	106	19,000	0	19,000	2004.1
		S-	0	205	35,000	0	35,000	2004.1
		S-	0	2,279	24,000	0	24,000	2004.1
TV			0	5,013	17,000	40,000	17,000	2004.01
		ADSL	180	456	34,000	30,000	11,900	2002.1
			735	495	34,000	30,000	11,900	2002.1
			416	52	28,000	30,000	9,800	2002.1
		V-PRO	0	232	34,000	30,000	11,900	2004.1
		V-LITE	0	2,659	28,000	30,000	9,800	2004.1
		Pro	4,574	4,396	36,960	33,000	18,480	2000.1
		Lite	15,120	16,451	31,020	33,000	15,510	2000.1
			5,219	3,817	27,720	33,000	13,860	2000.1
		Family	400	342	48,840	33,000	24,420	2000.1
		V-Lite	0	872	27,720	33,000	13,860	2000.1
		AnyWany Home Pro	55	59	30,600	33,000	15,300	2002.7
		AnyWany Home Lan	1	1	25,200	33,000	12,600	2002.7
			6	6	23,529	33,000	11,765	2002.5
		NFP	18	25	36,960	33,000	18,480	2002.12
		VDSL	630	1,536	5,000	33,000	2,251	2003.2
TV			799	1,164	23,160	36,364	23,160	2001
			1,797	3,661	18,950	36,364	18,950	2001
			35	191	23,000	36,364	23,000	2001
TV			142	241	31,580	36,364	31,580	2001
			3,189	4,295	23,160	36,364	23,160	2001
			4,463	7,683	18,950	36,364	18,950	2001
			583	1,404	23,000	36,364	23,000	2001

()

(: 가 /)

SO			가 (03.12)	가 (04.6)			가		
TV			1,837	217	27,160	30,000	4,074	2004.4	
			2,887	666	27,160	30,000	4,074	2004.4	
			1,212	5	32,980	30,000	4,947	2000.4	
			0	858	28,000	30,000	9,660	2004.4	
			0	997	34,000	30,000	11,730	2004.4	
			0	88	36,100	30,000	12,454	2004.4	
TV	Home Lan	Pro	701	783	36,300	0	18,150	2002.7	
		Pro	1,252	1,373	48,400	0	24,200	2002.7	
		Lite	2,670	2,702	41,800	0	20,900	2002.7	
			4,549	4,555	28,000	0	14,000	2000.5	
TV			2,361	2,074	5,000	30,000	2,500	2000.9	
			225	194	29,876	30,000	14,938	2000.9	
		VDSL	271	235	36,850	30,000	18,425	2000.9	
	CM Lite	CM Lite	1,012	998	34,830	30,000	12,190	2000.6	
		CM Pro	728	577	41,230	0	14,430	2000.6	
		ADSL	47	46	34,830	0	12,190	2000.6	
TV			695	715	34,210	0	17,105	2003.4	
			95	130	40,480	0	20,240	2003.4	
		VDSL	60	69	34,210	0	17,105	2003.4	
			610	610	33,000	0	13,200	2003.4	
			105	127	32,900	0	11,515	2003.4	
			290	313	28,033	0	9,811	2003.4	
			8	10	44,620	0	15,617	2003.4	
			50	58	27,160	0	9,506	2003.4	
		ADSL-Lite	10	13	27,160	0	9,506	2003.4	
				65	70	32,980	0	11,543	2003.4
				650	710	27,160	0	9,506	2003.4
				580	620	27,160	0	9,506	2003.4
				9,516	8,333	28,000	27,000	9,660	2000.1
				7,648	13,453	19,000	30,000	19,000	2002.7

()

(: 가 /)

SO			가 (03.12)	가 (04.6)			가	
TV			119	739	28,000	30,000	9,800	2003.7
			28	70	36,000	30,000	12,600	2003.7
			3,424	3,179	28,000	30,000	8,764	2000.6
			110	90	36,000	30,000	11,268	2000.6
TV			5,597	5,474	40,700	0	2,830	2001.3
TV			147	573	31,020	33,000	0	2003.9
			0	0	36,960	33,000	0	-
			3,922	4,806	31,020	33,000	-	1999.7
			1,610	1,509	27,720	33,000	-	1999.7
TV			2,460	2,686	28,000	36,000	3,640	2001.8
			245	291	34,000	36,000	4,420	2001.8
			196	221	38,000	36,000	4,940	2001.8
TV			875	902	24,948	0	7,484	2001.3
TV			17,282	17,378	31020~ 4730	33,000	-	1998.12
TV			25,000	23,000	40,620	30,000	20,310	-
			25,000	23,000	42,710	30,000	21,355	-
			25,000	23,000	43,540	30,000	21,773	-
			25,000	23,000	44,800	30,000	22,400	-
			10,000	9,000	22,400	30,000	11,200	-
			10,000	9,000	25,200	30,000	12,600	-
			10,000	9,000	26,000	30,000	13,000	-
			10,000	9,000	27,360	30,000	13,680	-
			3,000	7,000	18,000	30,000	18,000	2003.9
TV			13,315	14,480	25,200	36,000	756	2001.6
			3,455	4,145	32,000	30,000	16,000	1999.11
			2,764	2,072	26,000	30,000	13,000	1999.11
		HDSL	691	690	26,000	30,000	13,000	1999.11
		C.M	3,572	3,628	25,000	30,000	18,000	2000.4
			19,775	20,100	30,700	33,000	4,605	2000.7

()

(: 가 /)

SO			가 (03.12)	가 (04.6)			가	
TV			13,184	18,242	28,500	33,000	4,275	2000.7
			6,898	4,706	34,000	30,000	8,160	1999.9
			7,957	6,526	34,000	30,000	6,800	2000.6
		가	5,357	13,528	27,000	50,000	27,000	2003.10
		가	280	1,306	31,500	50,000	31,500	2003.10
			2,385	1,416	34,000	50,000	17,000	2003.9
			24,545	25,978	28,000	30,000	2,767	1999.9
					34,000	30,000	2,767	1999.9
			645	515	28,900	30,000	9,212	1999.8
					34,000	30,000	9,212	1999.8
가		CM	3,721	2,933	19,200	30,000	8,256	2000.4
		DSL	1,574	1,248	19,200	20,000	8,256	2000.4
		CM	1,862	1,655	25,200	30,000	5,002	2000.6
		DSL	2,114	1,953	25,200	30,000	5,002	2002.6
		CM	1,877	4,678	19,000	40,000	19,000	2003.6
		DSL	47	334	19,000	40,000	19,000	2003.6
			14,709	16,071	28,000	30,000	2,707	2000.4
					34,000	30,000	2,707	2000.4
			337	279	28,900	30,000	8,236	2003.6
					34,000	30,000	8,236	2003.6
			3,462	3,447	28,000	30,000	11,415	2003.1
					34,000	30,000	11,415	2003.1
			2,208	2,321	27,000	40,000	27,000	2000.1
					32,000	40,000	32,000	2000.1
TV			9,696	11,283	31,020	39,600	-	1999.11
			10,725	11,900	31,020	33,000	-	2001.1

(2)

(: 가 /)

				가			가
			CMpro	8,250	28,900	40,000	10,115
			CMpro	5,900	28,900	40,000	11,560
			vdsl	20	28,000		11,560
			adsl	45	28,000		11,560
TV			CM	616	28,000	0	11,200
			CM	294	34,000	0	13,600
			CM	216	46,000	0	18,400
				610	28,000	0	12,600
				600	34,000	40,000	11,900
				3,900	28,000	40,000	9,800
				950	27,200		12,240
				1,900	34,770	40,000	10,431
				0	27,200	0	0
				0	22,400	0	0
				0	22,400	0	0
				88	19,200	0	19,200
				147	22,400	0	10,080
				360	28,000	30,000	28,000
			2		23,000	30,000	23,000
				374	19,200	0	19,200
				0	27,200	0	0
				0	22,400	0	0
				0	22,400	0	0
				1,050	25,000	30,000	
(,)				1,598	31,020	33,000	32,000
		YBN		90	30,000	0	150,000

()

(: 가 /)

				가			가
				93	19,800	0	0
				435	34,000	30,000	17,000
				765	28,000	30,000	14,000
				100	28,000	30,000	14,000
				7,000	27,500	0	27,500
				2,700	22,500	0	22,500
				310	30,000	0	0
				670	25,000	0	12,500
					28,900	30,000	
					25,200	30,000	
					32,300	30,000	
				700	0	0	
				800	7,000	30,000	700
				8	36,000	0	10,000
		SK		1,161	33,000	40,000	3,289,840
		SK		0	28,600	40,000	0
				4,500	33,000	0	33,000
			vdsl	450	24,200	0	24,200
				300	24,200	0	24,200
				1,100	28,000	0	28,000
			VDSL	800	25,000	0	25,000
				10	31,060		6,000
TV				801	25,000	33,000	25,000
				2,000	23,000	0	23,000
					35,000	0	35,000
				944	0	0	11,000

()

(: 가 /)

				가			가
			HFC	18,421	2,500	39,000	
가			V	1,281	31,000	30,000	19,000
			PRO	4,120	34,000	30,000	17,000
			LIFE	4,120	28,000	30,000	14,000
			CABLE PRO	20,480	39,000	30,000	0
			VDSL	20,480	33,000	30,000	0
			HOME-LAN	20,480	33,000	30,000	0
				1,200	16,000	30,000	16,000
				1,100	26,000		26,000
				1,200	25,000	0	25,000
			1	0	32,000	0	0
			2	0	29,000	0	0
			3	0	25,000	0	0
				0	34,000	30,000	34,000
				0	29,000	30,000	29,000
				30	27,000	30,000	27,000
				1,748	28,200	40,000	10,080
				300	19,000	0	19,000
				507	28,500	33,000	9,690
				533	22,000	40,000	9,944
TCN				1,429	25,200	66,000	0
				4,004	20,000	44,000	20,000
				5,500	22,680	0	7,938
				1,100	31,020	0	15,000

4.

가. 가 SO/RO 가

	2003. 9	2003. 12	2004. 3	2004. 6	2004. 6	2004. 6	2004. 6
	841,465	1,053,895	1,180,584	1,297,214	11,724,055	1,179,052	14,200,321
	137,171	177,323	201,023	221,510	2,465,695	90,738	2,777,943
	22,016	28,032	31,218	34,550	1,087,924	141,732	1,264,206
	58,123	72,058	80,165	89,836	549,821	5,625	645,282
	15,416	22,673	25,842	28,015	659,798	6,974	694,787
	8,105	10,905	12,198	13,200	438,769	290	452,259
	10,671	14,220	16,653	18,907	374,595	53,981	447,483
	6,687	8,192	9,261	10,228	354,555	10,897	375,680
	220,071	272,040	304,253	339,011	2,500,356	247,061	3,086,428
	52,022	61,539	67,085	72,570	289,831	16,864	379,265
	65,838	77,539	85,532	91,602	429,098	43,593	564,293
	28,095	35,040	39,270	42,800	344,697	50,052	437,549
	52,933	65,250	73,722	81,523	679,974	231,576	993,073
	50,965	61,144	68,048	72,984	613,267	122,603	808,854
	60,767	76,738	84,035	89,675	450,122	108,678	648,475
	41,925	57,466	66,516	73,488	345,656	4,888	424,032
	10,660	13,736	15,763	17,315	139,897	43,500	200,712

	(+..+)									()		
			PP			PPV	가					
	169	5	78	3	1	14	1	60	162	6	1	0
(%)	100	3.0	46.2	1.8	0.6	8.3	0.6	35.5	95.9	3.6	0.6	0.0

가

(1) 가

	가 가		
	2003 12	2004 3	2004 6
	543,711	616,439	689,515
	315,318	362,710	402,369
	14,831	16,112	17,636
	1,943	2,066	2,204
	178,092	183,257	185,490
	1,053,895	1,180,584	1,297,214

(2) 가

		가			
		2003.09.30.	2003.12.31.	2004.3.31	2004.06.30
SkyOn		249,391	301,839	319,119	329,446
SkyOn	Times&Sports	39,435	44,814	48,549	52,695
	Kids&Mom	17,972	19,878	20,603	20,676
	TS+KM	4,811	5,346	5,804	6,273
	SkyMovie+	45,422	49,571	49,286	47,822
	SM+TS	9,596	10,809	12,006	13,023
	SM+KM	4,688	4,927	4,906	4,756
SkyFamily		475,196	619,571	605,370	582,051
		699	1,247	2,704	3,591
SkyOnPlus		-	-	31,593	66,665
SkyOn+	Times&Sports	-	-	3,753	9,856
	Kids&Mom	-	-	1,437	3,148
	TS+KM	-	-	158	476
	SkyMovie+	-	-	2,588	5,625
	SM+TS	-	-	341	1,021
	SM+KM	-	-	100	278
SkyFamilyPlus		-	-	70,594	152,075
		850,800	1,137,102	1,266,715	1,400,225
	()	56,824	112,060	91,059	117,762
		39,144	46,238	55,176	68,720
		28,334	33,004	47,945	52,309
		5,714	4,524	4,524	4,877
		12,693	6,819	14,257	12,384
		142,709	202,645	212,961	256,052

TS: Times&Sports, KM: Kids&Mom, SM: SkyMovie+
 SOPlus: SkyOn + (2004 3 ,)

		2003.09.30.	2003.12.31.	2004.3.31	2004.06.30
ProSound		1,379	1,528	1,773	2,117
BizOn		1,599	55,130	61,145	71,229
BizOn+BizPlus		612	22,442	24,886	27,402
()		13,841	16,154	16,617	17,675
()		6,778	9,598	11,602	14,475
()		2,646	4,560	7,204	11,287

가

Sky Family+(20,000 /) 121 (80ch 40ch/SkyTouch 20)	
: 29	
<p>Sky Movie+(14,000원/월) 비디오 51ch 오디오 10ch/Skytouch 10ch</p>	<p>Times&Sports (3,000원/월) 14개 채널 한국경제TV CNN 히스토리채널 내셔널지오그래픽 코리아 부동산 TV NHK WORLD Premium CCTV SBS 위성스포츠 SBS 위성골프 KBS SKY Sports 스피드레저채널 STAR Sports 한방건강TV ChinaTV</p>
<p>Sky On+ (10,000원/월) 비디오 41ch 오디오 10ch Skytouch 10ch</p>	<p>Kids&Mom (3,000원/월) 15개 채널 The Disney Channel, 애니원TV Nickelodeon, JEI스스로방송 M6TV, 푸드채널, OnStyle KMTV, MBC게임, WAVE TV 채널V코리아, 게임TV English TV, 카툰네트워크, ETN</p>
<p>비디오 채널 : 무비플러스, OCN, MBC-ESPN, 역행레저TV, FTV, 농수산쇼핑, 현대홈쇼핑, LG홈쇼핑, CJ홈쇼핑, 우리홈쇼핑, KBS SKY Drama, MBC 드라마넷, SBS 드라마플러스, 동아TV, KTV, RTV, ABS농어먼방송, Animal Planet, 국제방송, Q채널, MBN, YTN, OUN, EBS, 코미디TV, 어린이TV, EBS플러스1, EBS플러스2, EDU1, EDU2, 아리랑TV, KBS Korea, 불교TV, CBS TV, SKY-영화, SkyPlus100, KBS2, KBS1, HEALTH SKY TV, Sky 바둑, m.net</p> <p>SkyTouch : (쌍방향 수신기부터 제공) 초력타이클, 도전 골든벨, 동스네이크, 팡팡, 바둑사관, 동물사냥관, 오리사냥, 외환팡팡, KidTV, TV필터북, 스카이워드, TV운세, TVSTOCK, 부동산파트너, 오늘의 정보, TV잡코리아, 헬레크리프트 트레이닝, 콩야야놀자, ENG HEXA 등 총 20개 이상.</p> <p>오디오 채널 : Satio 5개 채널, Music Station KISS 5개 채널</p>	<p>엠펙스 MGM Plus MGM CINEBON XTM 씨네포에버 TCM&클래식무비 ABO cinemaTV CNTV</p>
<p>Sky Sound 디지털오디오(4,000원/월) Satio 15개 채널 Music Station KISS 15개 채널</p>	

Sky Premium()							
Sky Choice 영화 14채널 (연당1,000원)	캐치온캐치 온 플러스 2채널 (7,800원)	Sky수능 2채널 (8,500원)	Kids 특특 2채널 (5,000원)	SkyHD 1채널 (1,6000원)	스카이스TV 1채널 (7,500원)	미드나잇채널 1채널 (5,000원)	Sky Sound 오디오 30채널 (5,000원/월)
Eiz-Plus 비디오 29개, 오디오 40개 5,000원		Eiz-On 비디오 15개 오디오 40개 3,000원		Premium Movie Catch On, Catch On Plus 스카이스,미드나잇채널, 4개		Pro Sound 오디오 60개 채널 18,000원	

< (PP) (SO) (Skylife) >

SO(119)

- 국립영상간행물제작소(KTV), 국제방송교류재단(아리랑TV), 평화방송(평화방송TV), 불교텔레비전(불교TV), SBS골프채널(SBSGOLF), SBS드라마플러스(SBS드라마플러스), SBS스포츠채널(SBSPORTS), 엠비씨이에스에스스포츠(MBC ESPN), 대교네트워크(어린이TV), 매일경제티브이(MBN CNBC), 바둑텔레비전(바둑TV), 홈쇼핑채널(CJ홈쇼핑, LG홈쇼핑, 우리홈쇼핑, 농수산홈쇼핑, 현대홈쇼핑), 오리온시네마네트워크(OCN, SUPER ACTION), 온게임네트워크(ongamenet), 몬미디어(투니버스), 와이티엔(XTN), 한국교육방송공사(EBS 플러스 1,2), 한국방송통신대학교(방송대학TV) : 총 22개사

- 건강위성방송(HEALTH TV), 대한위성방송(DNC-TV), 미디어랩(MeTV), 시네몬티비(CINEON), 씨넥서스(씨네포에버), 스카이젬티브이(GameTV), 씨에스TV(TCM&클래식무비), 아이비세터컴(스피드레저), 에듀티브이(EDU1,2), 에이비에스농어민방송(ABS농어민방송), 엠지엠스펙트럼(MGM, MGM플러스), 웨이브티브이(WAVETV), 재능교육(EnglishTV), 케이엠홀딩스(엠플렉스, 미드나잇채널), 투윌미디어(SKY바둑), 현인 위성방송(한방건강TV), 한국디지털오디오방송(SATIO), 디티브플러스(증권데이타방송), 겐채널(겐영어), 씨네21(하이씨네21), 델리커뮤니케이션(TV델리커), 보라콘(게임숲), 아카넷티브이(스카이웨더), 알티캐스트(오늘의 문제), 에어코드(키드아이TV), 와이앤피어시스턴스(부동산파트너), 잡코리아(TV잡코리아), 젠터닷컴(티콘채널) : 총 27개사

SO ()

		SO			TV						TV												TV		TV		TV		TV			
		10	X	X	X	X	X	X	X	X	X	X	X	X	X	X	X	X	X	X	X	X	X	X	X	X	X	X	X			
	TV	13	X	X	X	X	X	X	X	X	X	X	X	0	0	X	0	X	X	X	X	0	X	X	X	X	X	X	X			
	e	97	0	0	0	0	0	0	0	0	0	0	0	0	0	0	0	0	0	0	0	0	X	0	X	0	X	0	0	0		
	ETN	90	0	0	0	0	X	0	0	X	0	0	0	0	0	0	0	0	0	0	0	0	0	0	0	0	X	X	0	0	0	
	TV	41	X	0	X	0	X	X	0	0	0	X	X	X	0	0	0	0	X	0	X	X	X	0	0	X	X	0	X	0	X	
	TV가	32	X	X	X	X	0	0	X	X	X	0	0	X	X	X	0	X	0	0	X	X	X	0	X	X	X	X	X	X	0	
	JEI	117	0	0	0	0	0	0	0	0	0	0	0	0	0	0	0	0	0	0	0	0	0	0	0	0	0	0	0	0	0	
		4	X	X	X	0	X	X	0	X	X	X	X	X	X	X	X	X	X	X	X	X	X	X	X	X	X	X	X	X	X	
	GTV	65	0	0	0	0	X	X	0	X	X	0	X	0	0	0	0	X	0	X	X	X	0	0	0	0	0	0	X	0	0	
		6	X	X	X	X	X	X	X	X	X	X	X	X	X	X	X	X	X	X	X	X	X	X	X	X	X	X	X	X	X	
	KBS SKY Sports	117	0	0	0	0	0	0	0	0	0	0	0	0	0	0	0	0	0	0	0	0	0	0	0	0	0	0	0	0	0	
	KBS SKY Drama	113	0	0	0	0	0	0	0	0	0	0	0	0	0	0	0	0	0	0	0	0	0	0	0	0	0	0	0	0	0	
	Qwiny	84	X	0	0	0	0	0	0	0	0	0	0	0	0	0	0	0	0	0	X	0	0	0	0	0	0	0	0	0	0	
	CMC-TV	15	X	X	X	X	X	X	X	X	X	X	X	X	X	X	X	X	X	X	X	X	0	X	X	X	X	X	X	X	X	
	CTV(China TV)	56	X	0	X	X	X	0	0	0	X	X	X	0	0	X	0	0	X	X	X	X	X	0	X	X	X	X	X	X	X	
	TV	115	0	0	0	X	0	0	0	0	0	0	0	0	0	0	0	0	0	0	0	0	0	0	0	0	0	X	0	X	0	
	FTV	78	0	0	0	0	0	X	X	X	0	X	X	X	X	X	X	0	X	X	0	X	X	0	0	0	0	X	0	0	X	
		119	0	0	0	0	0	0	0	0	0	0	0	0	0	0	0	0	0	0	0	0	0	0	0	0	0	0	0	0	0	
	FS-TV	36	X	X	X	X	X	0	0	0	X	X	0	0	0	0	0	0	X	X	X	X	0	0	X	X	X	0	X	X	X	
	CH[V]KOREA	35	X	0	X	0	0	0	0	X	X	0	0	0	0	0	0	0	X	0	0	X	X	0	X	X	X	X	X	X	X	0
	KIDS-TV	1	X	X	X	X	X	X	X	X	X	X	X	X	X	X	X	X	X	X	X	X	X	X	X	X	X	X	X	X	X	X
	HCB-TV	44	X	X	X	0	X	X	X	X	0	X	X	X	X	X	X	0	X	X	X	0	X	X	X	X	X	X	X	X	0	X
	TV	6	X	X	X	X	X	X	X	X	X	X	X	X	X	X	X	X	X	X	X	X	X	X	X	X	X	X	X	X	X	X
		119	0	0	0	0	0	0	0	0	0	0	0	0	0	0	0	0	0	0	0	0	0	0	0	0	0	0	0	0	0	0
	가	31	X	X	X	X	X	0	X	X	X	X	X	0	0	0	X	X	X	X	0	X	X	X	X	X	X	X	X	0	X	
	Q	104	0	X	0	X	0	0	0	0	0	0	0	0	0	0	0	0	0	0	0	0	0	0	0	0	0	0	0	0	X	0
		72	0	0	0	0	X	0	0	0	0	0	0	0	0	0	0	0	X	0	X	0	X	0	0	0	0	0	0	0	X	0
	KCN	41	X	X	X	X	X	X	X	X	X	X	X	X	X	X	X	0	X	0	X	X	X	X	X	X	0	X	X	X	X	
	haoTV	43	0	X	0	0	X	X	X	X	X	X	X	X	X	X	X	X	X	0	0	0	0	X	0	0	X	0	X	0	X	
	TV	43	0	0	0	0	X	X	0	X	X	X	X	0	0	X	0	0	X	0	0	X	X	X	X	X	0	X	0	X		
	EBS 1	119	0	0	0	0	0	0	0	0	0	0	0	0	0	0	0	0	0	0	0	0	0	0	0	0	0	0	0	0	0	
	EBS 2	119	0	0	0	0	0	0	0	0	0	0	0	0	0	0	0	0	0	0	0	0	0	0	0	0	0	0	0	0	0	
	KBS KOREA	36	X	X	X	0	X	X	0	0	X	X	0	X	0	X	0	X	X	0	X	X	X	X	X	X	0	X	X	0	0	
	OJN	119	0	0	0	0	0	0	0	0	0	0	0	0	0	0	0	0	0	0	0	0	0	0	0	0	0	0	0	0	0	
	TV	20	X	X	X	X	X	X	X	0	X	X	X	X	X	X	X	X	X	X	X	X	X	0	X	X	0	X	X	0	0	
	Digital Radio KISS	11	X	X	X	X	0	0	X	X	X	0	0	0	X	X	0	X	X	0	X	X	X	0	X	X	X	X	X	X	X	

SO ()

		X	X	X	X	X	X	X	X	X	X	X	X	X	X	X	X	X	X	X	X	X	X	X	X	X	X	X	X	X	X
		X	X	X	X	X	X	X	X	X	X	X	X	X	X	X	X	X	X	X	X	X	X	X	X	X	X	X	X	X	X
	TV	X	X	X	X	X	X	X	X	X	X	X	X	X	X	X	X	X	X	X	X	X	X	X	X	X	X	X	X	X	
	MCN	X	O	X	X	O	O	O	O	O	O	O	O	O	X	O	O	X	X	X	O	X	O	O	X	X	O	O	O	X	O
	CN GOGO TV	X	X	X	X	X	X	X	X	X	X	X	X	X	X	X	X	X	X	X	X	X	X	X	X	X	X	X	X	X	
	TV	O	O	O	O	O	O	O	O	O	O	O	O	O	O	O	O	O	O	O	O	O	O	O	O	O	O	O	O	O	
	CRTV	X	X	X	X	X	X	X	X	X	X	X	X	X	X	X	X	X	X	X	X	X	X	X	X	X	X	X	X	X	
	BCN	X	X	X	X	X	X	X	X	O	O	O	O	X	X	X	X	O	X	X	X	X	X	X	X	X	X	O	X	X	
	TV	X	O	O	O	O	O	O	O	X	X	O	O	X	O	X	X	X	X	X	O	X	X	X	X	X	X	X	O	O	X
	CTN	X	X	X	X	X	X	X	X	O	O	O	O	O	X	X	X	X	O	X	O	X	X	X	O	X	X	X	X	X	
	MIZ TIME TV	X	X	X	X	X	X	X	X	X	X	X	X	X	X	X	X	X	X	X	X	X	X	X	X	X	X	X	X	X	
	cinemaTV	O	O	O	O	O	O	X	O	O	O	O	O	O	O	O	O	X	O	O	O	O	O	X	X	O	O	O	O	O	
	ABO	X	X	X	X	O	X	X	X	X	X	X	X	X	X	X	X	X	X	X	X	X	X	X	X	X	X	X	X	X	
	DCN	O	X	O	X	O	X	X	X	X	X	X	O	X	X	X	X	X	X	X	X	X	X	O	X	X	X	X	X	X	
	TV	O	O	O	O	O	X	X	X	O	O	O	O	X	X	O	O	O	O	O	O	O	X	O	X	X	O	O	O	O	
	CNTV	X	X	O	X	O	O	O	O	O	X	O	O	O	O	O	O	X	O	X	X	O	X	O	X	X	O	O	X	X	
	CJ	O	O	O	O	O	O	O	O	O	O	O	O	O	O	O	O	O	O	O	O	O	O	O	O	O	O	O	O	O	
	I.NET	X	X	X	X	O	X	O	X	X	X	X	X	O	O	X	X	X	X	X	O	X	X	O	X	X	X	X	O	X	
	PET-CH	X	O	X	X	X	X	X	X	X	X	X	X	X	O	X	X	X	X	X	O	X	X	X	X	X	X	X	X	X	
	Village TV	X	X	X	X	X	X	X	X	X	X	X	X	X	X	X	X	X	X	X	X	X	X	X	X	X	X	X	X	X	
	LG	O	O	O	O	O	O	O	O	O	O	O	O	O	O	O	O	O	O	O	O	O	O	O	O	O	O	O	O	O	
	MBCgame	O	O	O	O	O	O	O	O	O	O	O	O	O	O	O	O	O	O	O	O	O	O	O	O	O	O	O	O	O	
	MBC	O	O	O	O	O	O	O	O	O	O	O	O	O	O	O	O	O	O	O	O	O	O	O	O	X	O	X	O	O	
	MBC MOVIES	O	O	O	O	O	O	O	O	O	O	O	O	X	O	O	O	O	O	O	O	O	O	O	O	O	O	O	X	O	
	OCN	O	O	O	O	O	O	O	O	O	O	O	O	O	O	O	O	O	O	O	O	O	O	O	O	O	O	O	O	O	
	SUPER ACTION	O	O	O	O	O	O	O	O	O	O	O	O	O	O	O	O	O	O	O	O	O	O	O	O	O	O	O	O	O	
	On Style	X	O	X	O	X	O	X	O	O	O	O	O	O	X	X	X	O	O	O	X	O	O	O	O	X	X	O	X	O	
	Catch On(plus)	O	O	O	O	O	O	O	O	O	X	O	O	O	X	O	O	O	O	O	O	O	O	O	X	O	O	O	O	O	
	ongamenet	O	O	O	O	O	O	O	O	O	O	O	O	O	O	O	O	O	O	O	O	O	O	O	O	O	O	O	O	O	
	MTV	X	O	X	O	O	O	X	O	O	O	O	O	O	O	O	O	O	O	O	O	O	O	O	O	O	O	O	O	O	
	YTN	O	O	O	O	O	O	O	O	O	O	O	O	O	O	O	O	O	O	O	O	O	O	O	O	O	O	O	O	O	
	WCN	X	X	X	X	X	X	X	X	X	X	X	X	O	X	X	X	X	X	O	X	X	X	X	X	X	X	X	O	O	
YTN	Comedy TV	X	O	O	O	O	O	O	O	O	O	O	O	X	O	O	X	O	O	O	O	O	O	O	O	O	O	O	O	X	
	MOVIEPLUS	X	X	O	X	X	X	X	X	X	X	X	X	X	O	O	X	O	O	X	X	O	X	X	X	O	O	X	X	X	
	TV	O	O	X	X	X	X	X	X	X	X	X	X	X	O	O	X	X	O	X	O	X	X	X	X	O	O	O	X	X	

SO ()

		TV										TV									가											
		X	X	X	X	X	X	X	X	X	X	X	X	X	X	X	X	X	X	X	X	X	X	X	X	X	X	X	X	O		
		X	X	X	X	X	X	X	X	X	X	X	X	O	X	X	X	X	X	X	X	X	X	X	X	X	X	X	X	X		
	TV	O	X	X	X	X	X	X	X	O	O	O	O	O	X	O	O	O	X	X	O	X	X	X	X	O	O	O	X	X	X	
	MCN	X	X	X	X	O	O	O	X	O	O	X	X	X	O	X	X	O	X	X	O	X	X	O	O	X	X	O	X	O	X	X
	CN GOGO TV	X	X	X	X	X	X	X	X	X	X	X	X	X	X	X	X	X	X	X	X	X	X	X	X	X	X	X	X	X	X	
	TV	O	O	O	O	O	O	O	O	O	O	O	O	O	O	O	O	O	O	O	O	O	O	O	O	O	O	O	O	O	O	
	CRTV	X	X	X	X	X	X	X	X	X	X	X	X	X	X	X	X	X	X	X	X	X	X	X	X	X	X	X	X	X	X	
	BCN	X	X	X	X	X	X	X	O	X	X	X	X	X	X	X	X	X	O	X	O	X	X	O	X	X	O	X	X	X	X	
	TV	X	O	X	X	X	X	X	X	O	O	X	X	X	O	O	X	O	O	X	X	O	O	O	X	X	X	O	X	O	X	X
	CTN	X	X	O	O	X	X	O	X	X	X	X	X	X	X	X	X	X	X	X	X	X	X	X	O	X	O	X	X	X	X	
	MIZ TIME TV	X	X	X	X	X	X	X	X	X	X	X	X	X	X	X	X	X	O	X	X	X	X	X	X	X	X	X	X	X	X	
	cinemaTV	O	X	O	O	O	O	O	X	O	X	O	O	O	O	O	O	O	X	X	O	O	O	O	O	X	O	X	O	O	O	
	ABO	O	X	X	X	X	X	X	X	O	X	X	X	X	X	X	X	X	O	O	X	X	X	O	X	X	X	X	X	X	O	
	DCN	X	X	X	X	X	X	X	X	O	X	X	X	X	O	X	X	X	X	O	O	X	O	X	X	X	X	X	X	X	X	
	TV	O	X	X	X	O	O	X	O	O	X	O	O	O	X	O	X	X	X	X	O	O	X	X	X	O	O	X	O	O	O	
	CNTV	O	O	O	O	O	X	O	O	O	O	O	O	O	O	X	O	X	O	X	X	O	O	O	X	O	X	X	X	O	X	O
	CJ	O	O	O	O	O	O	O	O	O	O	O	O	O	O	O	O	O	O	O	O	O	O	O	O	O	O	O	O	O	O	
	I.NET	O	X	X	X	O	O	X	X	O	O	O	X	X	X	O	X	O	X	X	O	X	X	O	X	O	X	X	X	X	X	
	PET-CH	X	X	O	O	X	X	X	X	X	X	X	X	X	O	X	X	X	X	X	X	X	X	X	X	O	O	O	X	X	X	
	Village TV	X	O	X	X	X	X	X	X	O	X	X	X	X	X	X	X	X	X	X	X	X	X	X	X	X	X	X	X	X	X	
	LG	O	O	O	O	O	O	O	O	O	O	O	O	O	O	O	O	O	O	O	O	O	O	O	O	O	O	O	O	O	O	
	MBCgame	O	O	O	O	O	O	O	O	O	O	O	O	O	O	O	O	X	O	O	O	O	O	X	O	O	O	O	O	O	O	
	MBC	O	O	O	O	O	O	O	O	O	X	O	O	O	O	O	O	O	O	O	O	O	O	O	O	O	O	O	O	O	O	
	MBC MOVIES	O	O	O	O	O	O	O	O	O	O	O	O	O	O	O	O	O	O	O	O	O	O	O	O	X	O	X	O	X	X	X
	OCN	O	O	O	O	O	O	O	O	O	O	O	O	O	O	O	O	O	O	O	O	O	O	O	O	O	O	O	O	O	O	
	SUPER ACTION	O	O	O	O	O	O	O	O	O	O	O	O	O	O	O	O	O	O	O	O	O	O	O	O	O	O	O	O	O	O	X
	On Style	O	X	X	X	O	O	O	X	X	O	O	O	O	O	O	O	O	O	X	X	X	O	X	X	X	O	X	X	X	O	
	Catch On(plus)	O	O	O	O	O	O	O	O	O	X	O	X	O	O	O	O	O	O	X	O	O	O	X	O	O	O	O	O	O	O	
	ongamenet	O	O	O	O	O	O	O	O	O	O	O	O	O	O	O	O	O	O	O	O	O	O	O	O	O	O	O	O	O	O	
	MTV	O	X	X	O	X	X	X	X	X	O	O	O	O	X	O	X	O	O	O	O	O	X	O	X	X	O	O	O	X	X	X
		O	O	O	O	O	O	O	O	O	O	O	O	O	O	O	O	O	O	O	O	O	O	O	O	O	O	O	O	O	O	X
	YTN	O	O	O	O	O	O	O	O	O	O	O	O	O	O	O	O	O	O	O	O	O	O	O	O	O	O	O	O	O	O	O
		O	O	O	O	O	O	O	O	O	O	O	O	O	O	O	O	O	O	O	O	O	O	O	O	O	O	O	O	O	O	O
	WCN	O	X	O	O	X	X	O	X	X	O	X	X	X	O	X	O	X	O	X	O	O	O	X	O	X	X	X	X	O	X	X
YTN	Comedy TV	X	O	O	O	O	O	X	O	O	O	O	O	O	O	O	O	O	O	O	O	O	X	O	O	O	O	O	O	O	O	
	MOVIEPLUS	X	X	X	X	X	X	X	X	X	X	X	X	X	X	X	X	X	X	O	X	X	X	X	X	O	X	O	X	X	X	X
	TV	X	O	O	O	X	O	X	X	X	O	O	O	O	O	O	O	X	O	X	X	O	O	X	O	X	X	O	X	O	X	X

4

1. .

가.

(1) PP

			PP	()
	12	OCN		50,973,302
		OCN SUPER ACTION		
		Catch On		
		Catch On PLUS		
		On Style		
				24,067,113
		Ongamenet		11,681,091
		MTV		5,324,644
		TV		10,070,153
				5,756,835
		ON PPV		14,333,450
		ON Demand		
CJ	9	m.net		34,963,550
		m.net Nonstop		
		Home CGV		
		CGV CHOICE		
		XTM		
		Food Channel		
		KMTV		
		National Geographic Channel		2,771,328
		CJ		400,395,170
KBS	3	KBS SKY Drama	KBS SKY	21,120,352
		KBS SKY Sports		
		KBS KOREA		
MBC	4	MBC	MBC	7,272,410
		MBC /MOVIES	MBC	20,335,927
		MBC-ESPN	MBC ESS	13,546,275
SBS	6	SBS	SBS	11,071,694
		SBS	SBS	15,566,801
		SBS	SBS	14,159,794
		SBS	SBS	610,104,970
EBS	2	EBS 1	EBS	105,349,521
		EBS 2		

) 2003 .

PP ()

			PP	()
TV	4	EDUON		1,423,806
		EDU1, EDU2, EDU3		
	4	ABO		9,804,171
		DCN		
		DCN PLUS		
TV	3	TV	TV	1,254,620
		CH		0
	3	MediBiz TV		3,620,989
		Medi-Orient		
		Medi-BeBe		
	2	HEALTHSKYTV		788,185
		TV		
	2	Mplex		1,994,802
	3	Q		12,680,909
		JBC		
	2	MGM		3,123,316
		MGMPPlus		
YTN	3	YTN	YTN	59,605,048
		TV	YTN	15,676,353
	2	EtN		3,115,014
		EtN		
OSB	2	osb		4,337,527
		osb		
	2	KCN		10,936,990
		MCN		
TV	2	CTN	TV	1,070,517
		TV		
	2			96,029
		TV	TV	
	2			655,715

) 2003 .

(2) SO ()

	SO	가	SO ()
	SO()		
	(87.88), (67.2), (85), (85), (93.89), (73), (59), (77.51), (100), (75), (-100), (80.5)	1,005,934	136,555,098
	(62.2), (52.5), (76), (49.3), (64.5), (55.1)	613,599	41,772,198
	(71), (-17.59), (71), (51), (57.4), (-36.6), (-18.6), (-73.45), (-74 .25)	123,120	117,138,615
	(86), (66), (75), (-31), (-12.1), (-94.3), (-78.9), (, -()11.5), (-11.53), (22.3)	815,975	58,344,785
	(100), (-51)	375,949	58,394,188
	(-5.08), (32, -21.5), (-58.6), (-31.6), (31.6, -21.9), (-63.7), (30.3), (-54.6)	823,834	91,571,196
	(-65.4), (-40) , (90), (-40),	287,102	43,652,330
CJ	(93), (63.6), (48.1), (33),가 (80.5), (-44.43), (-72.7)	973,169	84,595,082
LG	(67.8), (20), (19)	429,597	28,927,677
	(67.67), (47.1), (33), (94.59), (50.6)	663,294	56,587,139
	(100), (-70), (100), (50), (32), (38.95)	304,505	22,612,419
	(42),TCN (28.9)	148,147	15,445,555
	(50.5), (34.6)	64,638	7,580,165

(3)

(가 2004 6)

			가
		SO	: 30
		SO	: 194
TV			29,370
			13,397
			5,005
			4,327
			3,121
			5,472
			5,185
			5,423
			27,968
			7,585
			5,622
			4,014
			3,808
			4,895
			3,798
			2,413
			3,221
			10,400
			3,660
			6,938
			13,816
			5,000
			18,000
TV			7,000
TV		TCN	3,526
			0
TV			80,000
TV			50
TV			16,165
			72,027
			10,950
			9,409
			5,943
			8,345
			10,391
			7,774

()

(가 2004 6)

		가
TV		55,940
TV		17,000
		10,000
		3,000
TV		19,300
		16,003
TV		2,655
		400
		1,069
		1,274
		6,473
		4,059
		2,586
		2,293
		769
		1,448
		680
TV		1,818
		2,490
		3,425
		2,795
		4,229
		6,510
		3,970
		8,363
		670
		600
		450
	TV	6,000
		1,500
		750
		250
		2,500
		2,911
	TV	12,025
		5,135
		964
		3,041
		3,527
		8,725

()

(가 2004 6)

		가
	TV	2,666
		1,657
		756
		712
		962
		843
		811
		793
		253
TV		2,166
TV		2,620
		4,055
		2,724
TV		9,273
		3,385
		1,249
		9,449
		8,067
		3,466
		1,800
TV		1,100
		191
		621
TV		3,120
		28,500
		22,216
		2,250
		4,772
		3,800
		3,800
		2,160
		2,980
TV		-
		-
		-
		()
		-
		-
		-
		-

()

(가 2004 6)

		가
TV		-
		-
		-
		-
	()	-
		-
		-
		-
		-
		-
TV		3,000
		980
		450
		800
		975
TV		39,542
		4,500
		4,500
		16,315
		15,793
		1,478
		2,989
		1,636
		1,808
		1,276
		1,301
		2,584
		2,231
		1,773
		2,000
	3,600	
TV		2,258
		324
		2,410
		3,541
		2,096
		480
		2,697
		1,145
		621
	1,127	

()

(가 2004 6)

		가
TV		2,223
		483
		630
		2,588
TV		5,000
		15,000
	/MC	1,480
TV		7,350
		4,273
		3,256
		1,431
		2,258
		2,139
		1,433
		26,782
		8,753
		3,172
		13,947
		2,321
		4,170
		1,068
		35,000
		8,000
		14,000
		6,500
		10,000
		4,000
		1,800
		800
		1,000
		1,100
		1,200
		900
		550
		450
	2,000	
	700	
	1,800	
	700	
	900	

()

(가 2004 6)

			가
			2,000
			1,400
			1,300
			1,400
			12,000
			3,500
			2,200
			1,900
			30,000
가			1,000
			2,000
			1,500
			2,710
			1,350
			1,270
			1,528
			1,150
			1,350
			912
			1,986
			9,684
			14,181
			7,141
			1,458
TV			128

(1)

PP

(2004 6)

	PP	(%)	()	
KBS	KBS	e-KBS(100)	15,783,200	KBS KBS
MBC	MBC	65.2	8,060,000	
	MBC	MBC(30.4)	6,000,000	MBC (MBC 57.7)
		MBC (65)		
	MBC ESS	MBC(8)	12,053,730	
MBC (40)				
SBS	SBS	37.58	15,000,000	
	SBS	51	56,849,460	
	SBS	80	5,000,000	

) 가

(2)

SO,

(2004 6)

			()	(%)
CJ	SO		30 392 769	93.26
			24 019 506	48.06
		가	33 634 500	80.52
			14 202 500	80.52
		TV	5,420,000	33
LG	SO		1,650,000	0.39
		TV	1,198,281	4.38
		TV	1,954,131	4.38
		TV	842,760	4.38
		TV	1,394,323	4.38
			1,500,000	4.16
		TV	5,359,365	4.38
			3,289,920	4.69
		TV	11,030,640	19
		TV	1,971,600	19.99
		TV	1,500,000	8.39
		TV	1,671,250	2.82
		TV	1,000,000	5
		CJ CableNet	1,500,000	11.11
	SO	TV	4,000,000	3.25
		TV	1,350,000	5
		TV	1,971,800	19.99
		TV	3,500,000	5.91

(2004 6)

			()	(%)
			781,000	0.2
	SO	TV	4,000,000	5.1
		TV	284,697	54.6
		TV	671,139	58.6
		TV	287,328	63.7
			711,612	21.5
		TV	475,083	31.6
		TV	1,833,700	21.9
			2,992,000	10.6
		TV	736,736	1.5
			429,815	0.3
		SO		4,201,863
			560,000	1.1
	TV		440,000	0.4
			3,000,000	2.98
			49,500	0.02
			334,435	0.1
			30,250	0.009
TV			110,000	0.033
			16,500	0.0043
			660,000	0.2268

2.

가.

(1) ()

(:)

	()	()		2004	
,	11	13	38,958,677	() (57%)	2000. 6
8,098,526	2,405,223	4,642,349	189,595,014	17,518,725	172,076,288

) 2004 6 . 2003

(:)

			()	()	()	(%)	2003	2003
	()		6	89	30,485,470	72.0	24,067,113	7,783,847
			4	21	18,175,000	63.0	10,070,153	2,630,912
			4	59	22,400,000	83.5	50,973,302	5,381,675
			5	34	10,000,000	65.3	11,681,091	380,142
			8	41	4,776,500	67.0	5,324,644	1,930,225
			1	65	3,276,610	-	14,333,450	457,176
			3	28	5,000,000	76.0	4,405,403	833,050
			3	32	4,000,000	64.5	8,377,244	1,384,404
	TV		2	46	16,915,000	55.1	12,855,570	608,347
	TV		2	48	7,150,000	62.2	4,171,001	40,190
	TV		3	36	10,000,000	52.5	9,301,836	2,112,702

) 2004 6 . ' ' , ' ' .

(2) ()

(:)

	()	()		2003	
	8	27	3,103,854	(51.95%)	2000. 1
13,239,213	13,213,463	214,132	212,368,965	154,017,634	58,351,330

) 2004 6 . 2003

(:)

			()	()	()	(%)	2003	2003
	TV	,	1	48	1,000,000	85.0	9,600,256	1,140,406
	TV	,	3	64	10,000,000	80.0	11,886,060	2,109,410
	TV	,	1	53	15,000,000	87.88	20,240,319	2,959,146
	TV	,	1	39	7,000,000	80.53	8,294,756	896,469
	TV	,	1	82	8,000,000	75.0	12,569,680	2,518,808
	TV	,	1	53	6,000,000	58.95	10,476,442	2,515,850
	TV	,	1	40	10,000,000	93.89	11,453,560	2,264,205
	TV	,	1	43	5,648,000	62.78	8,799,272	1,822,444
	TV	,	1	60	6,583,460	67.15	21,977,735	3,607,506
	TV	,	1	28	4,000,000	73.0	5,685,655	1,060,187
			0	57	7,000,000	100	7,891,491	506,946
			1	5	550,000	100	703,413	66,614
			1	50	1000,000	100	2,577,365	15,484

) 2004 6 . ' ' , ' ' .

(:)

			()	()	()	(%)	2003	2003
KBS		KBS	3	156	500	100	25,236	1,161
		KBS	4	101	2,934	100	49,593	2,043
		KBS	3	160	5,200	100	45,442	1,671
		e-KBS	1	2	15,783	100	1,161	1,164
			4	670	551	42.4	62,560	2,415
MBC		MBC	2	67	2,000	100	35,940	5
		MBC	2	35	2,950	100	37,996	619
		MBC	2	23	3,200	100	13,230	1,132
		MBC	2	186	1,500	100	29,321	547
		MBC	2	76	3,000	69.2	23,660	773
		IMBC	1	70	10,000	66.9	14,697	1,948
		MBC	1	51	18,900	57.7	6,200	258
		MBC	0	11	8,060	65.2	20,336	6,152
		MBC ESS	0	44	12,054	8.0	13,546	1,436
		MBC	0	14	6,000	30.4	7,272	414
MBC		MBC	1	64	1,000	20	2,920	83
MBC			1	18	6,000	100	-	597

()

(:)

			()	()	()	(%)	2003	2003
			7	664	39,479	-	737,933	54,585
SBS		SBS	1	86	5,000	100	68,425	5,066
		SBS	3	400	1,200	51	64,514	2,287
		SBS	3	304	1,030	50.75	35,047	2,270
		SBS	1	6	1,200	100	9,865	262
		SBSi	5	122	5,586	53.71	20,129	3,795
		SBS	2	81	15,000	37.58	15,567	4,832
		SBS	0	0	56,849	51	14,160	402
		SBS	1	23	5,000	80	11,072	5,519
		iPBS()	1	18	1,150	69.4	707	25
			2	230	358	15	50,904	10,624
	()		0	1	3,000	100	-	-
			43	1,689	98,739	42.5	947,427	47,647
			19	643	17,200	17.66	725,731	6,028
		TS	2	77	2,183	9.06	8,527	4,867
			4	13	2,337	29.1	12,665	1,635
			3	100	7,250	30	62,453	3,302
			9	47	2,500	-	20,070	1,955
		CBSi	4	23	1,258	55	978	85
		CBS	6	102	184	51	1,451	19

(:)

			()	()	()	(%)	2003	2003
		TV	4	18	200	65	1,322	42
			3	60	100	100	0	0
			2	67	100	27	7,011	108
			3,770		45,000	87.28	-	-
		C&A	7	55	2,860	44.9	23,769	244
			11	114	6,900	44.44	10,279	3,837
TV			5	578	31,500	19.5	159,128	1,221
		(C&T)	4	63	16,655	100	16,961	10,510
		(C&T)	4	63	16,655	100	16,961	10,510
			13	280	17,919	67.47	71,595	2,116
			1	20	70	100	1,838	143
			5	190	8,500	79.41	118,171	6,700
			8	23	636	43.2	20,229	2,887
		CJ	3	256	11,036	60.02	34,964	1,543
		CJ	70	3615	138,943	54.76	2,405,508	168,367
		CJ	2	4	3,297	91	528	905
		CJ	70	3615	138,943	30	2,405,508	168,367
		CJ	400		3,500	99.9	37,320	571
			4	103	16,197	93.26	14,304	4,135
			1	53	17,500	48.06	14,982	6,512
		가	1	61	15,600	59.29	16,059	3,736
			1	44	5,193	63.61	8,164	1,456
		5	1	8	20,000	35.71	1,282	-
			1	26	4,500	33	4,898	715
			1	14	8,060	28.01	20,356	6,151

()

(:)

			()	()	()	(%)	2003	2003
						32.84		
		SBS	9	918	130,376	100	610,100	85,550
						51		
		LG	8	72	1,352,860	30	387,430	10,799
		TV	7	50	8,000	56.6	7,332	1,005
			1	68	18,900	64.98	7,272	414
			10	2,056	1,000	65.2	20,336	6,151
			6	69	1,890	40	6,200	259
			11	13	36,565	83	8,099	4,642
		YTN	3	40	16,009	50.9	15,673	684
		YTN	3	18	2,000	50	1,118	1
			5	247	2,600	83.6	112,828	6,061
			11	3,879	5,567	50.69	1,150	33
			1	4	1,076	100	14,741	29
				213	12,000	48.82	49,100	1,390
			9	671	2,850	95	417,448	4,642
			1	2	15,783	100	21,120	23,799
			2	13	2,500	60	172	1,164
			11	13	36,565	63	8,099	610
			2	13	3,807	33.3	1,995	65
			3	43	1,200	70.59	4,832	244
				78	7,068	51	11,830	9,068
			10	3,230	111,552	28.7	770,444	63,947
			1	28	4,000	63.71	6,529	2,277
			1	29	6,000	58.61	5,460	237
			1	28	7,000	31.6	7,970	2,937

(1)

ICN

(: ,)

		887,520	1995.7.28		, , , 25%		
1,783,068		110,680	1,216,995		146,762	1,070,232	
			-	-	-		
	37	3	3	22	4	5	

) 4 SO

(: ,)

		1,000,000	2000.4.19		C&M (100%)		
2,577,365		15,484	1,671,372		1,625,833	45,539	
			PD				
	56	14	15	2	24	1	

) C&M SO

PP

(2)

(:)

			()	()	()	(%)	2003	2003
TV			1	40	9,300	83.1	11,538	-1,654
TV			1	32	50	100.0	3,615	924
TV			5	18	5,000	100.0	2,332	708
			5	7	4,211	100.0	2,027	247
			4	71	12,975	69.1	9,352	4,416
			4	18	14,300	100.0	4,278	-632
			5	199	8,500	54.0	118,172	6,700
			1	147	1,000	80.0	10,013	17
TV			1	20	4,500	99.0	2,326	701
		Catv	0	6	1,243	100.0	501	37
			0	5	800	100.0	318	-69
			5	62	5,800	50.1	27,471	3,561
			16	264	14,614	25.8	65,377	10,617
TV			0	19	927	90.5	2,080	574
			0	19	973	75.0	2,218	422
			0	19	3,100	100.0	3,425	1,448
			4	35	1,000	100.0	4,449	28
TV			4	38	4,500	44.4	3,889	251
TV			4	26	5,000	100.0	3,491	-53
		TV	3	18	3,500	100.0	3,655	889
		TV	6	10	3,305	50.0	2,973	-184
TV			2	35	150	20.0	2,043	62
			2	22	750	72.0	2,412	192
TV			16	1519	2,310,675	90.9	1,375,336	165,336
			4	20	700	100.0	4,451	-241
TV			1	1	141,800	100.0	2,572	-6
TV			3	40	14,000	48.4	7,375	-2,124
			8	13	11,580	8.6	0	-535

()

(:)

			()	()	()	(%)	2003	2003
		TV	7	39	4,930	26.1	8,885	396
		TV	7	62	30,737	16.3	21,992	-3,469
			5	3	130	100.0	5,168	-2,787
			6	29	7,970	71.0	7,930	-64
			8	39	17,186	57.5	18,899	-21,199
			7	63	12,010	50.9	8,449	-7,241
			8	13	11,580	5.2	0	-535
TV			4	555	108,074	35.0	413,398	-10
			4	8	1,400	100.0	1,449	-279
			4	2	650	100.0	755	-132
TV			1	9	300	34.0	214	40
			1	82	1,400	71.5	2,130	74
			1	50	1,000	15.27	8,306	470
TV			8	13	11,580	6.9	0	-535
TV			8	13	11,580	6.9	0	-535
TV			8	833	30,078	19.0	162,001	9,609
			2	6	1,000	100.0	1,966	-36
			2	6	150	61.0	5,097	-1,860
TV			2	6	150	74.27	5,097	-1,860
			1	0	220	100.0	273	183
			1	0	50	100.0	102	12
			0	4	625	100.0	536	-343
			0	5	3,500	100.0	1,239	-649
			0	5	98	9.7	394	-25
			0	4	650	50.0	248	-93
			0	11	250	100.0	404	-3

) 가 , CJ, , (), C&M , , SO

3.

가.

	2002 ()	2003 ()
	20,757,618	21,307,651
	11,488,028	11,715,301
	40,540,465	41,367,465
	15,180,421	16,359,976
	7,087,312	7,298,737
	7,087,312	7,298,737
	-	-
	7,870,125	8,203,153
	4,895,392	7,124,775
	37,806,371	37,966,371

)
2003 = /

(2003 12)

	()		(%)	2	(%)
KBS	206,191,585		100	-	-
MBC	1,000,000		70	-	-
EBS	30,263,534		100	-	-
SBS	130,375,585		30		9.66
	48,000,000	,	30		10.87
	45,000,000		30		11.74
	40,000,000		28.45		13.82
	30,000,000		30		10
	81,110,000		22.93		17.66
	28,000,000		30	가	19.9
	28,000,000	2	29.1		20
	30,000,000		30		6
	16,000,000		30		10
	14,000,000		22		19
	5,924,000		27.8		14.33
	44,004,254	()	-	-	-
	4,153,288	()	-	-	-
	46,876,296	()	-	-	-
	2,767,037	FEBC()	-	-	-
	357,977	()	-	-	-
	0	-	-	-	-
	0	-	-	-	-
FM	1,001	' () '	-	-	-

		()		(%)
MBC		2,000,000	(MBC)	72.3
MBC		833,000	(MBC)	51
MBC		1,000,000	(MBC)	51
MBC		1,500,000	(MBC)	100
MBC		800,000	(MBC)	83.8
MBC		990,000	(MBC)	96.7
MBC		1,500,000	(MBC)	100
MBC		700,000	(MBC)	51
MBC		600,000	(MBC)	53.1
MBC		1,200,000	(MBC)	100
MBC		800,000	(MBC)	51
MBC		800,000	(MBC)	68.6
MBC		1,000,000	(MBC)	51
MBC		800,000	(MBC)	51
MBC		1,200,000	(MBC)	99
MBC		1,258,500	(MBC)	60
MBC		1,200,000	(MBC)	51
MBC		900,000	(MBC)	100
MBC		1,200,000	(MBC)	95.9

(2003 12)

	()		(%)
	115,438,116	-	
	500,000	-	
	600,000	-	
	500,000		43
	500,000		20
	8,145,110		17.81
	700,000		70
	530,000		50
	29,272,870		54.76
	8,830,000		60.02
	2,320,000		67
	15,000,000		32.84
	5,000,000	SBS	100
	56,849,460		51
	3,036,000		14.11
	12,053,730		40
	1,500,000		100
	510,000		100
	550,000		49
	5,000,000		50.2
	2,388,850		60.7
	23,828,725	()	45.34
	1,140,000		59.1
	600,000		70
	31,436,710		79.36
	1,050,000		97
	5,000,000		56
	10,345,900		14.5
	530,000		50
	500,000		40

		()		(%)
		1,077,821		28.53
		3,276,610		46.25
		1,500,000		46.67
		9,461,330	KEP	50
		30,000,000		19.5
		520,000		30
		1,889,660		64.4
		500,000		51
		500,000		30
		1,000,000		30
		1,000,000		100
		500,000		99.8
		1,500,000		31
		4,667,855		67.5
		500,000		42
		18,175,000		61.5
		500,000		60
		29,500,000		79.4
		2,000,000	, ,	() 32.5
		500,000		30
		500,000	, ,	() 34
		7,500,000		46.66
		500,000		-
		600,000		40
		1,800,000		50
		930,000		40
		1,000,000	UBS	50
		1,000,000		50
		3,550,000		38.87

	()		(%)
	1,060,000		59.2
	41,219,355		30
	600,000		30
	1,500,000		88.83
	2,000,010		30
	520,000		85
	500,000		51
	500,000		35
	2,000,000		93
	3,300,000		30
	550,000		100
	32,812,500	LG	30
	500,000	,	() 35
	6,000,000		40
	8,060,000		65.2
	2,750,000	MGMInc	33
	2,000,000		70
	22,400,000		83.48
	5,868,766		65.31
	670,000		67
	36,564,500		60.38
	210,000,000		21.43
	16,009,090		50.9
	40,000,000		12.89
	528,000		55
	5,000,000		60.38
	500,000		34
	600,000		-

		()		(%)
		520,000	,	25
		13,700,000		50.69
		5,000,000		30
		1,700,000		74.23
		1,676,100		28.8
		70,000,000		58
		1,400,000		57.72
		600,000		91.92
		1,700,000		48.82
		550,000		51
		4,000,000		97
		500,000		84
		10,000,000		100
		520,000		38
		1,500,000	e-KBS	52.96
		2,400,000		23.75
		520,000	, ,	()19.23
		1,000,000		52.5
		700,000		62.5
		520,000		70
		550,000		36
		1,320,000		58.2
		9,070,000		22.18
		1,300,000		70.59
		30,800,000		19
		750,000		32
		986,500		51
		600,000		20
		1,000,000		80

		()		(%)
		500,000		36
		983,000		100
		45,000,000		28.7
		560,000		39.06
		3,000,000		95
		5,000,000		79.43
		1,100,000		35
		530,000		35
		1,500,000		60
		1,000,000		85
		1,099,058	-	-
		6,300,000		31.75
		1,010,000		41.2
		600,000		50
		1,000,000		100
		1,505,878		13.28
		1,000,000		45
		1,065,000		33.86
		600,000	,	18.5
		6,900,000		43.48
		5,000,000		45
		1,200,000		58.33
		864,340		65.37
		1,700,000		48.82
		3,000,000		83.6
		3,025,000		33.06
		510,000		40.7

		(%)	2	(%)	3	(%)
		94.6	-	-	-	-
		65.4		34.6	-	-
TV		83.1		17	-	-
		50.5		40	-	-
		73		10	-	-
		59		31.5	-	-
		40	TV	30		20
		73.45		57.7		26.9
TV		57.7		26.9		11.53
		75		13.7	-	-
		77.5		21.35	-	-
		100	-	-	-	-
		49.56		11.06	-	-
		90		10	-	-
		80.5		10.7		
		45		40		10
		54	AIF-MSO Ltd	12	-	-
		93.9		6.11	-	-
CJ	CJ	93.3	-	-	-	-
		50.1		25.8	-	-
GS		77		16		3
		87.88		6.30	/	1.33
TV		19		12.1	TCN	11.5
		32		21.5		18.5
TV		58.6		26.9		4.4
(TV)		77.7		15.5		3.2
TV		31.6		21.9		18
		78.09		12.73		3.55
TV		34.83		27.8		14.3
		67.2		14.11		8.99

()

		(%)	2	(%)	3	(%)
		100	-	-	-	-
		51.95	C&M Holding B.V	16.95	-	-
CJ	CJ	63.6		9.9		9.9
		74.2		7.4		6.1
		25.1		15.6	/	9.4
	TV	100	-	-	-	-
TV		70		20		10
TV		31.6		24.90		21.4
		100	-	-	-	-
		22.8		16.7		15.6
		71		8.5		6.3
		17.6		13.96		10.1
CJ	CJ	33	TV	32		20
		48.8	TV	38.9		12.2
	TV	100	-	-	-	-
TV	TV	50		36.5		12.05
		42		37		10
		79		15		5
TV		63.7		30		4.39
		86		10		4
		64.5		9.75		7.5
		76		20		4
		50.4		9.6		8
		28.9		22.3		20.7
		49.3		38.7	-	-
DBS		93		4		3
		76	CJ	10		10
		70		30	-	-

()

		(%)	2	(%)	3	(%)
		22.5		14.7		14.2
		35.8		17.2		17
		51		21.2		12.6
		41		36		14
CJ		44.43		2.59	가	13.55
		41.7		17.5		9.1
		94.3		2.8		2.8
		90.9		9.1	-	-
		78.9		16.4		4.6
		22.3		21		15.2
		100	-	-	-	-
		47.4	AP	10.5		10.4
		87.9		12.1	-	-
		67.8	SCN	25.2		5.7
		30		13		10
		67.67		13.05		6.57
		67.67		13.05	-	-
		48.3		14		12
		50		14.44		9.86
		50.59		4.39	/CJ	()3.3
		54	AIF-MSO	12		4.9
		26.1		21.3		9.4
		35		13		10
		17.9		13.9		11.8
		85		5		5
		23		20		19
		57.4		24.4		4.5
		48.4		24.3		17.6
		53.94		11.98		6.03
		55.1		5.9		4.7

()

		(%)	2	(%)	3	(%)
		34		22.5		15
		71.5		22.3	-	-
TV		30.3		27.7		9.5
		22.39		21.95		21.95
		15.27		11.85		2.55
		47.1		30		17.6
		33	LG	20		20
		23.7		19		17.8
		45		36.5		4.5
		44		21		20
		8.9		5.9		5.9
		65.48		18.58		14.73
TV		74.3		7		3.32
		39.7		22.5		7.7
		25		20	-	-
		62.2	CJ	8.4	LG	8.4
		79.8		4.5		4
		52.5		12.84	LG/CJ	()5
		88		12	-	-
		22.9		17.9		15.6
TV		54.6		15		10
		50.3		21.3		5
		36.6		30.6		8.2
		10.1		8.2	,	()6.7
		31.7		24.3		22.8
		50		10.4	-	-
CJ	CJ	48.1		22.9		8.3
CJ 가	CJ	80.5		9.2		7.7
CJ	CJ	72.7		7.3		5.5
		33.3		13.52		7.86
		38		37		11.4

5

1. (2004 6)

가.

*

(:)

				PD									
KBS		9	421	711	922	195	347	34	1,851	50	161	740	5,441
		9	331	442	753	102	226	32	1,022	50	76	420	3,463
		0	5	32	18	8	14	0	63	0	8	35	183
		0	3	11	4	3	4	0	29	0	3	14	71
		0	5	21	15	5	11	1	49	0	8	20	135
		0	3	5	1	4	1	0	31	0	3	2	50
		0	8	21	15	6	11	0	64	0	8	28	161
		0	1	6	2	3	1	0	26	0	2	5	46
		0	2	6	1	2	2	0	26	0	2	5	46
		0	6	21	19	10	14	0	56	0	6	27	159
		0	2	6	1	0	0	0	22	0	2	7	40
		0	3	5	1	3	1	0	18	0	1	7	39
		0	2	4	2	1	0	1	12	0	1	8	31
		0	5	16	18	6	9	0	53	0	6	18	131
		0	2	4	1	3	0	0	9	0	2	6	27
		0	3	3	0	2	0	0	17	0	1	2	28
		0	6	24	11	6	14	0	56	0	7	31	155
		0	2	5	1	2	0	0	16	0	3	2	31
		0	5	16	14	6	12	0	41	0	6	17	117
		0	2	5	2	2	1	0	28	0	2	9	51
		0	7	16	15	5	9	0	50	0	4	17	123
		0	4	12	5	2	4	0	35	0	2	14	78
		0	2	5	4	5	2	0	26	0	2	6	52
		0	2	3	2	0	0	0	13	0	1	4	25
		0	3	2	2	1	0	0	19	0	1	5	33
		0	2	3	3	2	1	0	12	0	1	5	29
		0	5	17	12	6	10	0	58	0	3	26	137
		9	392	644	779	113	331	26	1,821	45	125	491	4,776
	0	29	67	143	82	16	8	30	5	36	249	665	
	0	8	9	14	2	6	1	37	0	0	47	124	

TV

()

(:)

					PD									
MBC		2	21	15	8	4	13	11	6	0	0	23	103	
	TV	0	0	0	7	0	0	0	0	0	0	0	7	
		0	0	0	1	0	0	0	0	0	0	0	1	
		2	21	15	0	4	13	11	6	0	0	23	95	
		2	20	14	6	3	13	11	6	0	0	20	95	
MBC		0	1	1	2	1	0	0	0	0	0	3	8	
		2	24	29	24	2	36	21	0	0	5	61	204	
	TV	0	0	0	13	0	20	12	0	0	0	0	45	
		0	0	0	6	0	8	0	0	0	0	0	14	
		2	24	29	5	2	8	9	0	0	5	61	145	
MBC		2	24	28	21	2	36	21	0	0	5	40	179	
		0	0	1	3	0	0	0	0	0	0	21	25	
		1	6	12	11	4	7	0	23	0	7	9	80	
	TV	0	0	0	8	0	7	0	0	0	0	0	15	
		0	0	0	3	0	0	0	0	0	0	0	3	
MBC		1	6	12	0	4	0	0	23	0	7	9	62	
		1	6	11	11	2	7	0	23	0	6	5	72	
		0	0	1	0	2	0	0	0	0	1	4	8	
		1	8	14	10	1	18	6	0	0	6	21	85	
	TV	0	1	14	8	0	10	4	0	0	0	7	44	
MBC		0	0	0	2	1	4	0	0	0	0	4	11	
		1	7	0	0	0	4	2	0	0	6	10	30	
		1	6	13	10	1	18	6	0	0	5	9	69	
		0	2	1	0	0	0	0	0	0	1	12	16	
		0	0	0	0	0	1	0	0	0	0	0	1	
		0	0	0	0	0	0	0	0	0	0	0	0	
MBC		2	21	26	24	4	42	28	0	0	14	94	255	
	TV	0	0	0	18	0	34	0	0	0	0	0	52	
		0	0	0	6	0	8	0	0	0	0	0	14	
		2	21	26	0	4	0	28	0	0	14	94	189	
		2	19	24	22	3	42	26	0	0	14	67	219	
		0	2	2	2	1	0	2	0	0	0	27	36	
MBC		0	0	0	0	0	2	0	0	0	0	0	2	
		1	21	12	9	4	26	3	0	0	6	9	91	
	TV	0	1	12	6	0	7	3	0	0	0	0	29	
		0	1	0	3	0	0	0	0	0	0	0	4	
		1	19	0	0	4	19	0	0	0	6	9	58	
		1	19	12	8	2	26	3	0	0	4	5	80	
MBC		0	2	0	1	2	0	0	0	0	2	4	11	

()

(:)

					PD									
MBC		2	4	15	15	5	16	6	27	0	7	9	106	
	TV	0	0	0	10	0	16	0	22	0	0	5	53	
		0	0	0	5	0	0	0	5	0	0	0	10	
		2	4	15	0	5	0	6	0	0	0	7	4	43
		2	4	14	13	3	16	6	27	0	7	4	96	
	0	0	1	2	2	0	0	0	0	0	0	5	10	
MBC		2	10	20	13	1	31	4	4	0	8	36	129	
	TV	0	0	6	10	0	22	4	0	0	0	0	42	
		0	0	0	3	0	5	0	0	0	0	0	8	
		2	10	14	0	1	4	0	4	0	8	36	79	
		2	10	18	12	1	31	4	4	0	8	20	110	
	0	0	2	1	0	0	0	0	0	0	0	16	19	
EBS		5	57	0	153	0	70	0	108	11	28	147	579	
	TV	0	0	0	113	0	0	0	56	0	0	17	186	
		0	0	0	20	0	0	0	13	0	0	1	34	
		5	57	0	20	0	70	0	39	11	28	129	359	
		5	47	0	109	0	62	0	108	7	25	100	463	
	0	10	0	44	0	8	0	0	4	3	47	116		
	0	1	0	2	0	1	0	3	0	0	1	8		
SBS		10	83	189	222	30	0	53	66	11	25	236	925	
	TV	3	0	189	194	30	0	15	53	0	0	51	535	
		0	0	0	28	0	0	0	13	0	0	2	43	
		7	83	0	0	0	0	38	0	11	25	183	347	
		10	83	180	222	30	0	50	66	11	25	216	893	
		0	0	1	0	0	0	0	0	0	0	2	3	
		0	0	1	0	0	0	1	0	0	0	1	3	
		0	0	1	0	0	0	1	0	0	0	1	3	
		0	0	1	0	0	0	0	0	0	0	2	3	
		0	0	1	0	0	0	0	0	0	0	3	4	
		0	0	1	0	0	0	1	0	0	0	2	4	
		0	0	1	0	0	0	0	0	0	0	3	4	
		0	0	1	0	0	0	0	0	0	0	3	4	
		0	0	1	0	0	0	0	0	0	0	3	4	
		10	73	175	205	15	0	45	66	11	21	130	751	
	0	10	14	17	15	0	8	0	0	4	106	174		
	0	1	1	1	0	0	1	1	0	0	0	5		

()

(:)

					PD								
		4	10	25	23	2	34	16	29	3	12	4	162
	TV	0	0	0	20	0	0	0	22	0	0	0	42
		0	0	0	3	0	0	0	3	0	0	0	6
		4	10	25	0	2	34	16	4	3	12	4	114
		4	10	22	23	2	33	16	29	3	10	3	155
		0	0	2	0	0	1	0	0	0	2	0	5
		0	0	1	0	0		0	0	0	0	1	2
		4	7	23	21	2	31	15	29	3	11	3	149
		0	3	2	2	0	3	1	0	0	1	1	13
		4	14	41	22	4	44	15	0	0	6	0	150
	TV	4	14	41	20	4	40	15	0	0	6	0	144
		0	0	0	2	0	4	0	0	0	0	0	6
		4	12	33	22	4	44	15	0	0	5	0	139
		0	2	2	0	0	0	0	0	0	1	0	5
		0	0	2	0	0	0	0	0	0	0	0	2
		0	0	2	0	0	0	0	0	0	0	0	2
		0	0	2	0	0	0	0	0	0	0	0	2
		4	11	40	20	2	44	15	0	0	6	0	142
		0	3	1	2	2	0	0	0	0	0	0	8
		0	0	0	0	0	1	0	0	0	0	0	1
		3	7	19	13	2	51	15	0	0	5	32	147
	TV	0	0	19	13	2	50	15	0	0	0	0	99
		0	0	0	0	0	1	0	0	0	0	0	1
		3	7	0	0	0	0	0	0	0	5	32	47
		3	7	15	12	2	45	15	0	0	5	32	136
		0	0	4	1	0	6	0	0	0	0	0	11
		3	6	19	13	2	49	13	0	0	5	24	134
		0	1	0	0	0	2	2	0	0	0	8	13
		0	0	0	0	0	0	0	0	0	1	0	1
		2	21	21	15	4	27	9	10	0	8	23	140
	TV	0	0	0	10	0	25	5	0	0	0	0	40
		0	0	0	1	0	2	0	0	0	0	0	3
		2	21	21	4	4	0	4	10	0	8	23	97
		2	21	17	15	4	27	9	10	0	8	23	136
		0	0	2	0	0	0	0	0	0	0	0	2
		0	0	2	0	0	0	0	0	0	0	0	2
		2	19	21	14	2	27	6	9	0	7	17	124
		0	2	0	1	2	0	3	1	0	1	6	16

()

(:)

					PD								
		3	43	68	67	9	51	44	11	0	11	86	393
	TV	0	0	68	62	6	47	44	11	0	11	86	335
		0	0	0	5	3	4	0	0	0	0	0	12
		3	43	0	0	0	0	0	0	0	0	0	46
		3	29	67	58	4	49	40	11	0	11	65	337
		0	14	1	9	5	2	4	0	0	0	21	56
		2	12	12	14	2	43	4	0	1	6	19	115
	TV	0	0	12	12	2	39	4	0	0	0	14	83
		0	0	0	2	0	3	0	0	0	0	0	5
		2	12	0	0	0	1	0	0	1	6	5	27
		2	12	12	14	2	43	4	0	1	5	19	114
		0	0	0	0	0	0	0	0	0	1	0	1
		2	7	11	14	2	42	2	0	1	4	15	100
		0	5	1	0	0	1	2	0	0	2	4	15
			2	8	14	13	1	22	16	0	0	5	11
TV		2	8	14	13	1	22	16	0	0	5	6	87
		0	0	0	0	0	0	0	0	0	0	5	5
		2	7	14	12	1	21	16	0	0	5	6	84
		0	1	0	1	0	1	0	0	0	0	5	8
		0	0	0	0	0	3	0	0	0	0	0	3
		2	16	23	14	4	38	1	0	0	5	20	123
	TV	0	0	23	13	4	36	1	0	0	5	0	82
		0	0	0	1	0	2	0	0	0	0	0	3
		2	16	0	0	0	0	0	0	0	0	20	38
		2	6	22	12	2	35	1	0	0	4	18	102
		0	10	1	2	2	3	0	0	0	1	2	21
		2	15	21	14	4	38	1	0	0	5	18	118
		0	1	2	0	0	0	0	0	0	0	2	5
		4	10	13	13	1	32	0	0	0	4	29	106
	TV	4	10	13	12	1	32	0	0	0	4	29	105
		0	0	0	1	0	0	0	0	0	0	0	1
		4	10	8	13	1	30	0	0	0	4	27	97
		0	0	1	0	0	1	0	0	0	0	0	2
		0	0	1	0	0	1	0	0	0	0	0	2
		0	0	2	0	0	0	0	0	0	0	1	3
		0	0	1	0	0	0	0	0	0	0	1	2
		4	10	13	13	1	31	0	0	0	4	16	92
		0	0	0	0	0	1	0	0	0	0	13	14

()

(:)

					PD								
		3	12	0	16	4	15	12	0	0	5	0	67
		1	7	0	7	1	5	2	0	0	4	0	27
		1	3	0	6	2	5	7	0	0	0	0	24
		1	2	0	3	1	5	3	0	0	1	0	16
		2	7	0	7	2	15	2	0	0	3	0	38
		1	5	0	9	2	0	10	0	0	2	0	29
		0	11	11	20	10	21	5	0	0	0	26	104
		0	11	7	14	4	21	3	0	0	0	1	61
		0	0	4	6	6	0	2	0	0	0	25	43
		1	19	28	23	15	35	4	0	0	12	5	142
		1	13	16	15	8	14	4	0	0	7	2	80
		0	1	3	1	2	5	0	0	0	1	1	14
		0	2	2	2	2	4	0	0	0	1	0	13
		0	1	3	2	1	5	0	0	0	1	1	14
		0	1	2	1	1	4	0	0	0	1	0	10
		0	1	2	2	1	3	0	0	0	1	1	11
		1	16	26	17	7	35	4	0	0	12	2	120
		0	3	2	6	8	0	0	0	0	0	3	22
		10	75	2	41	0	0	1	27	0	22	0	178
		3	44	2	8	0	0	1	6	0	7	0	71
		1	9	0	6	0	0	0	3	0	3	0	22
		1	9	0	6	0	0	0	3	0	5	0	24
		1	7	0	4	0	0	0	4	0	2	0	18
		1	1	0	4	0	0	0	3	0	1	0	10
		1	2	0	4	0	0	0	2	0	1	0	10
		1	1	0	4	0	0	0	3	0	1	0	10
		1	2	0	5	0	0	0	3	0	2	0	13
		10	45	1	19	0	0	1	27	0	14	0	117
		0	30	1	22	0	0	0	0	0	8	0	61
		8	64	10	58	14	75	13	4	0	1	22	269
		1	10	0	8	2	6	0	0	0	0	0	27
		1	8	0	7	1	8	4	0	0	0	22	51
		1	10	2	6	2	10	1	1	0	0	0	33
		1	3	2	8	2	10	4	0	0	1	0	31
		1	10	1	7	2	10	1	0	0	0	0	32
		1	10	2	7	2	10	0	0	0	0	0	32
		1	7	2	6	2	11	2	2	0	0	0	33
		1	6	1	9	1	10	1	1	0	0	0	30
		8	59	8	46	5	74	12	4	0	1	16	233
		0	5	2	12	9	1	1	0	0	0	6	36

(1)

(:)

					PD							
	TV	1	43	20	17	0	44	14	0	0	17	156
		1	38	5	13	0	40	7	0	0	13	117
		0	5	15	4	0	4	7	0	0	4	39
	CBS TV	0	4	3	7	0	0	0	3	0	2	19
		0	3	3	6	0	0	0	3	0	2	17
		0	1	0	1	0	0	0	0	0	0	2
		2	22	0	15	3	15	9	0	0	6	72
		0	0	0	15	0	15	9	0	0	6	45
	R	2	22	0	0	3	0	0	0	0	0	27
		2	18	0	14	1	14	9	0	0	6	64
		0	4	0	1	2	1	0	0	0	0	8
		2	0	0	3	0	1	0	0	2	0	8
		2	0	0	3	0	1	0	0	2	0	8
		0	0	0	0	0	0	0	0	0	0	0
	KTV	8	48	0	17	0	24	21	0	0	0	118
		8	33	0	15	0	21	21	0	0	0	98
		0	15	0	2	0	3	0	0	0	0	20
		1	10	2	9	1	29	1	0	0	0	53
		1	4	0	9	0	26	0	0	0	0	40
		0	6	2	0	1	3	1	0	0	0	13
	CEM TV	3	1	0	1	0	0	0	1	0	2	8
		2	0	0	1	0	0	0	0	0	2	5
		1	1	0	0	0	0	0	1	0	0	3
	TV	3	8	0	17	2	23	0	0	0	4	57
		2	6	0	11	0	18	0	0	0	1	38
		1	2	0	6	2	5	0	0	0	3	19
TV		3	1	0	3	0	0	0	0	0	0	7
		3	0	0	1	0	0	0	0	0	0	4
		0	1	0	2	0	0	0	0	0	0	3

()

(:)

					PD							
		3	27	0	49	0	31	43	0	0	41	194
		3	21	0	32	0	26	24	0	0	25	131
		0	6	0	17	0	5	19	0	0	16	63
		0	1	0	0	0	0	0	0	0	0	1
	mnet	0	1	0	25	0	0	0	0	0	0	26
	Food	0	0	0	9	0	0	0	0	0	0	9
	Home CGV	0	0	0	4	0	0	6	0	0	0	10
	XTM	0	0	0	5	0	0	0	0	0	0	5
	CGV Choice	0	0	0	6	0	0	0	0	0	0	6
		3	26	0	0	0	31	37	0	0	41	138
	KMTV	2	7	0	11	0	9	2	0	0	3	34
		2	4	0	8	0	9	1	0	0	3	27
		0	3	0	3	0	0	1	0	0	0	7
	NGC	1	5	0	3	0	0	0	0	0	0	9
		1	3	0	3	0	0	0	0	0	0	7
		0	2	0	0	0	0	0	0	0	0	2
		2	9	0	40	6	11	0	0	0	14	82
		3	3	0	9	2	3	0	0	0	3	23
		2	0	0	0	0	0	0	0	0	0	2
		7	12	0	49	8	14	0	0	0	17	107
		7	9	0	41	5	9	0	0	0	13	84
		0	3	0	8	3	5	0	0	0	4	23
	CAR-TV	1	2	0	2	0	0	0	0	0	0	5
		1	1	0	1	0	0	0	0	0	0	3
		0	1	0	1	0	0	0	0	0	0	2
	MBC ESPN	3	0	0	22	7	2	0	0	0	9	43
		3	0	0	19	5	1	0	0	0	9	37
		0	0	0	3	2	1	0	0	0	0	6
	Osbn	2	2	0	3	0	4	0	0	0	2	13
		2	1	0	3	0	4	0	0	0	2	12
		0	1	0	0	0	0	0	0	0	0	1
	A	0	0	0	0	0	0	0	0	0	0	0
		0	0	0	0	0	0	0	0	0	0	0
		0	0	0	0	0	0	0	0	0	0	0
	HEALTH SKYTV	1	1	0	5	0	6	0	0	0	0	13
		1	0	0	4	0	6	0	0	0	0	11
		0	1	0	1	0	0	0	0	0	0	2

()

(:)

					PD							
	C3TV	1	2	1	2	0	5	5	0	0	0	16
		1	1	1	2	0	5	5	0	0	0	15
		0	1	0	0	0	0	0	0	0	0	1
	cts tv	0	9	0	0	0	7	0	2	0	4	22
		0	5	0	0	0	7	0	2	0	4	18
		0	4	0	0	0	0	0	0	0	0	4
	TV/	4	1	0	2	0	2	0	0	0	2	11
		4	1	0	2	0	1	0	0	0	2	10
		0	0	0	0	0	1	0	0	0	0	1
	ch	2	1	0	2	0	4	0	0	0	0	9
		2	0	0	2	0	4	0	0	0	0	8
		0	1	0	0	0	0	0	0	0	0	1
	TV	5	4	0	8	0	13	9	0	0	8	47
		4	3	0	6	0	12	4	0	0	5	34
		1	1	0	2	0	1	5	0	0	3	13
	KTL-TV	3	10	0	1	0	2	0	0	0	2	18
		2	2	0	1	0	2	0	0	0	2	9
		1	8	0	0	0	0	0	0	0	0	9
		3	6	0	7	0	4	0	0	0	3	23
		3	4	0	6	0	2	0	0	0	2	17
		0	2	0	1	0	2	0	0	0	1	6
	DNC-TV	2	0	0	0	0	0	0	0	0	0	2
		2	0	0	0	0	0	0	0	0	0	2
		0	0	0	0	0	0	0	0	0	0	0
	TV	5	10	0	20	3	13	1	0	0	7	59
		4	6	0	10	0	13	1	0	0	6	40
		1	4	0	10	3	0	0	0	0	1	19
	DTN	2	3	0	1	0	0	0	0	0	3	9
		1	1	0	1	0	0	0	0	0	3	6
		1	2	0	0	0	0	0	0	0	0	3
	DCS	5	3	0	0	0	0	0	0	0	0	8
		5	3	0	0	0	0	0	0	0	0	8
		0	0	0	0	0	0	0	0	0	0	0
	TV	2	1	0	0	0	0	0	0	0	0	3
		2	1	0	0	0	0	0	0	0	0	3
		0	0	0	0	0	0	0	0	0	0	0
		1	10	0	2	0	57	0	0	0	0	70
		1	6	0	0	0	55	0	0	0	0	62
		0	4	0	2	0	2	0	0	0	0	8

()

(:)

					PD							
	N-TV	2	0	0	1	0	1	0	0	0	0	4
		2	0	0	1	0	0	0	0	0	0	3
		0	0	0	0	0	1	0	0	0	0	1
	TV	3	2	0	5	1	3	0	0	0	3	17
		3	2	0	5	0	3	0	0	0	2	15
		0	0	0	0	1	0	0	0	0	1	2
	TV	2	5	0	11	0	12	3	0	0	2	35
		2	1	0	10	0	10	1	0	0	2	26
		0	4	0	1	0	2	2	0	0	0	9
	MBN CNBC	3	6	73	9	1	44	14	0	0	7	157
		3	6	66	8	0	38	12	0	0	7	140
		0	0	7	1	1	6	2	0	0	0	17
	MIN	2	1	0	0	0	2	0	0	0	0	5
		2	0	0	0	0	1	0	0	0	0	3
		0	1	0	0	0	1	0	0	0	0	2
	MEDI TV	3	8	0	8	0	0	18	0	0	12	49
		3	5	0	6	0	0	9	0	0	5	28
		0	3	0	2	0	0	9	0	0	7	21
		2	2	0	2	0	2	0	0	0	1	9
		2	2	0	2	0	2	0	0	0	1	9
		0	0	0	0	0	0	0	0	0	0	0
	TV	1	2	0	1	0	0	0	0	0	2	6
		1	0	0	1	0	0	0	0	0	2	4
		0	2	0	0	0	0	0	0	0	0	2
	MeTV	2	2	0	4	0	9	0	0	0	3	20
		2	0	0	3	0	5	0	0	0	3	13
		0	2	0	1	0	4	0	0	0	0	7
	MCN	2	2	0	3	0	1	0	0	0	1	9
		2	2	0	3	0	0	0	0	0	1	8
		0	0	0	0	0	1	0	0	0	0	1
	cngogo	3	2	0	4	0	5	0	0	0	3	17
		2	2	0	4	0	5	0	0	0	3	16
		1	0	0	0	0	0	0	0	0	0	1
		2	1	0	11	0	0	2	0	0	2	18
		2	1	0	8	0	0	2	0	0	2	15
		0	0	0	3	0	0	0	0	0	0	3
		1	2	0	6	2	0	4	0	0	3	18
		1	0	0	6	0	0	4	0	0	3	14
		0	2	0	0	2	0	0	0	0	0	4

()

(:)

					PD							
		4	10	0	0	0	0	0	25	0	14	53
		4	6	0	0	0	0	0	24	0	12	46
		0	4	0	0	0	0	0	1	0	2	7
BCN	BCN	1	2	0	1	0	0	1	0	0	1	6
		1	1	0	1	0	0	1	0	0	1	5
		0	1	0	0	0	0	0	0	0	0	1
	BIZ	2	1	0	1	0	1	0	1	2	0	8
		2	1	0	1	0	1	0	0	0	0	5
		0	0	0	0	0	0	0	1	2	0	3
	TV	2	7	0	4	0	0	0	0	0	0	13
		2	5	0	4	0	0	0	0	0	0	11
		0	2	0	0	0	0	0	0	0	0	2
		3	10	0	1	0	9	0	0	0	3	26
		3	6	0	1	0	8	0	0	0	2	20
		0	4	0	0	0	1	0	0	0	1	6
		5	5	0	1	0	4	1	0	0	0	16
		5	4	0	0	0	4	0	0	0	0	13
		0	1	0	1	0	0	1	0	0	0	3
	TV	1	1	0	7	0	0	0	0	0	4	13
		1	1	0	4	0	0	0	0	0	4	10
		0	0	0	3	0	0	0	0	0	0	3
		4	4	0	2	0	4	0	0	0	4	18
		4	4	0	1	0	4	0	0	0	4	17
		0	0	0	1	0	0	0	0	0	0	1
	TV	2	2	0	2	0	0	0	0	0	5	11
		2	1	0	2	0	0	0	0	0	5	10
		0	1	0	0	0	0	0	0	0	0	1
	M&M	4	1	0	0	0	2	0	0	0	2	9
		4	0	0	0	0	2	0	0	0	2	8
		0	1	0	0	0	0	0	0	0	0	1
	TCM&	1	1	0	1	0	4	4	0	0	3	14
		0	0	0	0	0	3	1	0	0	1	5
		1	1	0	1	0	1	3	0	0	2	9
	CNTV	4	2	0	5	0	0	0	0	0	4	15
		4	0	0	5	0	0	0	0	0	2	11
		0	2	0	0	0	0	0	0	0	2	4
	CJ	16	474	0	47	0	104	0	0	0	0	641
		16	320	0	28	0	73	0	0	0	0	437
		0	154	0	19	0	31	0	0	0	0	204

()

(:)

					PD							
		0	1	0	22	0	0	0	0	0	4	27
		0	1	0	19	0	0	0	0	0	3	23
		0	0	0	3	0	0	0	0	0	1	4
	MTV	1	13	0	12	0	2	0	0	0	5	33
		1	5	0	11	0	2	0	0	0	5	24
		0	8	0	1	0	0	0	0	0	0	9
		0	15	0	3	0	0	0	0	0	0	18
		0	9	0	2	0	0	0	0	0	0	11
		0	6	0	1	0	0	0	0	0	0	7
	YTN	2	23	245	9	20	112	14	0	0	21	446
		2	21	230	5	6	110	12	0	0	20	406
		0	2	15	4	14	2	2	0	0	1	40
		0	0	0	0	0	0	0	0	0	1	1
		5	85	0	30	0	50	17	27	0	64	278
		5	68	0	20	0	49	5	19	0	45	211
		0	17	0	10	0	1	12	8	0	19	67
		0	1	0	0	0	0	0	1	0	0	2
	wcn	1	1	0	2	0	5	0	0	0	2	11
		1	0	0	2	0	3	0	0	0	2	8
		0	1	0	0	0	2	0	0	0	0	3
YTN		3	14	0	21	0	31	0	0	0	9	78
		3	8	0	15	0	29	0	0	0	7	62
		0	6	0	6	0	2	0	0	0	2	16
	TV	2	2	0	4	0	0	0	0	0	1	9
		2	1	0	4	0	0	0	0	0	1	8
		0	1	0	0	0	0	0	0	0	0	1
		1	1	0	0	0	0	2	0	0	1	5
		1	1	0	0	0	0	2	0	0	1	5
		0	0	0	0	0	0	0	0	0	0	0
		2	3	0	4	0	4	6	0	0	2	21
		2	1	0	3	0	3	1	0	0	1	11
		0	2	0	1	0	1	5	0	0	1	10
	etnTV	3	2	0	14	0	19	1	1	0	5	45
		3	0	0	11	0	16	1	1	0	3	35
		0	2	0	3	0	3	0	0	0	2	10
	TV	5	3	0	14	8	1	0	7	0	4	42
		4	1	0	13	5	1	0	6	0	4	34
		1	2	0	1	3	0	0	1	0	0	8

()

(:)

					PD							
	TV가	2	1	0	2	0	2	10	0	3	2	22
		2	0	0	2	0	0	0	0	3	1	8
		0	1	0	0	0	2	10	0	0	1	14
	JEI	2	9	0	11	0	14	6	0	0	5	47
		2	4	0	7	0	14	5	0	0	5	37
		0	5	0	4	0	0	1	0	0	0	10
		2	2	0	6	0	0	0	3	5	2	20
		2	1	0	6	0	0	0	0	5	2	16
		0	1	0	0	0	0	0	3	0	0	4
	GTV	4	2	0	5	0	8	9	0	0	2	30
		2	1	0	3	0	8	5	0	0	2	21
		2	1	0	2	0	0	4	0	0	0	9
		2	1	0	3	3	5	0	0	0	1	15
		2	1	0	2	1	5	0	0	0	1	12
		0	0	0	1	2	0	0	0	0	0	3
		2	7	0	14	5	0	29	32	0	15	104
	KBS SKY Drama	0	0	0	2	0	0	0	0	0	0	2
	KBS SKY ports	0	0	0	12	5	0	0	0	0	0	17
		2	7	0	0	0	0	29	32	0	15	85
		2	5	0	10	4	0	25	31	0	13	90
		0	2	0	4	1	0	4	1	0	2	14
		2	1	0	2	0	0	0	0	0	0	5
		2	0	0	2	0	0	0	0	0	0	4
		0	1	0	0	0	0	0	0	0	0	1
		2	4	0	6	0	0	3	0	0	0	15
	Mplex	2	4	0	3	0	0	3	0	0	0	12
		0	0	0	3	0	0	0	0	0	0	3
		2	3	0	4	0	0	3	0	0	0	12
		0	1	0	2	0	0	0	0	0	0	3
		4	4	0	8	0	0	0	0	0	2	18
		3	2	0	7	0	0	0	0	0	1	13
		1	2	0	1	0	0	0	0	0	1	5
	CMC-TV	2	3	0	1	0	1	0	0	0	3	10
		1	0	0	1	0	1	0	0	0	3	6
		1	3	0	0	0	0	0	0	0	0	4
	CTV	3	3	0	4	0	0	0	1	0	1	12
		3	2	0	2	0	0	0	0	0	1	8
		0	1	0	2	0	0	0	1	0	0	4

()

(:)

					PD							
	Sky	4	5	0	8	0	21	5	5	0	0	48
		3	1	0	8	0	16	1	3	0	0	32
		1	4	0	0	0	5	4	2	0	0	16
	TV	3	33	48	26	7	22	0	0	0	24	163
		3	28	43	23	1	22	0	0	0	18	138
		0	5	5	3	6	0	0	0	0	6	25
	FTV	4	2	1	23	0	4	2	0	0	8	44
		4	1	1	22	0	4	1	0	0	6	39
		0	1	0	1	0	0	1	0	0	2	5
		8	88	0	17	0	40	6	0	0	69	228
		8	64	0	11	0	34	2	0	0	51	170
		0	24	0	6	0	6	4	0	0	18	58
	FS-TV	2	2	0	10	0	0	0	0	0	2	16
		2	2	0	6	0	0	0	0	0	2	12
		0	0	0	4	0	0	0	0	0	0	4
	CH[V]KOREA	2	3	0	6	0	10	0	0	0	2	23
		2	1	0	4	0	9	0	0	0	1	17
		0	2	0	2	0	1	0	0	0	1	6
		4	2	0	2	0	3	0	0	0	5	16
		4	2	0	2	0	3	0	0	0	0	11
		0	0	0	0	0	0	0	0	0	5	5
	KATV4	4	1	0	1	0	1	0	0	0	0	7
		4	1	0	1	0	1	0	0	0	0	7
		0	0	0	0	0	0	0	0	0	0	0
	hcb	3	1	0	2	0	1	0	0	0	3	10
		3	0	0	1	0	1	0	0	0	3	8
		0	1	0	1	0	0	0	0	0	0	2
	TV	3	1	0	8	4	4	7	0	0	3	30
		3	0	0	3	0	4	0	0	0	2	12
		0	1	0	5	4	0	7	0	0	1	18
		3	148	0	36	0	77	0	0	0	118	382
		3	90	0	25	0	53	0	0	0	91	262
		0	58	0	11	0	24	0	0	0	27	120
		0	0	0	0	0	1	0	0	0	0	1
	가	1	2	0	1	0	2	1	0	0	1	8
		1	1	0	1	0	2	0	0	0	1	6
		0	1	0	0	0	0	1	0	0	0	2
		1	8	0	23	0	9	0	0	0	5	46
		1	3	0	17	0	9	0	0	0	5	35
		0	5	0	6	0	0	0	0	0	0	11

()

(:)

					PD							
	KCN	1	4	0	0	0	0	0	0	0	1	6
		1	1	0	0	0	0	0	0	0	0	2
		0	3	0	0	0	0	0	0	0	1	4
	haoTV	2	1	0	0	0	1	3	0	0	4	11
		2	0	0	0	0	1	1	0	0	2	6
		0	1	0	0	0	0	2	0	0	2	5
	TV	2	8	0	2	0	7	0	4	0	0	23
		2	4	0	1	0	6	0	4	0	0	17
		0	4	0	1	0	1	0	0	0	0	6
	KBS KOREA	0	6	0	26	0	10	1	0	0	0	43
		0	2	0	21	0	10	1	0	0	0	34
		0	4	0	5	0	0	0	0	0	0	9
		1	12	0	22	0	35	0	0	0	0	70
	TV	1	12	0	20	0	32	0	0	0	0	65
		0	0	0	2	0	3	0	0	0	0	5
		0	6	0	15	0	30	0	0	0	0	51
		1	6	0	7	0	5	0	0	0	0	19
	TV	11	5	0	10	0	3	0	0	0	0	29
		10	4	0	6	0	3	0	0	0	0	23
		1	1	0	4	0	0	0	0	0	0	6
		1	3	0	4	0	4	2	0	0	1	15
		1	1	0	3	0	3	2	0	0	0	10
		0	2	0	1	0	1	0	0	0	1	5
		3	5	0	1	0	0	0	4	0	0	13
		3	0	0	1	0	0	0	4	0	0	8
		0	5	0	0	0	0	0	0	0	0	5
	Digital Radio KISS	2	3	0	8	0	2	0	0	0	0	15
		2	3	0	6	0	2	0	0	0	0	13
		0	0	0	2	0	0	0	0	0	0	2
	SATIO	1	1	0	2	0	2	0	0	0	0	6
		1	1	0	1	0	2	0	0	0	0	5
		0	0	0	1	0	0	0	0	0	0	1
	TV Stock	1	1	0	0	0	1	0	0	0	0	3
		1	1	0	0	0	1	0	0	0	0	3
		0	0	0	0	0	0	0	0	0	0	0
	TV	1	1	0	0	0	3	0	3	3	2	13
		1	1	0	0	0	2	0	3	0	0	7
		0	0	0	0	0	1	0	0	3	2	6

()

(:)

					PD							
		4	1	0	0	0	0	0	4	6	1	16
		4	0	0	0	0	0	0	3	3	1	11
		0	1	0	0	0	0	0	1	3	0	5
		3	4	0	2	0	5	0	4	4	2	24
		3	2	0	2	0	3	0	3	3	2	18
		0	2	0	0	0	2	0	1	1	0	6
		2	0	0	0	0	0	0	0	8	2	12
		2	0	0	0	0	0	0	0	8	2	12
		0	0	0	0	0	0	0	0	0	0	0
		1	3	0	0	0	1	1	0	0	0	6
		1	1	0	0	0	1	0	0	0	0	3
		0	2	0	0	0	0	1	0	0	0	3
	TV JOBKOREA	1	1	0	0	0	1	0	2	0	1	6
		1	1	0	0	0	1	0	1	0	1	5
		0	0	0	0	0	0	0	1	0	0	1

(2)

(:)

				()					
	TV	11	16	37	6	10	0	80	
		7	7	35	4	3	0	56	
		4	9	2	2	7	0	24	
	TV	0	19	10	1	9	7	46	
		0	13	10	1	6	7	37	
		0	6	0	0	3	0	9	
	TV	4	0	3	0	0	0	7	
		2	0	2	0	0	0	4	
		2	0	1	0	0	0	3	
	KTV	9	35	0	0	5	65	114	
		3	27	0	0	5	43	78	
		6	8	0	0	0	22	36	
		0	1	3	0	0	0	4	
		0	1	3	0	0	0	4	
		0	0	0	0	0	0	0	
	CEM TV	0	3	0	2	0	0	5	
		0	2	0	2	0	0	4	
		0	1	0	0	0	0	1	

()

(:)

				()				
	TV	2	0	1	0	0	0	3
		0	0	1	0	0	0	1
		2	0	0	0	0	0	2
		0	12	0	4	0	15	31
		0	7	0	0	0	6	13
		0	5	0	4	0	9	18
	KMTV	0	0	0	0	13	0	13
		0	0	0	0	8	0	8
		0	0	0	0	5	0	5
		0	0	0	0	1	0	1
		1	2	0	0	0	0	3
		1	0	0	0	0	0	1
		0	2	0	0	1	0	3
	MBCESPN	1	0	3	0	4	2	10
		0	0	0	0	3	1	4
		1	0	3	0	1	1	6
	HEALTH SKY	0	5	0	0	0	0	5
		0	4	0	0	0	0	4
		0	1	0	0	0	0	1
		2	2	1	0	0	0	5
		2	1	1	0	0	0	4
		0	1	0	0	0	0	1
	N-TV	0	10	0	0	0	0	10
		0	7	0	0	0	0	7
		0	3	0	0	0	0	3
	MBN CNBC	0	23	0	1	0	3	27
		0	16	0	0	0	0	16
		0	7	0	1	0	3	11
		0	0	0	2	0	0	2
		0	0	0	2	0	0	2
		0	0	0	0	0	0	0
	MeTV	1	7	0	3	0	0	11
		0	5	0	1	0	0	6
		1	2	0	2	0	0	5
		0	2	0	0	0	0	2
		0	0	0	0	0	0	0
		0	2	0	0	0	0	2

()

(:)

				()				
	CRTV	0	3	1	0	0	0	4
		0	0	1	0	0	0	1
		0	3	0	0	0	0	3
	TV	9	0	0	0	0	0	9
		8	0	0	0	0	0	8
		1	0	0	0	0	0	1
	TV	0	0	0	0	1	0	1
		0	0	0	0	0	0	0
		0	0	0	0	1	0	1
		0	5	0	0	0	0	5
		0	5	0	0	0	0	5
		0	0	0	0	0	0	0
	CJ	39	1	0	0	0	9	49
		13	0	0	0	0	6	19
		26	1	0	0	0	3	30
	Village TV	0	0	0	0	4	0	4
		0	0	0	0	0	0	0
		0	0	0	0	4	0	4
	LG	674	71	0	17	545	0	1307
		146	25	0	2	508	0	681
		528	46	0	15	37	0	626
		7	0	0	0	0	0	7
		0	3	0	0	2	0	5
		0	2	0	0	1	0	3
		0	1	0	0	1	0	2
		0	3	0	0	4	0	7
		0	1	0	0	3	0	4
		0	2	0	0	1	0	3
	OCN	1	0	0	0	0	0	1
		0	0	0	0	0	0	0
		1	0	0	0	0	0	1
		1	24	2	0	0	0	27
		0	22	0	0	0	0	22
		1	2	2	0	0	0	5
	MTV	3	4	0	0	0	0	7
		1	3	0	0	0	0	4
		2	1	0	0	0	0	3

()

(:)

				()				
		2	1	0	0	0	0	3
		1	0	0	0	0	0	1
		1	1	0	0	0	0	2
	YTN	2	48	0	0	122	93	265
		0	25	0	0	89	86	200
		2	23	0	0	33	7	65
		13	42	1	5	339	167	567
		0	14	1	0	39	29	83
		13	28	0	5	300	138	484
		0	1	0	0	0	6	7
		1	1	0	0	0	0	2
		1	1	0	0	0	0	2
		0	0	0	0	0	0	0
	JEI	1	0	0	0	8	1	10
		0	0	0	0	3	0	3
		1	0	0	0	5	1	7
		3	5	5	0	0	0	13
		1	5	5	0	0	0	11
		2	0	0	0	0	0	2
		0	2	0	0	2	0	4
		0	2	0	0	0	0	2
		0	0	0	0	2	0	2
		1	3	0	0	0	0	4
		0	2	0	0	0	0	2
		1	1	0	0	0	0	2
	CMC-TV	0	0	0	0	5	0	5
		0	0	0	0	5	0	5
		0	0	0	0	0	0	0
	TV	6	29	0	0	0	0	35
		0	18	0	0	0	0	18
		6	11	0	0	0	0	17
	FTV	0	11	0	0	0	0	11
		0	6	0	0	0	0	6
		0	5	0	0	0	0	5
		47	58	0	2	246	17	370
		9	16	0	0	24	5	54
		38	42	0	2	222	12	316

()

(:)

				()				
	CH[V]KOREA	0	3	0	0	0	0	3
		0	1	0	0	0	0	1
		0	2	0	0	0	0	2
		0	2	0	0	0	0	2
	TV	0	6	0	0	0	0	6
		0	6	0	0	0	0	6
		0	0	0	0	0	0	0
		90	94	27	2	0	367	580
		19	38	26	0	0	10	93
		71	56	1	2	0	357	487
		0	0	0	0	0	24	24
		0	0	0	0	2	0	2
		0	0	0	0	0	0	0
		0	0	0	0	2	0	2
	TV	0	3	2	0	0	0	5
		0	1	1	0	0	0	2
		0	2	1	0	0	0	3
	EBS	7	41	23	41	0	12	124
		2	29	22	19	0	5	77
		5	12	1	22	0	7	47
		0	0	0	0	0	1	1
	KBS KOREA	0	0	0	0	5	0	5
		0	0	0	0	3	0	3
		0	0	0	0	2	0	2
	TV	3	13	0	0	0	0	16
		0	1	0	0	0	0	1
		3	14	0	0	0	0	17
		1	9	0	0	0	0	10
		2	5	0	0	0	0	7
	TV	1	1	0	0	0	0	2
		0	0	0	0	0	0	0
		1	1	0	0	0	0	2
		0	0	0	0	1	2	3
		0	0	0	0	1	2	3
		0	0	0	0	0	0	0
		0	0	0	0	3	0	3
		0	0	0	0	0	0	0
		0	0	0	0	3	0	3

(:)

					PD				()			
		1	16						10	13	1	41
		1	3						10	8	1	23
		0	13						0	5	0	18
		1	12						7	2	0	22
		1	3						7	2	0	13
		0	9						0	0	0	9
TV		1	7						5	13	0	26
		1	6						5	7	0	19
		0	1						0	6	0	7
		4	8	3	1	2	0	0	14	0	11	43
		4	4	3	1	0	0	0	14	0	1	27
		0	4	0	0	2	0	0	0	0	10	16
TV		1	4						16	7	1	29
		1	2						16	3	0	22
		0	2						0	4	1	7
TV		1	3						9	34	7	54
		1	2						9	25	1	38
		0	1						0	9	6	16
		5	11	0	1	1	0	0	28	14	10	70
		5	4	0	1	1	0	0	27	4	0	42
		0	7	0	0	0	0	0	1	10	10	28
		2	11	2	1	1	3	0	11	1	0	32
		2	2	2	1	0	3	0	11	1	0	22
		0	9	0	0	1	0	0	0	0	0	10
TV		5	10	0	0	0	0	3	19	17	6	60
		4	3	0	0	0	0	2	19	8	5	41
		1	7	0	0	0	0	1	0	9	1	19
TV		1	2						13	64	3	83
		1	1						11	33	1	47
		0	1						2	31	2	36
TV		8	19						17	7	0	51
		8	0						17	7	0	32
		0	19						0	0	0	19
		5	3						15	0	0	23
		5	2						15	0	0	22
		0	1						0	0	0	1

()

(:)

					PD				()			
		5	9	0	2	2	5	0	13	8	2	46
		5	5	0	2	1	4	0	12	8	2	39
		0	4	0	0	1	1	0	1	0	0	7
		4	11						0	0	0	15
		4	9						0	0	0	13
		0	2						0	0	0	2
TV		1	2						17	19	1	40
		1	0						17	9	0	27
		0	2						0	10	1	13
		1	7						7	3	0	18
		1	0						7	3	0	11
		0	7						0	0	0	7
		2	215	0	1	1	4	2	0	6	25	257
		2	196	0	0	0	4	2	0	5	6	215
		0	19	0	1	1	0	1	0	1	19	42
TV		1	11						18	11	0	41
		1	4						18	4	0	27
		0	7						0	7	0	14
		4	41	3	1	0	3	3	22(3)	27	0	107
		4	33	1	1	0	2	2	21(2)	8	0	74
		0	8	2	0	0	1	1	1(1)	19	0	33
		3	7	2	1	1	2	2	5	6	3	32
		3	3	2	1	0	2	2	5	5	1	24
		0	4	0	0	1	0	0	0	1	2	8
		4	19	1	1	1	4	0	9	11	0	50
		3	8	1	1	0	3	0	9	9	0	34
		1	11	0	0	1	1	0	0	2	0	16
		0	0	0	0	0	1	0	1	0	0	2
TV		1	4						5	30	14	54
		1	2						5	20	1	29
		0	2						0	10	13	25
TV		5	8	2	2	1	5	3	3	5	1	35
		5	5	2	1	0	3	2	3	4	1	26
		0	3	0	1	1	2	1	0	1	0	9
		2	10	2	0	1	0	0	15	11	16	57
		2	3	2	0	0	0	0	15	8	0	30
		0	7	0	0	1	0	0	0	3	16	27
TV		0	10	3	1	0	0	0	10	5	9	38
		0	4	2	1	0	0	0	9	4	0	20
		0	6	1	0	0	0	0	1	1	9	18

()

(:)

					PD				()			
		5	8	0	2	1	3	3	20	7	0	49
		3	2	0	2	0	3	3	20	1	0	34
		2	6	0	0	1	0	0	0	6	0	15
	TV	2	14	4	2	0	3	0	11	9	16	61
		2	11	4	2	0	3	0	10	6	0	38
		0	3	0	0	0	0	0	1	3	16	23
		6	13	3	1	2	3	0	13	8	0	49
		6	4	3	1	0	3	0	13	8	0	38
		0	9	0	0	2	0	0	0	0	0	11
	TV	5	14	3	2	0	2	0	21	26	21	94
		5	9	2	1	0	2	0	19	17	1	56
		0	5	1	1	0	0	0	2	9	20	38
	TV	1	11						15	28	6	61
		1	11						15	15	0	42
		0	0						0	13	6	19
	TV	1	3						4(17)	22	2	49
		1	1						4(1)	20	0	27
		0	2						0(16)	2	2	22
		0	3						8	30	0	41
		0	2						8	17	0	27
		0	1						0	13	0	14
		1	12	1	3	1	1	0	5	18	3	45
		1	10	0	3	0	1	0	5	5	2	27
		0	2	1	0	1	0	0	0	13	1	18
		1	8	2	2	1	1	1	3	7	2	28
		1	4	2	2	0	1	1	3	3	1	18
		0	4	0	0	1	0	0	0	4	1	10
		13	27	0	1	1	2	0	34	3	0	81
		11	11	0	1	0	2	0	33	3	0	61
		2	16	0	0	1	0	0	1	0	0	20
		1	0	0	0	0	0	0	2	0	0	3
		4	8	1	1	1	0	0	8	6	6	35
		4	3	1	1	0	0	0	8	6	0	23
		0	5	0	0	1	0	0	0	0	6	12
	TV	4	20	2	1	0	2	1	15	0	7	52
		4	6	2	1	0	2	0	14	0	2	31
		0	14	0	0	0	0	1	1	0	5	21
	TV	1	11	0	2	0	5	0	7	3	2	31
		1	5	0	2	0	4	0	7	2	1	22
		0	6	0	0	0	1	0	0	1	1	9

()

(:)

					PD				()				
		1	8	0	1	0	2	1	6	3	0	22	
		1	3	0	1	0	2	0	6	3	0	16	
		0	5	0	0	0	0	1	0	0	0	6	
	TV	4	14	1	1	0	1	0	4	2	0	27	
		4	3	1	1	0	1	0	4	2	0	16	
		0	11	0	0	0	0	0	0	0	0	11	
		2	16	2	1	0	2	0	3	4	1	31	
		2	7	1	1	0	1	0	3	4	1	20	
		0	9	1	0	0	1	0	0	0	0	11	
		8	2	0	0	0	0	0	4	2	4	20	
		7	2	0	0	0	0	0	4	2	4	19	
		1	0	0	0	0	0	0	0	0	0	1	
		1	10	0	3	1	1	2	4	5	0	27	
		1	7	0	3	0	1	1	4	3	0	20	
		0	3	0	0	1	0	1	0	2	0	7	
		6	21	0	2	0	0	0	12	2	0	43	
		6	9	0	2	0	0	0	12	2	0	31	
		0	12	0	0	0	0	0	0	0	0	12	
	TV	3	3	TV						4	4	0	14
		2	2	TV						4	4	0	12
		1	1	TV						0	0	0	2
	TV	6	1	TV						2	0	0	9
		5	0	TV						2	0	0	7
		1	1	TV						0	0	0	2
	TV	3	13	1	2	1	2	0	12	1	10	45	
		3	6	1	2	0	2	0	12	1	8	35	
		0	7	0	0	1	0	0	0	0	2	10	
		0	1	0	2	0	1	0	0	0	0	4	
		0	1	0	2	0	1	0	0	0	0	4	
		0	0	0	0	0	0	0	0	0	0	0	
	TV	1	7	0	2	0	4	0	7	7	1	29	
		1	5	0	2	0	3	0	7	3	1	22	
		0	2	0	0	0	1	0	0	4	0	7	
	TV	1	2	1	1	1	1	0	15	7	0	29	
		1	1	0	1	0	1	0	15	2	0	21	
		0	1	1	0	1	0	0	0	5	0	8	
		3	7	0	1	0	1	0	11	8	5	36	
		3	4	0	1	0	1	0	11	4	0	24	
		0	3	0	0	0	0	0	0	4	5	12	

()

(:)

					PD				()			
TV		0	2	1	1	0	1	0	15	9	0	29
		0	1	0	1	0	1	0	15	2	0	20
		0	1	1	0	0	0	0	0	7	0	9
TV		7	35	1	1	0	5	0	26	17	11	103
		7	17	1	0	0	5	0	26	15	0	71
		0	18	0	1	0	0	0	0	2	11	32
		0	1	0	0	0	0	0	2	0	0	3
		4	12	0	1	1	2	0	39	16	22	97
		3	8	0	1	0	2	0	39	7	10	70
		1	4	0	0	1	0	0	0	9	12	27
TV		1	3	1	1	1	2	1	10	5	0	25
		1	1	0	1	0	2	1	10	1	0	17
		0	2	1	0	1	0	0	0	4	0	8
		3	3	0	0	0	2	11	22	4	6	51
		3	2	0	0	0	2	1	22	4	6	40
		0	1	0	0	0	0	10	0	0	0	11
		3	6	1	1	0	2	0	12	5	1	31
		3	4	1	0	0	2	0	12	3	0	25
		0	2	0	1	0	0	0	0	2	1	6
TV		0	3	1	1	0	0	0	15	8	0	28
		0	2	0	1	0	0	0	15	2	0	20
		0	1	1	0	0	0	0	0	6	0	8
TV		3	18	0	0	0	0	0	30	6	0	57
		3	7	0	0	0	0	0	30	6	0	46
		0	11	0	0	0	0	0	0	0	0	11
TV		3	48	0	0	0	2	0	13	6	0	72
		3	11	0	0	0	2	0	13	6	0	35
		0	37	0	0	0	0	0	0	0	0	37
		1	8	0	2	1	1	0	13	2	13	41
		1	3	0	2	0	1	0	11	1	0	19
		0	5	0	0	1	0	0	2	1	13	22
TV		3	10	8	1	2	17	0	2	0	0	48
		3	5	7	1	1	17	0	2	0	0	41
		0	5	1	0	1	0	0	0	0	0	7
		1	8	4	2	2	3	2	19(32)	20	0	93
		1	6	3	2	1	2	2	19(5)	13	0	54
		0	2	1	0	1	1	0	0(27)	7	0	39
		0	0	0	0	0	0	0	1	0	0	1

()

(:)

					PD				()			
TV		2	9	0	2	1	3	0	3	7	0	27
		2	6	0	2	1	2	0	3	4	0	20
		0	3	0	0	0	1	0	0	3	0	7
TV		4	14	2	4	2	9	1	47	33	3	122
		3	8	1	4	0	7	1	47	14	3	91
		1	6	1	0	2	2	0	0	19	0	31
		0	0	0	0	0	0	0	0	0	1	1
TV		2	30	2	3	1	5	0	18	8	0	69
		2	10	2	2	0	4	0	18	8	0	46
		0	20	0	1	1	1	0	0	0	0	23
		0	1	0	0	0	0	0	0	0	0	1
TV		4	2	1	0	0	2	1	25	8	0	43
		3	0	0	0	0	2	1	25	4	0	35
		1	2	1	0	0	0	0	0	4	0	8
		2	5	0	0	1	2	0	0	20	6	36
		2	4	0	0	0	2	0	0	15	3	26
		0	1	0	0	1	0	0	0	5	3	10
		3	7	5	2	0	4	0	1	0	0	22
		3	6	4	2	0	4	0	1	0	0	20
		0	1	1	0	0	0	0	0	0	0	2
TV		1	19	3	0	0	0	0	2	2	6	33
		1	9	2	0	0	0	0	2	2	0	16
		0	10	1	0	0	0	0	0	0	6	17
		0	2	0	0	0	0	0	0	0	0	2
		3	7	0	0	0	2	0	3	0	0	15
		3	4	0	0	0	1	0	3	0	0	11
		0	3	0	0	0	1	0	0	0	0	4
TV		2	24	0	1	1	3	3	7	15	2	58
		2	8	0	1	0	3	2	7	14	0	37
		0	16	0	0	1	0	1	0	1	2	21
		9	27	3	2	2	2	1	57	5	0	108
		8	4	3	2	0	1	1	57	5	0	81
		1	23	0	0	2	1	0	0	0	0	27
		0	0	0	0	0	0	0	1	0	0	1
TV		3	7	4	1	1	9	1	7	3	0	36
		3	6	3	1	0	7	1	7	3	0	31
		0	1	1	0	1	2	0	0	0	0	5
TV		3	17	1	0	0	1	0	8	10	1	41
		3	7	1	0	0	1	0	8	1	0	21
		0	10	0	0	0	0	0	0	9	1	20

()

(:)

					PD				()			
		2	7	1	0	0	0	0	3	0	219	232
		2	6	1	0	0	0	0	3	0	161	173
		0	1	0	0	0	0	0	0	0	58	59
TV		6	27	3	2	0	6	2	28	4	0	78
		5	15	3	2	0	6	2	28	4	0	65
		1	12	0	0	0	0	0	0	0	0	13
TV		7	11	3	3	1	6	2	17	7	32	89
		7	5	3	2	0	5	2	16	5	3	48
		0	6	0	1	1	1	0	1	2	29	41
		4	73	0	1	1	4	2	11	12	0	108
		3	26	0	1	0	4	1	11	9	0	55
		1	47	0	0	1	0	1	0	3	0	53
		6	25	2	2	1	2	1	13	7	5	64
		6	16	2	2	1	2	1	13	6	0	49
		0	9	0	0	0	0	0	0	1	5	15
TV		4	10	1	1	1	2	0	5	6	0	30
		4	3	1	1	1	2	0	5	6	0	23
		0	7	0	0	0	0	0	0	0	0	7
		1	60	3	3	1	4	1	70	21	0	164
		1	29	3	3	0	4	1	69	10	0	120
		0	31	0	0	1	0	0	1	11	0	44
TV		3	15	3	1	1	1	0	17(6)	9	9	65
		3	4	3	1	0	0	0	17(6)	9	0	43
		0	11	0	0	1	1	0	0	0	9	22
		0	0	0	0	0	0	0	1(1)	0	0	1
TV		0	21	0	0	0	0	1	13	2	0	37
		0	3	0	0	0	0	1	13	2	0	19
		0	18	0	0	0	0	0	0	0	0	18
		0	0	0	0	0	0	1	0	0	0	1
		4	49	2	4	1	3	0	0	7	0	70
		4	7	1	4	1	2	0	0	6	0	25
		0	42	1	0	0	1	0	0	1	0	45
		3	21	5	1	1	4	1	3	4	0	43
		3	3	5	1	0	4	1	3	3	0	23
		0	18	0	0	1	0	0	0	1	0	20
		2	4	3	0	1	5	1	7	2	10	35
		2	1	2	0	0	5	1	7	2	8	28
		0	3	1	0	1	0	0	0	0	2	7
		0	0	0	0	0	0	1	0	0	0	1

()

(:)

					PD				()			
		2	11	2	1	1	2	2	4	4	0	29
		2	3	2	0	1	2	1	4	3	0	18
		0	8	0	1	0	0	1	0	1	0	11
	TV	2	8	0	0	0	4	1	2	1	1	19
		2	2	0	0	0	2	1	1	0	0	8
		0	6	0	0	0	2	0	1	1	1	11
		3	17	2	4	2	3	0	10	6	2	49
		3	5	1	4	0	2	0	7	4	0	26
		0	12	1	0	2	1	0	3	2	2	23
	TV	4	15	1	1	1	5	0	24	10	0	61
		4	7	1	1	0	4	0	24	7	0	48
		0	8	0	0	1	1	0	0	3	0	13
		0	0	0	0	0	1	0	0	0	0	1
	TV	4	20	1	1	1	3	0	9	15	0	54
		4	13	1	0	0	2	0	9	15	0	44
		0	7	0	1	1	1	0	0	0	0	10
	TV	3	5	0	1	1	3	1	37	16	4	71
		3	3	0	1	0	3	0	37	8	3	58
		0	2	0	0	1	0	1	0	8	1	13
	TV	2	7	6	1	1	0	1	13	10	0	41
		2	3	6	1	0	0	1	13	10	0	36
		0	4	0	0	1	0	0	0	0	0	5
	TV	3	7	2	1	0	3	0	17	1	1	35
		3	3	2	1	0	2	0	17	1	1	30
		0	4	0	0	0	1	0	0	0	0	5
		6	7	1	1	0	1	0	17	0	3	36
		6	2	1	1	0	1	0	17	0	3	31
		0	5	0	0	0	0	0	0	0	0	5
	TV	1	6	1	1	0	4	0	7	8	0	28
		1	4	1	1	0	3	0	7	3	0	20
		0	2	0	0	0	1	0	0	5	0	8
	TV	2	3	1	1	0	2	1	0	7	1	18
		2	2	1	1	0	1	0	0	0	0	7
		0	1	0	0	0	1	1	0	7	1	11
	TV	3	13	2	2	1	3	0	2	4	7	37
		3	8	2	2	0	2	0	2	3	7	29
		0	5	0	0	1	1	0	0	1	0	8
		22	44	2	3	2	5	0	69	6	5	158
		22	19	2	3	0	5	0	69	6	2	128
		0	25	0	0	2	0	0	0	0	3	30

()

(:)

					PD				()			
		4	9	1	1	1	2	3	2	4	0	27
		4	1	1	1	0	1	1	2	4	0	15
		0	8	0	0	1	1	2	0	0	0	12
		1	12	4	1	1	5	1	42	35	15	117
		1	11	3	1	0	5	0	42	12	11	86
		0	1	1	0	1	0	1	0	23	4	31
		0	0	0	0	0	0	0	0	2	0	2
		1	10	1	6	1	4	1	11	19	0	54
		1	8	1	6	0	4	1	11	6	0	38
		0	2	0	0	1	0	0	0	13	0	16
가		1	29	1	2	0	1	3	14	11	0	62
		1	6	1	1	0	1	3	14	10	0	37
		0	23	0	1	0	0	0	0	1	0	25
		1	4	0	0	0	0	0	6	24	0	35
		1	4	0	0	0	0	0	6	10	0	21
		0	0	0	0	0	0	0	0	14	0	14
		2	12	5	2	2	3	9	37(2)	19	29	122
		2	7	5	2	1	3	5	37(2)	12	3	79
		0	5	0	0	1	0	4	0	7	26	43
TV		3	19	7	4	3	13	0	38	13	5	105
		3	10	7	4	1	11	0	38	4	4	82
		0	9	0	0	2	2	0	0	9	1	23
		0	0	1	0	0	0	0	0	0	0	1
		0	0	14	15	2	24	1	56	0	0	56
		0	0	9	11	1	19	1	41	0	0	41
		0	0	5	4	1	5	0	15	0	0	15

(:)

				()	/			
		13	86	31	33	125	0	288
		13	68	28	31	117	0	257
		0	18	3	2	8	0	31
		1	1	0	0	0	0	2
		0	2	2	0	0	4	8
		0	1	0	0	0	2	3
		0	1	2	0	0	2	5

(:)

				/	/			
		1	4	0	5	5	0	15
		1	3	0	4	5	0	13
		0	1	0	1	0	0	2
		1	2	0	2	3	0	8
		1	1	0	2	3	0	7
		0	1	0	0	0	0	1
		5	3	0	3	1	0	12
		5	1	0	3	1	0	10
		0	2	0	0	0	0	2
		5	3	0	0	1	0	9
		0	0	0	3	0	0	3
		1	2	0	2	3	0	8
		1	1	0	2	3	0	7
		0	1	0	0	0	0	1
		3	4	0	3	3	4	17
		3	4	0	3	3	0	13
		0	0	0	0	0	4	4
		2	10	4	1	5	0	22
		2	5	4	0	5	0	16
		0	5	0	1	0	0	6
		1	4	0	0	0	0	5
		1	3	0	0	0	0	4
		0	1	0	0	0	0	1
		1	2	0	2	3	0	8
		1	1	0	2	3	0	7
		0	1	0	0	0	0	1
		1	2	0	1	2	0	6
		1	2	0	1	2	0	6
		0	0	0	0	0	0	0
		2	2	0	1	2	0	7
		2	0	0	1	2	0	5
		0	2	0	0	0	0	2
		3	2	0	4	1	0	10
		3	1	0	2	1	0	7
		0	1	0	2	0	0	3
		3	1	0	3	1	0	8
		0	1	0	1	0	0	2

()

				/	/			
		2	3	23	11	8	2	49
		2	2	16	11	7	2	40
		0	1	7	0	1	0	9
		1	2	2	6	0	119	130
		1	2	2	5	0	77	87
		0	0	0	1	0	42	43
		1	0	0	0	3	0	4
		1	0	0	0	3	0	4
		0	0	0	0	0	0	0
		0	1	1	1	0	0	3
		0	1	0	1	0	0	2
		0	0	1	0	0	0	1
		0	1	0	2	0	0	3
		0	1	0	2	0	0	3
		0	0	0	0	0	0	0
		2	2	1	1	1	0	7
		2	2	0	0	0	0	4
		0	0	1	1	1	0	3
		0	2	0	0	0	0	2
		0	1	0	0	0	0	1
		0	1	0	0	0	0	1
		0	4	0	0	0	0	4
		0	3	0	0	0	0	3
		0	1	0	0	0	0	1
		2	0	0	1	1	1	5
		2	0	0	1	1	0	4
		0	0	0	0	0	1	1
		0	1	0	0	1	1	3
		0	1	0	0	1	1	3
		0	0	0	0	0	0	0
21		0	1	0	0	1	0	2
		0	1	0	0	1	0	2
		0	0	0	0	0	0	0
		2	2	0	0	5	0	9
		2	2	0	0	5	0	9
		0	0	0	0	0	0	0
		1	2	0	2	1	0	6
		1	0	0	2	1	0	4
		0	2	0	0	0	0	2

2.

가.

(1)

*

			()	()	(%)		
KBS	1TV	03	7,275	-	100.0		
		03 가	7,275	-	100.0		
		04	7,275	-	100.0		
		2TV	03	7,275	-	100.0	
			03 가	7,275	-	100.0	
			04	7,275	-	100.0	
		1R	03	10,080	-	100.0	
			03 가	10,080	-	100.0	
			04	10,080	-	100.0	
		2R	03	9,240	-	100.0	
			03 가	9,240	-	100.0	
			04	9,240	-	100.0	
	FM	03	10,080	-	100.0		
		03 가	10,080	-	100.0		
		04	10,080	-	100.0		
	TV	03	03	7,275	423	5.8	
			03 가	7,275	523	7.2	
			04	7,275	548	7.5	
		1R	03 가	10,080	704	7.0	
			04	10,080	939	9.3	
		2R	03 가	9,240	1,335	14.4	
			04	9,240	890	9.6	
		FM	03 가	10,080	840	8.3	
			04	10,080	1,260	12.5	
		TV	03	03	7,275	253	3.4
				03 가	7,275	290	4.0
				04	7,275	260	3.6
1R	03 가		10,080	578	5.7		
	04		10,080	578	5.7		
FM	04		10,080	840	8.3		

*

()

()

			()	()	(%)	
KBS	TV	03	7,275	328	4.5	
		03 가	7,275	371	5.1	
		04	7,275	371	5.1	
		1R	03 가	10,080	463	4.6
		04	10,080	463	4.6	
		2R	03 가	9,240	430	4.7
		04	9,240	460	5.0	
		FM	03 가	10,080	840	8.3
	04	10,080	840	8.3		
	TV	03	7,275	27	0.3	
		03 가	7,275	52	0.7	
		04	7,275	52	0.7	
		1R	03 가	10,080	854	8.5
		04	10,080	716	7.1	
		FM	03 가	10,080	420	4.2
		04	10,080	420	4.2	
		TV	03	7,275	401	5.5
	03 가		7,275	373	5.1	
	04		7,275	403	5.5	
	1R		03 가	10,080	651	6.5
	04		10,080	651	6.5	
	2R		03 가	9,240	485	5.2
	04		9,240	575	6.2	
	FM		03 가	10,080	1,680	16.7
	04	10,080	1,680	16.7		
	TV	03	7,275	27	0.3	
		03 가	7,275	27	0.4	
		04	7,275	27	0.4	
		1R	03 가	10,080	626	6.2
		04	10,080	626	6.2	
	TV	03	7,275	27	0.3	
		03 가	7,275	27	0.4	
		04	7,275	27	0.4	
		1R	03 가	10,080	626	6.2
		04	10,080	626	6.2	
	TV	03	7,275	393	5.3	
		03 가	7,275	375	5.2	
		04	7,275	411	5.6	
		1R	03	10,080	866	8.6
		03 가	10,080	866	8.6	
		04	10,080	866	8.6	

()

			()	()	(%)		
KBS	2R	03	9,240	320	3.5		
		03 가	9,240	710	7.7		
		04	9,240	740	8.0		
		FM	03	10,080	840	8.3	
			03 가	10,080	720	7.1	
			04	10,080	1,080	10.7	
	TV	03	7,275	2	0.0		
		03 가	7,275	17	0.2		
		04	7,275	17	0.2		
		1R	03 가	10,080	591	5.9	
			04	10,080	607	6.1	
		FM	03 가	10,080	840	8.3	
	04		10,080	840	8.3		
	TV	03	7,275	2	0.0		
		03 가	7,275	17	0.2		
		04	7,275	17	0.2		
		1R	03 가	10,080	607	6.0	
			04	10,080	607	6.0	
		TV	03	7,275	346	4.7	
	03 가		7,275	409	5.6		
	04		7,275	409	5.6		
	1R		03 가	10,080	831	8.2	
			04	10,080	831	8.2	
	FM		03 가	10,080	840	8.3	
		04	10,080	840	8.3		
	TV	03	03	7,275	371	5.1	
			03 가	7,275	423	5.8	
			04	7,275	423	5.8	
		1R	03 가	10,080	841	8.8	
			04	10,080	841	8.8	
		2R	03 가	9,240	405	4.4	
			04	9,240	460	5.0	
		FM	03 가	10,080	840	8.3	
			04	10,080	840	8.3	
		TV	03	03	7,275	450	6.1
				03 가	7,275	377	5.2
				04	7,275	366	5.0
	1R		03 가	10,080	831	8.2	
			04	10,080	831	8.2	
	2R		03 가	9,240	70	0.8	
		04	9,240	70	0.8		

()

			()	()	(%)		
KBS	FM	03 가	10,080	840	8.3		
		04	10,080	840	8.3		
	TV	03	7,275	75	1.0		
		03 가	7,275	75	1.0		
		04	7,275	75	1.0		
	1R	03 가	10,080	527	5.2		
		04	10,080	479	4.8		
	FM	03 가	10,080	840	8.3		
		04	10,080	840	8.3		
	TV	03	03	7,275	434	5.9	
			03 가	7,275	373	5.1	
			04	7,275	373	5.1	
		1R	03 가	10,080	581	5.8	
			04	10,080	581	5.8	
		2R	03 가	9,240	30	0.3	
			04	9,240	30	0.3	
		FM	03 가	10,080	840	8.3	
			04	10,080	840	8.3	
		TV	03	03	7,275	176	2.4
				03 가	7,275	219	3.0
				04	7,275	211	2.9
	1R		03 가	10,080	510	5.1	
			04	10,080	505	5.1	
	FM		03 가	10,080	420	4.2	
		04	10,080	420	4.2		
	TV	03	03	7,275	101	1.3	
			03 가	7,275	98	1.3	
			04	7,275	101	1.4	
		1R	03 가	10,080	510	5.1	
			04	10,080	505	5.1	
		FM	03 가	10,080	840	8.3	
	04		10,080	840	8.3		
	TV	03	03	7,275	3	0.0	
			03 가	7,275	3	0.0	
			04	7,275	3	0.0	
		1R	03 가	10,080	505	5.0	
			04	10,080	265	2.6	
		TV	03	03	7,275	3	0.0
	03 가			7,275	3	0.0	
	04			7,275	3	0.0	
	1R		03 가	10,080	510	5.1	
			04	10,080	505	5.1	

()

			()		()		(%)	
			(5)	(2)	(5)	(2)		
KBS	TV	03	7,275		13		0.2	
		03 가	7,275		13		0.2	
		04	7,275		12		0.2	
		1R	03 가	10,080		15		0.2
			04	10,080		15		0.2
		2R	03 가	9,240		1,165		12.6
	04		9,240		1,195		12.6	
	TV	03	7,275		300		4.1	
		03 가	7,275		280		3.8	
		04	7,275		350		4.8	
		1R	03 가	10,080		500		5.0
			04	10,080		500		5.0
		2R	03 가	9,240		360		3.9
			04	9,240		360		3.9
		FM	03 가	10,080		1,260		12.5
	04		10,080		1,260		12.5	
MBC	TV	03-04-28	4,835	2,400	-	-	100.0	
		03-11-03	4,835	2,400	-	-	100.0	
		04-05-03	4,835	2,400	-	-	100.0	
	AM/FM	03-04-14	7,200	2,880	7,200	2,880	100.0	
		03-10-20	7,200	2,880	7,200	2,880	100.0	
		04-04-26	7,200	2,880	7,200	2,880	100.0	
MBC	TV	03-04-28	5,435	1,800	892	110	13.8	
		03-11-03	5,435	1,800	828	170	13.8	
		04-05-03	5,435	1,800	888	165	14.5	
	AM	03-04-14	7,200	2,880	1,695	685	23.6	
		03-10-20	7,200	2,880	1,695	685	23.6	
		04-04-26	7,200	2,880	1,695	680	23.6	
	FM	03-04-14	7,200	2,880	1,525	610	21.2	
		03-10-20	7,200	2,880	1,525	610	21.2	
		04-04-26	7,200	2,880	1,225	490	17.0	
MBC	TV	03-04-28	5,665	2,280	710	140	10.7	
		03-04-29	5,450	2,400	785	55	10.7	
		03-04-30	4,835	2,400	780	60	11.6	
	AM	03-05-01	7,200	2,880	1,325	340	16.5	
		03-05-02	7,200	2,880	1,325	340	16.5	
		03-05-03	7,200	2,880	1,434	380	18.0	
	FM	03-05-04	7,200	2,880	1,055	480	15.2	
		03-05-05	7,200	2,880	1,045	490	15.2	
		03-05-06	7,200	2,880	625	250	8.6	

()

			()		()		(%)
			(5)	(2)	(5)	(2)	
MBC	TV	03-04-28	4,835	2,400	850	130	13.6
		03-10-20	4,835	2,400	880	120	13.8
		04-05-03	4,835	2,400	880	120	13.8
	AM	03-04-14	7,200	2,880	1,500	580	20.6
		03-10-20	7,200	2,880	1,500	580	20.6
		04-04-26	7,200	2,880	1,500	580	20.6
	FM	03-04-14	7,200	2,880	1,200	480	16.7
		03-10-20	7,200	2,880	1,200	480	16.7
		04-04-26	7,200	2,880	1,200	480	16.7
MBC	TV	03-04-28	4,835	2,400	720	90	11.0
		03-11-03	4,835	2,400	675	85	10.0
		04-05-03	4,835	2,400	665	95	10.0
	AM	03-04-14	7,200	2,880	1,300	495	17.0
		03-10-20	7,200	2,880	1,295	495	17.0
		04-04-26	7,200	2,880	1,295	490	17.0
	FM	03-04-14	7,200	2,880	1,295	480	17.0
		03-10-20	7,200	2,880	1,200	480	16.0
		04-04-26	7,200	2,880	1,200	480	16.0
MBC	TV	03-04-28	4,955	2,280	880	440	17.9
		03-11-03	4,955	2,280	930	385	18.2
		04-05-03	4,955	2,280	880	440	18.2
	AM	03-04-13	7,200	2,880	2,129	851	29.5
		03-10-20	7,200	2,880	2,164	866	30.1
		04-04-26	7,200	2,880	2,160	864	30.0
	FM	03-04-13	7,200	2,880	2,100	840	29.1
		03-10-20	7,200	2,880	2,100	840	29.1
		04-04-26	7,200	2,880	2,100	840	29.1
MBC	TV	03-04-28	4,835	2,400	715	315	14.2
		03-06-28	4,835	2,400	715	320	14.3
		03-11-03	4,835	2,400	770	260	14.2
		04-01-05	4,835	2,400	715	310	14.1
		04-05-03	4,835	2,400	715	310	14.1
	AM	03-04-14	7,200	2,880	1,450	530	19.6
		03-10-20	7,200	2,880	1,525	600	21.1
		04-04-26	7,200	2,880	1,525	600	21.1
	FM	03-04-14	7,200	2,880	1,225	490	17.0
03-10-20		7,200	2,880	1,525	610	21.2	
04-04-26		7,200	2,880	1,525	610	21.2	
MBC	TV	03-04-28	6,755	480	590	170	10.5
		03-11-03	6,755	480	645	120	10.6
		04-05-03	6,755	480	590	170	10.5

()

			()		()		(%)
			(5)	(2)	(5)	(2)	
MBC	AM	03-04-14	7,200	2,880	1,396	549	19.4
		03-10-20	7,200	2,880	1,348	612	19.4
		04-04-26	7,200	2,880	1,667	518	21.7
	FM	03-04-14	7,200	2,880	1,200	480	16.7
		03-10-20	7,200	2,880	1,200	480	16.7
		04-04-26	7,200	2,880	1,200	480	16.7
MBC	TV	03-11-03	4,835	2,400	855	440	17.9
MBC	TV	03-04-28	4,835	2,400	895	255	15.9
		03-11-03	4,835	2,400	950	265	16.8
		04-05-03	4,835	2,400	900	310	16.7
MBC	TV	03-04-28	5,135	2,100	785	190	13.5
	AM	03-04-14	7,200	2,880	1,275	425	16.9
	FM	03-04-14	7,200	2,880	1,200	480	16.7
MBC	TV	03-04-28	4,835	2,400	715	215	12.9
		03-11-03	4,835	2,400	725	225	13.1
		04-05-03	4,835	2,400	725	175	12.4
	AM	03-04-14	7,175	2,870	1,375	480	18.5
		03-11-03	7,175	2,870	1,450	465	19.1
		04-04-26	7,175	2,870	1,375	450	18.2
	FM	03-04-14	7,175	2,870	1,200	480	16.7
		03-11-03	7,175	2,870	1,200	480	16.7
		04-04-26	7,175	2,870	1,200	480	16.7
MBC	TV	02-10-21	4,835	2,400	815	480	17.9
		03-04-28	4,835	2,400	760	435	16.5
		03-11-03	4,835	2,400	765	400	16.1
		04-05-03	4,835	2,400	820	400	16.9
	AM	02-10-01	7,200	2,880	1,250	440	16.8
		03-04-14	7,200	2,880	1,225	315	15.3
		03-10-20	7,200	2,880	1,425	410	18.2
		04-04-26	7,200	2,880	1,475	365	18.3
	FM	02-10-01	7,200	2,880	1,825	730	25.3
		03-04-14	7,200	2,880	1,225	490	17.0
		03-10-20	7,200	2,880	1,525	610	21.2
		04-04-26	7,200	2,880	1,825	730	25.3
MBC	TV	03-04-28	4,835	2,400	755	540	17.9
		03-06-28	4,835	2,400	705	540	17.2
		03-11-03	4,835	2,400	700	563	17.4
		04-01-01	4,835	2,400	700	513	16.8
		04-05-03	4,835	2,400	750	513	17.4

()

			()		()		(%)
			(5)	(2)	(5)	(2)	
MBC	AM	03-04-14	7,200	2,880	2,235	859	30.7
		03-10-20	7,200	2,880	2,235	864	30.7
		04-01-05	7,200	2,880	2,280	879	31.3
		04-04-26	7,200	2,880	2,280	874	31.3
	FM	03-04-14	7,200	2,880	2,125	856	29.5
		03-10-20	7,200	2,880	2,125	970	30.7
		04-01-05	7,200	2,880	2,125	970	30.7
		04-04-26	7,200	2,880	2,125	970	30.7
MBC	TV	03-04-28	4,835	2,400	668	235	12.5
		03-11-03	4,835	2,400	603	285	12.3
		04-05-03	4,835	2,400	613	255	12.0
	AM	03-04-14	7,200	2,880	1,520	588	20.9
		03-10-20	7,200	2,880	1,495	583	20.9
		04-04-26	7,200	2,880	1,495	579	20.6
	FM	03-04-14	7,200	2,880	1,865	740	25.8
		03-10-20	7,200	2,880	1,865	740	25.8
		04-04-26	7,200	2,880	1,865	746	25.9
MBC	TV	03-04-28	4,835	2,400	589	280	11.9
		03-11-03	4,835	2,400	655	340	13.8
		04-05-03	4,835	2,400	655	340	13.8
	AM	03-04-14	7,200	2,880	1,230	420	16.5
		03-10-20	7,200	2,880	1,430	520	19.3
		04-04-26	7,200	2,880	1,430	520	19.3
	FM	03-04-14	7,200	2,880	1,200	480	16.7
		03-10-20	7,200	2,880	1,200	480	16.7
		04-04-26	7,200	2,880	1,200	480	16.7
MBC	TV	03-04-28	4,835	2,400	885	630	20.9
		03-11-03	4,835	2,400	850	645	20.7
		04-05-03	4,835	2,400	830	665	20.7
	AM	03-04-14	7,200	2,880	2,090	810	28.8
		03-10-20	7,200	2,880	2,140	820	29.4
		04-05-03	7,200	2,880	2,120	875	29.7
	FM	03-04-14	7,200	2,880	1,525	610	21.2
		03-10-20	7,200	2,880	1,525	610	21.2
		04-05-03	7,200	2,880	1,525	610	21.2
MBC	TV	03-04-28	4,835	2,400	600	260	12.7
		03-11-03	4,835	2,400	600	250	12.7
		04-05-03	4,835	2,400	660	250	13.4
	AM	03-01-01	7,200	2,880	1,150	430	15.7
		03-04-14	7,200	2,880	1,150	425	15.6
		03-10-20	7,200	2,880	1,350	515	18.5

()

			()		()		(%)
			(5)	(2)	(5)	(2)	
MBC	AM	04-04-26	7,200	2,880	1,350	505	18.4
		03-01-01	7,200	2,880	1,200	480	16.6
	FM	03-04-14	7,200	2,880	1,200	480	16.6
		03-10-20	7,200	2,880	1,200	480	16.6
		04-04-26	7,200	2,880	1,200	480	16.6
MBC	TV	03-04-28	4,835	2,400	705	335	14.4
		03-11-03	4,835	2,400	705	415	15.5
		04-05-03	4,835	2,400	765	395	16.0
	AM	03-04-14	7,200	2,880	1,400	430	18.2
		03-10-20	7,200	2,880	1,650	530	21.6
		04-04-26	7,200	2,880	1,650	630	22.6
	FM	04-04-14	7,200	2,880	1,200	660	18.5
		03-10-20	7,200	2,880	1,800	720	25.0
		04-04-26	7,200	2,880	1,800	720	25.0
MBC	TV	03-04-28	5,504	2,773	605	375	13.5
		03-11-03	5,504	2,773	735	335	14.8
	AM	03-04-14	7,200	2,880	1,730	520	23.0
		03-10-20	7,200	2,880	1,755	635	23.7
	FM	03-04-14	7,200	2,880	1,800	720	25.0
		03-10-20	7,200	2,880	1,800	720	25.0
EBS	TV	03-02-24	4,700	2,280	0	0	100.0
		03-08-25	4,700	2,280	0	0	100.0
		03-09-29	4,700	2,280	0	0	100.0
		04-03-01	4,800	2,280	0	0	100.0
	FM	03-02-24	6,000	2,400	0	0	100.0
		03-08-25	6,000	2,400	0	0	100.0
		04-03-01	6,300	2,520	0	0	100.0
SBS	TV	03. 5	4,905	2,400	0	0	100.0
		03. 11	4,905	2,400	0	0	100.0
		04. 5	4,905	2,400	0	0	100.0
	AM	03-04-07	7,200	2,880	0	0	100.0
		03-10-13	7,200	2,880	0	0	100.0
		04-05-03	7,200	2,880	0	0	100.0
	FM	03-04-07	7,200	2,880	0	0	100.0
		03-10-13	7,200	2,880	0	0	100.0
04-05-03		7,200	2,880	0	0	100.0	
	TV	03-05-10	4,905	2,400	1,545	580	29.1
		03-11-03	4,905	2,400	1,495	580	28.4
	FM	03-04-07	7,200	2,880	3,200	1,460	46.2
		03-10-13	7,200	2,880	3,200	1,280	44.5

()

			()		()		(%)
			(5)	(2)	(5)	(2)	
	TV	03-05-10	4,905	2,400	1,705	490	30.0
		03-11-24	4,920	2,400	1,690	510	30.1
		04. 5	4,905	2,400	1,705	445	29.4
	FM	03-04-05	7,200	2,880	2,375	960	33.1
		03-10-13	7,200	2,880	2,350	940	32.6
		04-04-05	7,200	2,880	2,350	940	32.6
	TV	03-05-12	4,905	2,430	1,435	765	30.0
		03-11-03	4,905	2,400	1,370	775	30.0
		04-05-01	4,905	2,400	1,320	810	30.0
	FM	04-05-01	7,200	2,880	2,400	960	32.3
	TV	03-05-03	4,900	2,430	1,355	860	30.2
		03-11-03	5,010	2,320	1,350	860	30.1
		04-05-01	5,010	2,320	1,380	860	30.5
	FM	03-04-07	7,200	2,880	2,350	940	32.6
		04-05-03	7,200	2,880	2,330	930	32.3
	TV	03-01-06	4,690	2,310	0	0	100.0
		03-04-07	4,390	2,380	0	0	100.0
		03-06-09	4,465	2,320	0	0	100.0
		03-10-27	4,475	2,300	0	0	100.0
		04-04-19	4,475	2,330	0	0	100.0
	TV	03-03-03	4,905	2,400	1,585	420	27.4
		03-05-12	4,905	2,400	1,530	480	27.5
		03-07-21	4,905	2,400	1,590	410	27.4
		03-11-03	4,905	2,400	1,445	530	27.0
		04-01-01	4,905	2,435	1,445	565	27.4
		04-03-08	4,905	2,435	1,475	565	27.8
		04-05-28	5,025	2,435	1,465	625	28.0
	FM	03-03-03	7,200	2,880	2,100	720	28.0
		03-10-13	7,200	2,880	2,100	720	28.0
04-05-03		7,200	2,880	2,100	720	28.0	
	TV	02-11-04	4,905	2,400	1,205	795	27.4
		03-01-06	4,905	2,400	1,145	795	26.2
		03-03-03	4,905	2,400	1,225	780	27.4
		03-05-10	4,905	2,400	1,315	705	27.7
		03-11-03	4,905	2,400	1,315	655	27.0
		04-03-08	4,905	2,400	1,285	715	27.4
	FM	03-04-01	7,200	2,880	2,100	840	29.2
	TV	03-02-08	4,815	2,490	1,435	520	26.8
		03-03-03	4,815	2,490	1,470	510	27.1
		03-05-10	4,815	2,490	1,510	510	27.7
		03-07-21	4,915	2,500	1,520	510	27.4

()

			()		()		(%)
			(5)	(2)	(5)	(2)	
	TV	03-11-03	4,935	2,500	1,360	660	27.2
		03-12-01	4,935	2,500	1,360	660	27.2
		04-03-08	4,945	2,500	1,290	730	27.1
		04-05-01	4,935	2,500	1,335	720	27.6
	FM	03-03-03	7,200	2,880	2,100	840	29.1
		03-04-07	7,200	2,880	2,100	840	29.1
		03-10-13	7,200	2,880	2,100	840	29.1
		04-05-03	7,200	2,880	2,100	840	29.1
	TV	03-05-10	4,905	2,400	1,010	495	20.6
		03-11-03	4,905	2,400	950	550	20.5
		04-05-01	5,025	2,400	1,195	290	20.0
	FM	03-10-10	7,200	2,880	1,750	700	24.3
		04-04-26	7,200	2,880	1,500	600	20.8
	TV	03-05-10	4,905	2,400	1,115	550	22.8
		03-11-03	4,905	2,400	1,085	480	21.4
		04-05-03	4,905	2,400	1,045	480	20.9
	FM	03-04-21	7,200	2,880	0	0	100.0
		04-01-01	7,200	2,880	0	0	100.0
		04-01-01	7,200	2,880	0	0	100.0
	()	03-04-21	6,300	2,520	0	0	100.0
		03-10-20	6,300	2,520	0	0	100.0
		04-04-18	6,300	2,520	0	0	100.0
		03-04-21	6,300	2,520	2,446	720	35.9
		03-10-20	6,300	2,520	2,505	625	35.5
		04-04-18	6,300	2,520	2,625	675	37.5
		03-04-21	6,300	2,520	2,250	770	34.9
		03-10-20	6,300	2,520	2,149	730	35.7
		04-04-18	6,300	2,520	2,650	815	39.3
		03-04-21	6,300	2,520	1,550	540	23.7
		03-10-20	6,300	2,520	1,673	435	23.9
		04-04-18	6,300	2,520	1,760	380	24.3
		03-04-21	6,300	2,520	511	80	6.7
		03-10-20	6,300	2,520	511	80	6.7
		04-04-18	6,300	2,520	430	70	5.7
()	()	03.5 /10	7,080	2,880	7,080	2,880	100.0
		03.5 /10	6,000	2,400	1,470	588	24.5
		03.5 /10	6,000	2,400	1,680	672	28.0
		03.5 /10	6,000	2,400	1,494	598	24.9
		03.5 /10	6,000	2,400	1,320	528	22.3
		03.5 /10	6,000	2,400	1,140	456	19.0

()

			()		()		(%)
			(5)	(2)	(5)	(2)	
		03.5 /10	6,000	2,400	1,020	408	17.0
		03.5 /10	6,000	2,400	1,470	588	24.5
		03.5 /10	6,000	2,400	1,500	600	25.0
		03.5 /10	6,000	2,400	1,068	427	17.8
		03.5 /10	6,000	2,400	1,380	552	23.0
		03.5 /10	6,000	2,400	1,464	586	24.4
		03.5 /10	6,000	2,400	1,620	648	27.0
		03-09-01	6,600	2,640	0	0	100.0
		04-05-24	6,000	2,400	0	0	100.0
	()	03-04-01	6,300	2,520	1,150	470	18.4
		03-11-03	6,300	2,520	575	240	9.2
		04-03-29	6,300	2,520	575	240	9.2
		03-04-01	6,300	2,520	1,150	470	18.4
		03-11-03	6,300	2,520	575	240	9.2
		04-03-29	6,300	2,520	575	240	9.2
		03-04-01	6,300	2,520	1,200	355	17.6
		03-11-03	6,300	2,520	1,225	365	18.0
		04-03-29	6,425	2,570	1,250	490	19.3
		03-01-01	6,600	2,640	0	0	100.0
		04-03-15	7,200	2,880	0	0	100.0
	()	03-04-21	6,300	2,520	0	0	100.0
		03-10-13	6,300	2,520	0	0	100.0
		04-04-19	6,300	2,520	0	0	100.0
		03-04-21	6,300	2,520	900	340	14.1
		03-10-13	6,300	2,520	625	305	10.5
		04-04-19	6,300	2,520	725	300	11.6
		03-04-21	6,300	2,520	900	340	14.1
		03-10-13	6,300	2,520	625	305	10.5
		04-04-19	6,300	2,520	725	300	11.6
		03-04-21	6,300	2,520	900	340	14.1
		03-10-13	6,300	2,520	625	305	10.5
		04-04-19	6,300	2,520	725	300	11.6
		03-04-21	6,300	2,520	900	340	14.1
		03-10-13	6,300	2,520	625	305	10.5
		04-04-19	6,300	2,520	725	300	11.6

()

			()		()		(%)
			(5)	(2)	(5)	(2)	
	()	03-04-07	6,600	2,640	6,600	2,640	100.0
		03-10-06	6,600	2,640	6,600	2,640	100.0
		03-03-01	7,200	2,880	5,650	2,165	77.0
		03-10-01	7,200	2,880	5,350	1,945	71.0
		03-04-07	7,200	2,880	6,450	2,440	75.0
		03-10-06	7,200	2,880	6,450	2,440	75.0
		03-04-04	6,600	2,640	2,355	1,120	37.6
		03-10-06	6,900	2,760	2,360	1,180	36.6
		03-04-07	6,900	2,760	5,049	1,201	64.7
		03-10-07	6,900	2,760	5,050	1,230	65.0
		03-04-07	6,600	2,640	3,960	1,584	60.0
		03-10-06	6,600	2,640	3,960	1,584	60.0
		03-10-06	7,200	2,880	4,360	900	52.3
		04-04-12	7,200	2,880	4,785	1,285	60.3
		03-10-06	7,200	2,880	5,425	1,860	70.2
		04-04-12	7,200	2,880	5,425	1,860	70.2
	()	03-04-07	5,400	2,160	2,025	975	39.7
		03-10-20	6,000	2,400	2,325	1,125	31.1
		04-03-29	6,000	2,400	2,345	1,027	30.1
		03-04-07	5,400	2,160	3,375	1,185	60.3
		03-10-20	6,000	2,400	3,675	1,275	58.9
		04-03-29	6,000	2,400	3,655	1,373	59.9
		03-04-07	5,400	2,160	3,375	1,185	60.3
		03-10-20	6,000	2,400	3,675	1,275	58.9
		04-03-29	6,000	2,400	3,655	1,373	59.9
		03-04-07	5,400	2,160	3,375	1,185	60.3
		03-10-20	6,000	2,400	3,675	1,275	58.9
		04-03-29	6,000	2,400	3,655	1,373	59.9
		03-04-07	5,400	2,160	3,375	1,185	60.3
		03-10-20	6,000	2,400	3,675	1,275	58.9
		04-03-29	6,000	2,400	3,655	1,373	59.9
		03-04-07	5,400	2,160	3,375	1,185	60.3
		03-10-20	6,000	2,400	3,675	1,275	58.9
		04-03-29	6,000	2,400	3,655	1,373	59.9
		03-04-07	5,400	2,160	3,375	1,185	60.3
		03-10-20	6,000	2,400	3,675	1,275	58.9
		04-03-29	6,000	2,400	3,655	1,373	59.9

(2)

		() (%)									
KBS	1TV	1,988	28.2	4,064	57.6	1,004	14.2	6,477	90.8	570	8.2
	2TV	581	8.5	3,291	48.2	2,963	43.3	6,047	88.5	788	11.5
	1R	4,277	48.8	4,101	46.8	382	4.4	8,152	93.1	608	6.9
	2R	1,236	15.4	2,797	34.8	3,998	49.8	8,030	100	0	0.0
	3R	1,734	22.6	3,617	47.2	2,314	30.2	5,423	70.7	2,242	29.3
	1FM	-	-	-	-	-	-	8,030	91.7	730	8.3
	2FM	-	-	-	-	-	-	8,760	100	0	0.0
MBC	TV	1,518	21.2	2,462	34.3	3,194	44.5	6,650	92.7	524	7.3
	AM	1,401	16.0	5,943	68.0	1,416	16.0	8,760	100.0	0	0.0
MBC	TV	313	38.4	502	61.6	0	0.0	815	100.0	0	0.0
	AM	219	10.7	1,435	70.4	386	18.9	2,040	100.0	0	0.0
	FM	0	0.0	0	0.0	1,830	100.0	1,830	100.0	0	0.0
MBC	TV	253	3.6	417	6.3	52	0.8	722	100.0	0	0.0
	AM	300	3.4	551	6.4	587	6.7	1,438	100.0	0	0.0
	FM	0	0.0	0	0.0	1,325	15.2	1,325	100.0	0	0.0
MBC	TV	337	39.5	416	48.8	100	11.7	853	100.0	0	0.0
	AM	243	13.5	893	49.5	667	37.0	1,803	100.0	0	0.0
	FM	0	0.0	0	0.0	1,456	100.0	1,456	100.0	0	0.0
MBC	TV	254	37.3	374	55.0	52	7.6	680	100.0	0	0.0
	AM	212	13.7	867	55.9	472	30.4	1,551	100.0	0	0.0
	FM	0	0.0	728	50.0	728	50.0	1,456	100.0	0	0.0
MBC	TV	325	20.5	1,137	71.8	121	7.7	1,396	88.2	187	11.8
	AM	56	7.7	517	71.1	154	21.2	727	100.0	0	0.0
	FM	0	0.0	312	42.9	415	57.1	727	100.0	0	0.0
MBC	TV	269	30.0	575	64.0	52	6.0	896	100.0	0	0.0
	AM	225	12.6	886	49.9	667	37.5	1,778	100.0	0	0.0
	FM	0	0.0	758	45.4	910	54.6	1,668	100.0	0	0.0
MBC	TV	308	46.0	2,282	34.0	7,920	20.0	2,722	100.0	0	0.0
	AM	165	9.7	1,200	70.7	334	19.6	1,699	100.0	0	0.0
	FM	0	0.0	0	0.0	1,456	100.0	1,456	100.0	0	0.0

()

		() (%)									
MBC	TV	373	33.6	646	57.1	104	9.3	1,122	100.0	0	0.0
MBC	TV	368	35.9	535	52.3	121	11.8	1,024	100.0	0	0.0
MBC	TV	1,518	21.2	2,462	34.3	3,194	44.5	6,650	92.7	524	7.3
	AM	1,363	15.6	5,943	68.1	1,416	16.2	8,722	100.0	0	0.0
	FM	0	0.0	0	0.0	8,722	100.0	8,722	100.0	0	0.0
MBC	TV	1,635	36.4	2,305	51.3	553	12.3	4,493	100.0	0	0.0
	AM	932	12.7	3,337	45.3	3,098	42.0	7,367	100.0	0	0.0
MBC	TV	380	36.5	602	57.9	58	5.6	998	96.0	43	4.0
	AM	204	14.4	880	62.3	329	23.3	1,413	100.0	0	0.0
	FM	0	0.0	853	53.1	752	46.9	1,605	100.0	0	0.0
MBC	TV	479	43.9	565	51.8	47	4.3	1,088	99.7	3	0.3
	AM	348	13.2	1,380	52.4	906	34.4	2,634	100.0	0	0.0
	FM	0	0.0	1,101	43.7	1,422	56.3	2,523	100.0	0	0.0
MBC	TV	307	39.9	411	53.4	52	6.7	770	100.0	0	0.0
	AM	278	15.4	968	53.7	555	30.9	1,801	100.0	0	0.0
	FM	73	3.3	1,445	64.5	722	32.2	2,240	100.0	0	0.0
MBC	TV	1,518	21.2	2,462	34.3	3,194	44.5	6,650	92.7	524	7.3
	AM	1,363	15.7	5,943	68.1	1,416	16.2	8,722	100.0	0	0.0
	FM	0	0.0	4,364	50.0	4,364	50.0	8,728	100.0	0	0.0
MBC	TV	430	32.0	698	51.9	217	16.1	1,343	99.9	1	0.1
	AM	395	15.6	1,244	49.1	895	35.3	2,534	100.0	0	0.0
	FM	0	0.0	1,122	60.7	728	39.3	1,850	100.0	0	0.0
MBC	TV	313	44.2	348	49.2	48	6.6	797	100.0	0	0.0
	AM	223	15.5	648	45.3	559	39.1	1,429	100.0	0	0.0
	FM	0	0.0	728	50.0	728	50.0	1,456	100.0	0	0.0
MBC	TV	325	0.0	381	0.1	286	0.0	988	13.8	4	0.0
	AM	280	0.0	1,081	0.1	377	0.0	1,738	0.2	0	0.0
	FM	0	0.0	1,170	0.1	728	8.3	1,898	0.2	0	0.0
MBC	TV	348	36.9	472	50.1	122	12.9	942	13.1	1	0.0
	AM	273	14.0	1,478	75.0	199	11.0	1,950	22.3	0	0.0
	FM	0	0.0	1,456	66.0	728	34.0	2,184	25.0	0	0.0
EBS	TV	31	0.5	6,018	99.5	0	0.0	4,853	80.2	1,196	19.8
	FM	0	0.0	7,280	100.0	0	0.0	5,953	81.8	1,327	18.2

()

		() (%)									
SBS	TV	873	12.2	3,310	46.4	2,958	41.4	6,644	93.0	497	7.0
	AM	1,524	17.4	3,802	43.4	3,434	39.2	8,760	100.0	0	0.0
	FM	0	0.0	5,110	58.3	3,650	41.7	8,760	100.0	0	0.0
	TV	935	13.2	3,301	46.7	2,830	40.1	7,066	100.0	0	0.0
	FM	259	3.1	4,780	56.5	3,414	40.4	8,453	100.0	0	0.0
	TV	794	12.1	3,596	54.8	2,172	33.1	364	70.0	156	30.0
	FM	202	2.3	0	0.0	8,522	97.7	8,724	100.0	0	0.0
	TV	476	25.0	1,133	60.0	273	14.0	1,341	71.0	541	29.0
	FM	0	0.0	5,453	62.5	3,271	37.5	8,724	100.0	0	0.0
	TV	404	21.4	1,067	55.7	444	23.2	1,656	86.5	259	13.5
	FM	56	2.0	995	35.0	1,800	63.0	2,851	100.0	0	0.0
	TV	784	12.9	2,624	43.2	2,664	43.9	1,456	24.0	4,617	76.0
	FM	123	2.8	0	0.0	4,338	97.2	4,461	100.0	0	0.0
	TV	963	14.6	3,305	50.1	2,328	35.3	6,147	93.2	449	6.8
	FM	56	0.6	0	0.0	8,668	99.4	8,724	100.0	0	0.0
	TV	383	21.4	997	56.7	409	22.9	1,444	80.7	345	19.3
	FM	0	0.0	0	0.0	8,760	100.0	8,760	100.0	0	0.0
	TV	345	19.4	1,031	57.8	406	22.8	1,653	92.8	129	7.2
	FM	2	0.9	0	0.0	206	99.1	208	100.0	0	0.0
	FM	2,185	25.0	3,030	35.0	3,545	40.0	8,760	100.0	0	0.0
	TV	899	12.6	3,285	46.2	2,927	41.2	6,741	94.8	370	5.2
	FM	19	1.0	0	0.0	1,953	99.0	1,972	100.0	0	0.0
	TV	737	11.7	2,884	45.5	2,711	42.8	6,132	96.8	200	3.2
		652	8.5	4,767	62.2	2,246	29.3	7,432	97.0	233	3.0
		550	7.4	5,656	76.1	1,226	16.5	7,432	97.0	233	3.0
		222	2.9	6,538	85.3	905	11.8	7,612	99.3	53	0.7
		756	9.8	5,355	69.8	1,554	20.2	7,574	98.8	91	1.2
		652	8.5	4,767	62.2	2,246	29.3	7,432	97.0	233	3.0
		2,130	24.5	5,482	63.1	1,065	12.4	8,677	100.0	0	0.0
		1,960	27.2	5,240	72.8	0	0.0	7,200	100.0	0	0.0
		1,825	25.0	4,672	64.0	803	11.0	7,300	100.0	0	0.0
		2,412	33.6	4,199	58.4	589	0.8	7,200	100.0	0	0.0
		2,444	34.3	4,756	65.7	0	0.0	7,200	100.0	0	0.0

()

		() (%)									
		2,016	28.0	5,184	72.0	0	0.0	7,200	100.0	0	0.0
		2,130	29.5	4,004	55.6	1,066	14.9	7,200	100.0	0	0.0
		2,304	32.0	4,896	68.0	0	0.0	7,200	100.0	0	0.0
		2,031	28.2	5,066	70.4	103	1.4	7,200	100.0	0	0.0
		2,031	28.2	5,066	70.4	103	1.4	7,200	100.0	0	0.0
		2,025	27.7	4,475	61.3	800	11.0	7,300	100.0	0	0.0
		2,130	29.2	4,104	56.2	1,066	14.6	7,300	100.0	0	0.0
		2,378	33.0	4,822	67.0	0	0.0	7,200	100.0	0	0.0
	R	55	2.5	915	42.2	1,200	55.3	2,196	82.0	488	18.0
	R	169	2.2	4,465	58.3	2,858	37.3	7,665	100.0	104	1.4
	R	0	0.0	8,030	100.0	0	0.0	7,300	91.0	730	9.0
	R	551	6.4	8,060	93.6	0	0.0	8,611	1.0	0	0.0
		930	12.3	5,298	70.0	1,332	17.7	7,300	95.3	365	4.7
		930	12.3	5,718	75.7	912	12.0	7,300	95.3	365	4.7
		930	12.3	5,718	75.7	912	12.0	7,300	95.3	365	4.7
		930	12.3	5,718	75.7	912	12.0	7,300	95.3	365	4.7
		930	12.3	5,718	75.7	912	12.0	7,300	95.3	365	4.7
		930	12.3	5,298	70.0	1,332	17.7	7,300	95.3	365	4.7
		156	2.0	7,874	98.0	0	0.0	8,030	100.0	0	0.0
		0	0.0	24	100.0	0	0.0	22	93.0	2	7.0
		19	0.3	7,635	87.3	986	12.4	8,544	98.8	96	1.2
		0	0.0	8,395	100.0	0	0.0	8,395	100.0	0	0.0
		87	1.0	8,304	99.0	0	0.0	8,395	100.0	0	0.0
		141	0.8	7,889	98.2	0	0.0	7,978	99.3	52	0.7
		23	0.3	1,265	14.4	7,473	85.3	8,207	93.7	554	6.3
		122	1.2	8,638	98.8	0	0.0	8,760	100.0	0	0.0
		51	1.9	2,634	98.1	0	0.0	2,685	100.0	0	0.0
		249	3.7	6,361	94.7	106	1.6	6,716	100.0	0	0.0
		249	3.7	6,361	94.7	106	1.6	6,716	100.0	0	0.0
		249	3.7	6,361	94.7	106	1.6	6,716	100.0	0	0.0
		249	3.7	6,361	94.7	106	1.6	6,716	100.0	0	0.0
		249	3.7	6,361	94.7	106	1.6	6,716	100.0	0	0.0
		249	3.7	6,361	94.7	106	1.6	6,716	100.0	0	0.0
		249	3.7	6,361	94.7	106	1.6	6,716	100.0	0	0.0

)

(3)

		() (%)									
KBS		28.2	0.6	3450.8	73.4	1222.3	26	0	0	0	0
		0	0	0	0	108.4	100	0	0	0	0
		0	0	228.3	33.7	449.5	66.3	0	0	0	0
MBC		43.3	2.3	1370.7	71.6	500.1	26.1	1692.8	88.4	221.3	11.6
		0	0	143.1	32.1	302.5	67.9	426	95.6	19.6	4.4
		0	0	0	0	122.6	100	99.1	80.8	23.5	19.2
		0	0	12.8	3.6	340.6	96.4	333.7	94.4	19.6	5.6
MBC		0	0	121	100	0	0	121	100	0	0
MBC		0	0	38.5	100	0	0	38.5	100	0	0
MBC		0	0	48	100	0	0	48	100	0	0
MBC		0	0	43	100	0	0	43	100	0	0
MBC		0	0	275	100	0	0	275	100	0	0
MBC		0	0	195	100	0	0	195	100	0	0
MBC		0	0	46.8	100	0	0	46.8	100	0	0
		0	0	93.5	100	0	0	93.5	100	0	0
MBC		0	0	260	80	52	20	312	100	0	0
MBC		0	0	168.5	79.5	43.5	20.5	162.4	76.4	49.6	23.6
MBC		0	0	1991.8	100	0	0	1991.8	100	0	0
		0	0	450.1	100	0	0	450.1	100	0	0
		0	0	2441.8	100	0	0	2441.8	100	0	0
MBC		0	0	134	100	0	0	134	100	0	0
MBC		0	0	282.4	89.3	34	10.7	316.4	100	0	0
MBC		0	0	269	99.3	2	0.7	271	100	0	0
MBC		0	0	7525	100	0	0	7525	100	0	0
MBC		0	0	302	87.5	43	12.5	345	100	0	0
		0	0	91	68	43	32	134	100	0	0
MBC		0	0	150.5	46.1	175.8	53.9	326.3	100	0	0
		0	0	19	86.4	3	13.6	22	100	0	0
MBC		0	0	116	100	0	0	116	100	0	0
		0	0	150	100	0	0	150	100	0	0

()

		() (%)									
EBS		0	0	1887	100	0	0	1170	62	717	38
SBS		1.4	0.05	1143.5	39.5	730	25	1688.1	57.9	186.8	6.4
		0	0	124	25.9	355	74.1	432.1	90.2	46.9	9.8
		0	0	0	0	229	100	164.1	71.7	64.9	28.3
		0	0	0	0	333	100	255.7	76.8	77.3	23.2
		0	0	212	45.5	259	55.5	466	100	0	0
		0	0	54	71.8	21	28.2	75	100	0	0
		0	0	66	43.5	85	56.5	151	100	0	0
		17	4	324	77	81	19	350	83	72	17
		0	0	240	64	135	36	292	78	83	22
		0	0	58	100	0	0	30	51.7	28	48.3
		0	0	0	0	104	100	104	100	0	0
		0	0	208	36.4	364	63.6	468	81.8	104	18.2
		0	0	195.3	23.8	626	76.2	207.3	30.5	471.4	69.5
		0	0	4.2	3.2	126.7	96.8	8.3	6.4	120.9	93.6
		0	0	213.8	31.6	462.5	68.4	279.4	34.1	541.1	65.9
		0	0	166	72.8	62	27.2	208	91.2	20	8.8
		0	0	364	51.2	347	48.8	630	88.6	81	11.4
		0	0	199	52.3	181	47.7	255	67.1	125	32.9
		0	0	259	53.8	222	46.2	307	63.7	174	36.3
		0	0	266	50.8	258	49.2	459	87.6	65	12.4
		0	0	298	78.7	80.5	21.3	332.9	88	45.6	12
		0	0	364	45.8	431	54.2	795	100	0	0
		446	9.6	2403	48.7	2090	42.3	4740	96	199	4
		0	0	26	100	0	0	26	100	0	0
		0	0	72	82.8	15	17.2	87	100	0	0

1)
2)

(4) TV

		()		(%)		()		(%)	
		(5)	(2)	(5)	(2)	(5)	(2)	(5)	(2)
K B S	1TV	410	0	23.3	0.0	27,910	0	21.7	0.0
		1,480	0	41.5	0.0	75,040	0	32.1	0.0
		590	0	30.8	0.0	30,620	0	50.3	0.0
	2TV	0	0	0.0	0.0	0	0	0.0	0.0
		175	0	8.4	0.0	8,195	0	4.4	0.0
		670	0	33.0	0.0	23,970	0	13.2	0.0
EBS	0	0	0.0	0.0	0	0	0.0	0.0	
	890	240	12.5	3.4	507	217	8.4	3.6	
	0	0	0.0	0.0	0	0	0.0	0.0	
MBC	11,820	2,720	27.5	20.3	400	98	28.3	22.3	
	8,210	2,685	19.1	20.0	291	89	20.5	20.1	
	22,920	8,010	53.4	59.7	725	254	51.2	57.6	
SBS	225	70	4.6	2.9	201	62	4.1	2.8	
	575	180	11.7	7.5	32	46	0.6	2.1	
	755	290	15.4	12.1	517	218	10.5	9.9	

1)

2004 6

2003

2)

(1)

			()		(%)	(%)			
			(5)	(2)					
	TV	03-01-06	6,250	2,470	7.5	15.5	7.0	31.3	2.5
		03-03-08	6,250	2,490	7.8	17.5	7.3	30.3	2.4
		03-05-10	6,250	2,500	6.1	17.3	6.1	31.6	2.4
		03-08-07	6,250	2,500	14.7	19.9	5.7	31.9	2.5
		03-09-01	6,250	2,480	14.7	17.4	5.6	31.8	2.4
		03-10-06	6,200	2,480	15.8	18.7	6.1	34.3	2.6
		03-12-02	6,200	2,480	18.5	18.5	6.1	34.4	2.6
		04-01-03	6,300	2,480	12.5	15.5	6.8	36.1	2.7
		04-04-05	6,150	2,490	12.4	15.9	8.4	35.8	2.7
	CBS TV	03-04-05	6,000	2,400	55.4	72.9	4.2	9.7	13.2
		03-11-01	6,000	2,400	47.9	67.1	4.6	18.0	10.4
		04-03-01	6,300	2,520	45.2	66.4	20.1	7.7	5.7
	PBC-TV	03-04-21	6,300	2,520	20.2	83.6	0.0	0.0	16.4
		03-10-20	6,300	2,520	22.4	88.1	0.0	0.0	12.0
		04-04-19	6,300	2,520	21.4	82.7	0.0	0.0	17.3
	KTV	03-01-01	5,400	2,160	63.0	72.0	14.0	9.0	0.0
		03-02-25	5,400	2,160	58.0	75.0	12.0	7.0	0.0
		03-07-01	6,000	2,400	54.0	67.0	8.0	15.0	0.0
		04-01-01	6,000	2,400	67.0	60.0	10.0	23.0	0.0
		04-01-05	6,000	2,400	54.0	70.0	7.0	20.0	0.0
		04-01-19	6,000	2,400	52.0	60.0	10.0	26.0	0.0
		04-02-02	6,000	2,400	55.0	57.0	7.0	23.0	0.0
		04-03-02	6,000	2,400	55.0	59.0	8.0	27.0	0.0
		04-03-08	6,000	2,400	53.0	65.0	7.0	24.0	0.0
		04-03-23	6,000	2,400	55.0	63.0	8.0	26.0	0.0
04-05-24	6,000	2,400	50.0	57.0	9.0	31.0	0.0		
		04-05-24	4,800	1,920	60.0	64.0	10.0	13.0	13.0
	CEM TV	04-01-05	7,200	2,880	72.0	13.0	7.0	80.0	0.0
	TV	03-04-01	6,300	2,520	40.0	99.9	0.0	0.0	0.1
		03-10-20	6,300	2,520	42.0	94.0	0.0	5.9	0.1
		04-04-12	6,300	2,520	45.0	91.0	0.0	8.8	0.2
TV		03-01-01	7,200	2,880	90.0	0.0	0.0	17.0	83.0

()

			()		(%)	(%)			
			(5)	(2)					
	mnet	03-07-19	7,200	2,880	17.9	100.0	0.0	0.0	0.0
	Food	03-09-22	7,200	2,880	84.2	36.3	42.9	7.4	13.4
		04-03-01	7,200	2,880	84.8	22.0	33.3	22.9	21.7
	Home CGV	03-01-06	7,200	2,880	82.2	0.7	0.0	15.3	84.0
		04-03-01	7,200	2,880	88.6	0.0	0.0	23.4	76.6
	XTM	03-10-01	7,200	2,880	9.1	0.0	0.0	36.0	64.0
		04-01-01	7,200	2,880	18.2	0.0	0.0	28.0	72.0
		04-03-01	7,200	2,880	16.9	11.0	0.0	36.0	54.0
		04-05-01	7,200	2,880	19.9	11.0	0.0	36.0	54.0
	CGV Choice	04-03-05	7,200	2,880	0.0	0.0	0.0	65.0	35.0
	KMTV	03-03-03	7,200	2,880	75.0	100.0	0.0	0.0	0.0
		03-05-19	7,200	2,880	74.0	100.0	0.0	0.0	0.0
		03-08-11	7,200	2,880	76.0	100.0	0.0	0.0	0.0
		03-09-15	7,200	2,880	77.0	100.0	0.0	0.0	0.0
		03-12-15	7,200	2,880	76.0	100.0	0.0	0.0	0.0
	NGC	04-05-01	7,200	2,880	67.9	0.0	0.0	50.0	50.0
	SBSGOLF	03-05-19	6,300	2,520	65.3	40.2	0.0	0.0	59.8
		04-04-05	7,200	2,880	63.3	29.6	0.0	0.0	70.4
	SBS	03-03-03	7,200	2,880	54.2	0.0	0.0	100.0	0.0
		04-01-05	7,200	2,880	53.3	0.0	0.0	97.2	2.8
	SBS SPORTS	03-04-07	7,200	2,880	67.3	0.0	100.0	0.0	0.0
		03-09-01	7,200	2,880	68.9	0.0	100.0	0.0	0.0
		04-04-05	7,200	2,880	56.0	0.0	100.0	0.0	0.0
	MBC ESPN	04-11-01	7,200	2,880	60.0	37.2	3.2	12.8	21.2
	OSB	04-03-01	7,200	2,880	40.0	0.0	0.0	87.0	13.0
	HEALTH SKYTV	03-01-01	6,000	2,340	90.9	71.2	0.0	28.8	0.0
		04-05-01	6,300	2,520	92.0	72.9	0.0	27.1	0.0
	c3tv	04-01-01	5,400	2,160	50.0	80.0	0.0	20.0	0.0
	cts tv	04-04-01	7,200	2,760	35.0	80.0	10.0	5.0	5.0
		04-01-01	7,200	2,760	35.0	80.0	10.0	5.0	5.0
	TV	03-11-03	7,200	2,880	66.7	0.0	0.0	100.0	0.0
		04-05-03	7,200	2,880	66.7	0.0	0.0	100.0	0.0
	ch	04-02-02	7,200	2,880	66.7	33.0	0.0	67.0	0.0
		04-05-03	7,200	2,880	66.7	81.2	0.0	18.8	0.0
	KTL-TV	03-01-01	7,220	2,880	50.0	15.0	0.0	85.0	0.0

()

			()		(%)	(%)			
			(5)	(2)					
		03-01-06	7,200	2,880	46.6	4.2	0.0	11.5	84.3
		03-03-03	7,200	2,880	42.4	10.2	0.0	8.0	81.8
		03-07-01	7,200	2,800	39.2	5.0	0.0	9.6	85.4
		03-09-02	7,200	2,880	31.1	5.2	0.0	8.1	86.7
		04-01-05	7,200	2,880	34.0	1.5	0.0	21.2	77.3
		04-03-01	7,200	2,880	29.4	6.7	0.0	17.8	78.5
	TV	03-03-01	7,200	2,880	50.0	35.0	15.0	5.0	45.0
	DTN	03-10-06	7,200	2,880	37.0	7.0	0.0	68.0	25.0
		04-01-01	7,200	2,880	41.0	9.0	0.0	68.0	23.0
	DCS	03-12-05	7,200	2,880		70.0	30.0	100.0	0.0
	N-TV	04-01-01	7,200	2,880	40.0	100.0	0.0	0.0	0.0
	TV	04-01-01	6,000	2,400	63.0	42.0	19.0	9.0	23.0
	TV	04-06-01	7,200	2,760	67.2	61.2	7.8	8.1	22.9
	MBN CNBC	03-01-06	7,200	2,880	32.9	100.0	0.0	0.0	0.0
		03-03-06	7,200	2,880	32.6	100.0	0.0	0.0	0.0
		03-04-21	7,200	2,880	35.1	100.0	0.0	0.0	0.0
		03-08-25	7,200	2,880	33.5	97.9	0.0	2.1	0.0
		04-03-02	7,200	2,880	29.4	93.4	3.4	3.2	0.0
	MIN	03-06-01	7,200	2,880	52.5	0.0	0.0	100.0	0.0
		04-03-01	7,200	2,880	37.0	0.0	0.0	100.0	0.0
	MEDI TV	03-01-01	7,080	2,880	88.8	79.0	4.8	11.4	4.8
		04-03-01	7,080	2,880	83.0	87.2	4.4	3.0	5.4
			7,200	2,880	37.5	1.2	0.0	98.8	0.0
	TV	03-12-01	7,200	2,880	58.3	0.0	0.0	100.0	0.0
	MeTV	03-03-01	5,580	2,232	46.4	99.0	1.0	0.0	0.0
	cngogo	03-01-01	6,300	2,520	72.1	27.9	0.0	72.1	0.0
	TV		7,200	2,880	50.0	100.0	0.0	0.0	0.0
	CRTV	04-04-20	7,200	2,880	22.6	68.0	18.8	12.5	0.0
BCN	BCN	03-03-01	7,200	2,880	96.2	2.4	0.0	20.6	79.4
	BIZ	03-01-01	6,000	2,400	50.0	70.0	0.0	30.0	0.0
	TV	04-05-03	7,200	2,880	25.0	74.0	8.0	16.0	2.0
	CTN	03-01-01	6,600	2,640	55.0	50.0	0.0	0.0	50.0
		03-01-03	6,000	2,400	89.0	94.0	0.0	0.0	6.0
		03-10-03	6,000	2,400	90.0	97.0	0.0	0.0	3.0
		04-02-01	6,000	2,400	92.0	96.0	0.0	3.0	1.0

()

			()		(%)	(%)			
			(5)	(2)					
	TV	03-03-01	7,200	2,880	11.0	0.0	0.0	24.0	76.0
		03-09-01	7,200	2,880	12.0	6.0	0.0	24.0	70.0
	CINEXUS		7,200	2,880	65.4	0.1	0.0	57.0	43.0
	DCN	04-02-01	7,200	2,880	63.7	5.1	0.0	66.0	34.0
			7,200	2,880	56.3	0.0	0.0	51.0	49.0
	ABO		7,200	2,880	-	-	-	-	-
	TV	03-01-01	2,400	960	15.3	0.0	0.0	21.9	78.1
		03-11-01	4,800	1,920	35.7	1.3	0.0	32.6	66.1
	M&M	03-01-01	7,200	2,880	300.0	0.0	0.0	0.0	0.0
	TCM&	03-01-01	7,200	2,880	80.6	0.0	0.0	27.1	72.9
		04-03-01	7,200	2,880	54.8	0.0	1.5	28.5	70.0
	CNTV		7,200	2,880	46.4	17.0	0.0	13.0	70.0
	CJ		7,200	2,880	19.0	100.0	0.0	0.0	0.0
	inet	04-04-01	7,200	2,800	30.0	0.0	0.0	100.0	0.0
		03-02-01	7,200	2,800	55.3	26.2	28.6	35.2	10.0
	PET-CH	03-11-01	7,200	2,880	74.4	45.2	37.2	0.0	17.6
	EDUON	03-02-01	5,400	2,160	17.0	100.0	0.0	0.0	0.0
	EDU1	03-03-01	6,290	2,516	75.0	100.0	0.0	0.0	0.0
		04-03-01	7,200	2,880	60.0	100.0	0.0	0.0	0.0
	EDU2	03-03-01	6,290	2,516	75.0	100.0	0.0	0.0	0.0
		04-03-01	7,200	2,880	60.0	100.0	0.0	0.0	0.0
EDU3	03-03-01	6,290	2,516	75.0	100.0	0.0	0.0	0.0	
	LG		7,200	2,880	16.7	100.0	0.0	0.0	0.0
	MBCgame	03-04-11	7,200	2,880	80.9	19.1	0.0	0.0	0.0
		03-08-01	7,200	2,880	80.3	19.1	0.6	0.0	0.0
	MBC	03-03-01	7,200	2,880	56.5	0.0	0.0	93.0	7.0
		03-07-01	7,200	2,880	54.7	0.0	0.0	97.4	2.6
	MBC	03-01-01	7,200	2,880	2.2	0.0	0.0	31.0	69.0
	MGM		7,200	2,880	30.0	-	-	-	-
	MGM Plus		7,200	2,880	30.0	-	-	-	-
	OCN		7,200	2,880	81.9	2.0	0.0	30.0	68.0
		04-04-23	7,200	2,880	74.2	0.0	16.8	32.0	51.2
		04-02-02	7,200	2,880	64.0	4.0	2.0	27.0	67.0
		04-07-01	2,100	420	7.0	100.0	0.0	0.0	0.0
	MTV	03-11-03	7,200	2,880	48.0	92.0	0.0	0.0	8.0
		04-02-23	7,200	2,880	52.0	94.0	0.0	0.0	6.0

()

			()		(%)	(%)			
			(5)	(2)					
		04-07-19	7,200	2,880	80.0	3.0	0.0	34.0	63.0
	YTN	03-03-01	7,200	2,880	12.8	100.0	0.0	0.0	0.0
		04-03-01	7,200	2,880	13.8	100.0	0.0	0.0	0.0
			7,200	2,880	16.7	99.7	0.3	0.0	0.0
	wcn	03-07-01	7,200	2,880	0.0	0.0	0.0	100.0	0.0
YTN	ComedyTV	03-05-01	7,200	2,880	40.0	30.0	0.0	50.0	20.0
		04-04-17	7,200	2,880	47.0	15.0	0.0	77.0	8.0
		03-05-01	7,200	2,880	43.0	32.0	0.0	18.0	50.0
		04-03-01	7,200	2,880	45.0	32.0	0.0	20.0	48.0
	TV		7,200	2,880	63.0	39.0	8.0	41.0	12.0
		04-01-01	7,200	2,880	25.0	0.0	0.0	100.0	0.0
		03-03-17	7,200	2,880	90.0	44.9	3.3	16.6	35.2
		03-07-21	7,200	2,880	83.7	47.7	1.9	5.4	45.1
		03-12-22	7,200	2,880	84.1	49.2	2.9	0.0	47.9
		03-01-01	7,200	2,880	15.6	58.3	0.0	0.0	41.7
	TV가	04-03-01	7,200	2,880	50.0	0.0	0.0	0.0	0.0
	JEI	03-01-01	7,200	2,880	47.0	36.0	0.0	15.0	49.0
		03-03-10	7,200	2,880	46.0	44.0	0.0	6.0	50.0
		03-04-28	7,200	2,880	44.0	45.0	0.0	6.0	49.0
		03-07-21	7,200	2,880	43.0	46.0	0.0	6.0	48.0
		03-09-01	7,200	2,880	42.0	43.0	0.0	7.0	50.0
		03-12-22	7,200	2,880	44.0	16.0	0.0	33.0	51.0
		04-03-01	7,200	2,880	43.0	14.0	0.0	36.0	50.0
	GTV	04-04-01	7,200	2,880	69.3	39.2	16.4	17.9	26.6
		03-10-01	7,200	2,880	82.1	100.0	0.0	0.0	0.0
		04-04-01	7,200	2,880	88.1	100.0	0.0	0.0	0.0
	KBSSKYSports	03-04-01	7,200	2,880	59.0	46.0	9.0	27.0	18.1
	KBSSKYDrama	03-04-01	7,200	2,880	64.5	4.4	0.0	93.4	2.3
	Mplex	04-04-01	7,200	2,880	50.0	0.0	0.0	35.0	65.0
		03-11-24	2,400	960	94.0	0.0	0.0	90.0	10.0
			03-11-24	4,800	1,920	92.0	0.0	0.0	90.0
		03-07-01	7,200	2,880	300.0	43.0	10.0	20.0	27.0
		04-04-01	7,200	2,880	300.0	40.0	10.0	13.0	37.0
	CMC-TV	04-05-01	7,200	2,880	33.0	0.0	0.0	100.0	0.0

()

			()		(%)	(%)			
			(5)	(2)					
	CTV (ChinaTV)	04-01-01	7,200	2,880	43.1	6.0	10.7	36.9	46.4
		04-05-31	7,200	2,880	22.9	16.7	8.3	30.4	44.6
	Sky	03-09-01	7,200	2,880	53.1	71.3	0.0	28.7	0.0
		04-04-01	7,200	2,880	49.3	75.0	0.0	25.0	0.0
	TV	03-09-01	7,200	2,880	36.0	100.0	0.0	0.0	0.0
		04-04-01	7,200	2,880	34.0	100.0	0.0	0.0	0.0
	FTV	03-05-26	3,066	0	69.6	96.2	1.5	0.8	1.5
		03-01-01	7,200	2,880	19.4	100.0	0.0	0.0	0.0
		04-04-02	7,200	2,880	15.3	100.0	0.0	0.0	0.0
	FS-TV	03-01-06	7,200	2,880	80.7	90.2	5.7	0.0	4.1
		03-07-07	7,200	2,880	80.2	91.7	5.7	0.0	2.6
		04-01-05	7,200	2,880	80.5	91.4	6.0	0.0	2.3
	CH[V] KOREA	03-03-03	7,200	2,880	19.6	88.3	0.0	0.0	11.7
		03-07-07	7,200	2,880	24.7	98.5	0.0	0.0	1.5
		03-12-01	7,200	2,880	32.8	98.1	0.0	0.0	1.9
		04-03-08	7,200	2,880	35.8	98.0	0.0	0.0	2.0
	HCB		7,200	2,880	100.0	10.0	0.0	100.0	0.0
			7,200	2,880	20.8	99.8	0.2	0.0	0.0
	가	03-03-01	7,050	2,820	60.0	0.0	0.0	10.0	90.0
		04-01-01	7,200	2,880	60.0	0.0	0.0	10.0	90.0
	Q	03-05-01	7,200	2,880	53.0	10.0	11.0	30.0	49.0
		03-03-01	7,200	2,880	61.0	5.0	5.0	45.0	45.0
	haoTV	03-03-03	7,200	2,880	57.5	0.0	0.0	51.0	49.0
		03-07-01	7,200	2,880	45.9	0.0	0.0	60.0	40.0
		04-02-02	7,200	2,880	39.4	0.0	2.0	52.0	46.0
	TV	03-07-01	7,200	2,880	80.0	100.0	0.0	0.0	0.0
	EBS 1	03-01-01	7,200	2,880	100.0	5.0	95.0	0.0	2.5
		03-02-24	7,200	2,880	100.0	3.0	97.0	0.0	0.0
		03-08-25	7,200	2,880	100.0	0.8	99.2	0.0	0.8
		03-02-02	7,200	2,880	100.0	55.0	45.0	0.0	0.1
		04-04-01	7,150	2,880	100.0	55.0	45.0	0.0	0.0
	EBS 2	03-01-01	5,850	2,110	100.0	48.0	52.0	0.0	1.9
		03-02-24	7,140	2,880	100.0	22.0	78.0	0.0	3.3
		03-08-25	7,140	2,850	100.0	38.0	62.0	0.0	3.4
		03-02-02	6,000	2,400	100.0	36.0	64.0	0.0	3.4

()

			()		(%)	(%)			
			(5)	(2)					
	KBS KOREA	03-03-31	7,200	2,880	46.3	74.4	13.7	0.0	11.9
		03-11-17	7,200	2,880	33.2	80.6	13.0	0.0	6.4
	TV	04-03-01	5,400	1,980	59.8	100.0	0.0	0.0	0.0
	TV	04-05-01	5,700	2,280	68.4	28.6	20.3	29.0	21.1
		04-04-01	216,000	86,400	0.0	100.0	0.0	0.0	0.0
		04-04-01	216,000	86,400	0.0	100.0	0.0	0.0	0.0
			7,200	2,880	65.0	100.0	0.0	0.0	0.0
	KISS	04-04-19	216,000	86,400	67.0	90.0	10.0	0.0	0.0
	SATIO	03-03-01	216,000	86,400	0.0	100.0	0.0	0.0	0.0
		04-01-15	216,000	86,400	0.0	100.0	0.0	0.0	0.0
		04-06-01	216,000	86,400	0.0	100.0	0.0	0.0	0.0
			7,200	2,800	100.0	100.0	0.0	0.0	0.0
	TV	03-12-01	7,200	2,880	0.0	100.0	0.0	0.0	0.0
		03-05-21	7,200	2,880	100.0	100.0	0.0	0.0	0.0
		04-08-01	7,200	2,880	100.0	100.0	0.0	0.0	0.0
	TV		7,200	2,880	100.0	100.0	0.0	0.0	0.0
		03-10-01	7,200	2,880	100.0	100.0	0.0	0.0	0.0
	TV JOBKOREA	04-01-01	7,200	2,880	100.0	95.0	5.0	0.0	0.0

) 2003 1 1 2004 5 31 .

(2) TV

		()		%		()		%		
()	Quiz Champion	60	0	60	0.0	1.6	0	1	0.0	1.6
	Arirang News	20	100	0	2.7	0.0	1	0	2.7	0.0
	Arirang News	20	100	20	2.7	0.5	1	0	2.7	0.5
	Arirang News	10	0	20	0.0	0.5	0	0	0.0	0.5
	Arirang News	30	150	40	4.0	1.1	2	1	4.0	1.1
	Korea Today	30	0	30	0.0	0.8	0	0	0.0	0.8
	Peninsula Scope	30	0	30	0.0	0.8	0	0	0.0	0.8
		50	0	100	0.0	4.0	0	22	0.0	2.5
		50	100	0	1.6	0.0	22	0	1.0	0.0
		60	240	60	3.8	2.4	52	13	2.4	1.5
		50	100	0	1.6	0.0	22	0	1.0	0.0
		50	100	100	1.6	4.0	22	22	1.0	2.5
	()	30	120	0	1.9	0.0	18	0	0.8	0.0
	()	30	120	30	1.9	1.2	26	7	1.2	0.7
	()	30	120	0	1.9	0.0	26	0	1.2	0.0
	()	30	60	0	1.0	0.0	4	0	0.2	0.0
	()	30	60	0	1.0	0.0	9	0	0.4	0.0
	-	40	40	80	0.6	3.2	9	17	0.4	2.0
		50	100	0	1.6	0.0	5	0	0.2	0.0
		40	160	40	2.5	1.6	35	9	1.6	1.0
		50	200	200	3.2	7.9	43	43	2.0	5.0
		30	120	30	1.9	1.2	26	7	1.2	0.7
	-	30	60	90	1.0	3.6	13	20	0.6	2.2
		40	160	40	2.5	1.6	35	9	1.6	1.0
	30	180	0	2.9	0.0	48	0	2.2	0.0	
	30	450	240	30.0	17.0	30	17	30.0	17.0	
	120	280	240	25.0	20.0	5	4	25.0	20.0	
	1	100	40	4.0	9.0	5,220	2,080	1.0	0.3	
	60	120		2.0		52		1.0		
		60	360	120	3.6	1.2	428	288	4.9	3.3
		60	0	0	0.0	0.0	384	240	4.4	2.7
		60	720	240	7.1	2.4	216	72	2.5	0.8

) /

(1) SO

	(CH)		()		()		()		(%)	(%)
			(5)	(2)	(5)	(2)	(5)	(2)		
	4	2003.12	7,000	2,800	1,750	700	5,250	2,100	25	75
		2004.6	7,200	2,880	1,200	480	6,000	2,400	16.6	83.4
	4	2003.12	4,800	1,920	800	320	4,000	1,600	16	84
		2004.4	4,800	1,920	800	320	4,000	1,600	16	84
TV	5	2003.12	7,000	2,800	1,750	700	5,250	2,100	25	75
		2004.4	7,200	2,880	1,200	480	6,000	2,400	16.6	83.4
	4	2003.12	4,800	1,920	800	320	4,000	1,600	16	84
		2004.4	4,800	1,920	800	320	4,000	1,600	16	84
TV	4	2003.12	6,000	2,400	1,200	480	6,000	2,400	20	80
		2004.4	7,200	2,880	1,800	720	7,200	2,880	25	75
TV	4	2003.12	6,000	2,400	1,200	480	6,000	2,400	20	80
		2004.4	7,200	2,880	1,800	720	7,200	2,880	25	75
	14	2003.12	7,200	2,880	1,008	0	6,192	2,880	10	90
		2004.4	7,200	2,880	1,008	0	6,192	2,880	10	90
	5	2003.12	6,450	2,580	1,075	430	5,375	2,150	16.7	83.3
		2004.4	8,850	3,540	1,475	590	7,375	2,950	16.7	83.3
TV	5	2003.12	3,500	1,360	1,940	570	1,560	790	51.7	48.3
		2004.4	3,650	1,470	2,040	660	1,610	810	52.8	47.2
TV	4	2003.12	6,000	2,400	1,200	480	6,000	2,400	20	80
		2004.4	7,200	2,880	1,800	720	7,200	2,880	25	75
TV	4	2003.12	6,000	2,400	1,200	480	6,000	2,400	20	80
		2004.4	7,200	2,880	1,800	720	7,200	2,880	25	75
	4	2003.12	6,000	2,400	1,200	480	6,000	2,400	20	80
		2004.4	7,200	2,880	1,800	720	7,200	2,880	25	75
	5	2003.12	6,315	2,525	900	360	5,415	2,165	14	86
		2004.4	6,315	2,525	900	360	5,415	2,165	14	86
	5	2003.12	6,315	2,525	900	360	5,415	2,165	14	86
		2004.4	6,315	2,525	900	360	5,415	2,165	14	86
TV	4	2003.12	6,000	2,400	1,200	480	6,000	2,400	20	80
		2004.4	7,200	2,880	1,800	720	7,200	2,880	25	75
	5	2003.12	6,315	2,525	900	360	5,415	2,165	14	86
		2004.4	6,315	2,525	900	360	5,415	2,165	14	86
	5	2003.12	7,200	2,880	2,400	960	4,800	1,920	34	66
		2004.4	7,200	2,880	2,400	960	4,800	1,920	34	66
TV	4	2003.12	6,000	2,400	1,200	480	6,000	2,400	20	80
		2004.4	7,200	2,880	1,800	720	7,200	2,880	25	75

SO ()

	(CH)		()		()		()		(%)	(%)
			(5)	(2)	(5)	(2)	(5)	(2)		
	5	2003.12	7,200	2,880	900	360	6,300	2,520	12	88
		2004.4	7,200	2,880	900	360	6,300	2,520	12	88
	55	2003.12	4,010	1,604	1,003	401	3,007	1,203	25	75
		2004.4	3,125	1,250	781	313	2,344	937	25	75
	6	2003.12	4,147	1,583	190	0	3,957	1,583	3.3	96.7
		2004.4	5,704	2,166	290	0	5,414	2,166	3.7	96.3
TV	4	2003.12	6,000	2,400	1,200	480	6,000	2,400	20	80
		2004.4	7,200	2,880	1,800	720	7,200	2,880	25	75
TV	5	2003.12	7,200	2,880	720	20	6,480	2,860	7.4	92.7
		2004.4	7,200	2,880	515	0	7,148	2,880	0.7	99.3
	55	2003.12	6,000	2,400	2,520	0	3,480	2,400	30	70
		2004.4	6,000	2,400	2,520	0	3,480	2,400	30	70
TV	55	2003.12	6,000	2,400	2,520	0	3,480	2,400	30	70
		2004.4	6,000	2,400	2,700	0	3,300	2,400	32	68
	5	2003.12	6,550	2,620	2,790	0	4,555	1,822	30.5	69.5
		2004.4	6,700	2,680	3,039	0	4,530	1,812	32.4	67.6
TV	55	2003.12	6,000	2,400	2,500	0	3,480	2,400	30	70
		2004.4	6,000	2,400	2,700	0	3,300	2,400	32	68
	12	2003.12	2,100	360	140	0	1,960	360	6.7	93.3
		2004.4	3,870	810	420	0	3,450	810	7.5	92.5
TV	49	2003.12	7,200	2,880	900	300	6,300	2,580	11.9	88.1
		2004.4	7,200	2,880	960	360	6,240	2,520	13.1	86.9
TV	4	2003.12	6,000	2,400	1,200	480	6,000	2,400	20	80
		2004.4	7,200	2,880	1,800	720	7,200	2,880	25	75
TV	4	2003.12	6,000	2,400	1,200	480	6,000	2,400	20	80
		2004.4	7,200	2,880	1,800	720	7,200	2,880	25	75
	4	2003.12	6,000	2,400	1,200	480	6,000	2,400	20	80
		2004.4	7,200	2,880	1,800	720	7,200	2,880	25	75
	5	2003.12	4,500	1,800	1,500	600	3,000	1,200	33	67
		2004.4	7,200	1,880	1,800	720	3,600	1,440	25	75
	5	2003.12	7,200	2,880	1,200	480	6,000	2,400	16.7	83.3
		2004.4	7,200	2,880	1,200	480	6,000	2,400	16.7	83.3
	5	2003.12	4,772	1,952	1,193	488	3,579	1,464	25	75
		2004.4	4,104	1,616	1,026	404	3,078	1,212	25	75
	5	2003.12	5,560	1,840	1,300	450	4,260	1,390	24	76
		2004.4	7,330	1,800	1,650	600	5,680	1,200	25	75
TV	5	2003.12	5,560	1,840	1,300	450	4,260	1,390	24	76
		2004.4	7,330	1,800	1,650	600	5,680	1,200	25	75
TV	5	2003.12	6,600	2,640	2,011	805	4,588	1,836	31	69
		2004.4	6,600	2,640	2,011	805	4,588	1,836	31	69

SO ()

	(CH)		()		()		()		(%)	(%)
			(5)	(2)	(5)	(2)	(5)	(2)		
	5	2003.12	7,200	2,880	1,200	480	6,000	2,400	16.7	83.3
		2004.4	7,200	2,880	1,200	480	6,000	2,400	16.7	83.3
TV	5	2003.12	7,200	2,880	1,200	480	6,000	2,400	16.7	83.3
		2004.4	7,200	2,880	1,200	480	6,000	2,400	16.7	83.3
	5	2003.12	7,200	2,880	1,200	480	6,000	2,400	16.7	83.3
		2004.4	7,200	2,880	1,200	480	6,000	2,400	16.7	83.3
	5	2003.12	7,200	2,880	1,200	480	6,000	2,400	16.7	83.3
		2004.4	7,200	2,880	1,200	480	6,000	2,400	16.7	83.3
	5	2003.12	7,050	2,820	180	180	1,230	1,230	8	92
		2004.4	7,100	2,840	240	240	1,170	1,170	10	90
	4	2003.12	6,900	2,760	1,725	690	5,175	2,070	25	75
		2004.4	6,440	2,576	1,610	644	4,830	1,932	25	75
TV	5	2003.12	5,560	1,840	1,300	450	4,260	1,390	24	76
		2004.4	7,330	1,800	1,650	600	5,680	1,200	25	75
TV	5	2003.12	5,560	1,840	1,300	450	4,260	1,390	24	76
		2004.4	7,330	1,800	1,650	600	5,680	1,200	25	75
TV	3	2003.12	7,200	2,880	480	480	960	960	33.3	66.7
		2004.4	7,200	2,880	720	720	720	720	50	50
	15	2003.12	4,500	1,800	1,500	600	3,000	1,200	33	67
		2004.4	5,145	2,055	1,715	686	3,430	1,372	33	67
TV	17	2003.12	3,900	1,580	1,480	360	2,420	1,220	34	66
		2004.4	7,200	2,880	4,855	1,590	2,345	1,290	64	36
TV	5	2003.12	7,200	2,880	1,846	200	5,354	2,680	20.3	79.7
		2004.4	6,000	2,400	1,085	130	4,915	2,270	14.5	85.5
	2	2003.12	5,850	2,340	390	0	5,460	2,340	4.7	95.3
		2004.4	4,274	1,709	696	278	3,578	1,431	16.3	83.7
TV	5	2003.12	7,200	2,880	1,846	200	5,354	2,680	20.3	79.7
		2004.4	6,000	2,400	1,085	130	4,915	2,270	14.5	85.5
TV	5	2003.12	7,200	2,880	850	60	6,350	2,820	9	91
		2004.4	7,200	2,880	400	60	6,800	2,820	4.6	95.4
	5	2003.12	6,900	2,760	460	460	920	920	33.3	66.7
		2004.4	6,900	2,760	690	690	690	690	50	50
TV	5	2003.12	5,715	2,529	1,905	990	3,810	1,524	35.3	64.7
		2004.4	7,560	3,024	2,520	1,008	5,040	2,016	33.4	66.6
	5	2003.12	7,200	2,880	1,350	540	2,700	1,080	33	67
		2004.4	7,200	2,880	1,350	540	2,700	1,080	33	67
	2	2003.12	5,850	2,340	390	0	5,460	2,340	4.7	95.3
		2004.4	4,274	1,709	696	278	3,578	1,431	16.3	83.7
TV	5	2003.12	7,200	2,880	1,846	200	5,354	2,680	20.3	79.7
		2004.4	6,000	2,400	1,085	130	4,915	2,270	14.5	85.5

SO ()

	(CH)		()		()		()		(%)	(%)
			(5)	(2)	(5)	(2)	(5)	(2)		
TV	5	2003.12	4,620	1,935	558	50	4,061	1,885	9.3	90.7
		2004.4	4,722	1,887	628	42	4,094	1,845	10	90
TV	5	2003.12	4,621	1,936	559	50	4,062	1,885	9	91
		2004.4	4,723	1,888	629	42	4,094	1,846	10.1	89.9
	5	2003.12	4,500	1,850	1,150	450	3,350	1,400	25	75
		2004.4	4,800	1,920	1,200	480	3,600	1,440	25	75
TV	5	2003.12	4,620	1,935	558	50	4,061	1,885	9.3	90.7
		2004.4	4,722	1,887	628	42	4,094	1,845	10.1	89.9
	5	2003.12	4,800	1,920	120	0	4,680	1,920	2.5	97.5
		2004.4	6,900	2,760	360	30	6,540	330	5.2	94.8
TV	5	2003.12	4,800	1,920	1,800	640	3,000	1,280	36.3	63.7
		2004.4	4,800	1,920	1,800	640	3,000	1,280	36.3	63.7
TV	5	2003.12	5,914	2,366	511	204	5,404	2,161	8.6	91.4
		2004.4	5,914	2,366	511	204	5,404	2,161	8.6	91.4
TV	5	2003.12	5,150	2,210	690	675	4,460	1,535	19	81
		2004.4	5,145	1,905	1,005	465	3,590	1,440	29	71
TV	5	2003.12	5,914	2,366	511	204	5,404	2,161	8.6	91.4
		2004.4	5,914	2,366	511	204	5,404	2,161	8.6	91.4
	20	2003.12	6,095	2,458	810	190	5,285	2,268	11.7	88.3
		2004.4	6,095	2,458	685	140	5,410	2,318	9.6	90.4
	20	2003.12	6,095	2,458	810	190	5,285	2,268	11.7	88.3
		2004.4	6,095	2,458	685	140	5,410	2,318	9.6	90.4
TV	20	2003.12	6,095	2,458	810	190	5,285	2,268	11.7	88.3
		2004.4	6,095	2,458	685	140	5,410	218	9.6	90.4
	20	2003.12	6,095	2,458	810	190	5,285	2,268	11.7	88.3
		2004.4	6,095	2,458	685	140	5,410	2,318	9.6	90.4
TV	15	2003.12	4,500	1,800	1,500	600	3,000	1,200	33.3	66.7
		2004.4	3,600	1,440	1,200	480	2,400	960	33.3	66.7
	15	2003.12	2,400	960	450	180	1,950	780	19	81
		2004.4	3,600	1,440	1,200	480	2,400	960	33	67
TV	5	2003.12	4,250	1,700	1,530	612	2,720	1,088	36	64
		2004.4	4,250	1,700	1,487	595	2,763	1,105	35	65
	5	2004.4	4,250	1,700	1,487	595	2,763	1,105	35	65
	5	2003.12	7,200	2,880	2,300	460	4,900	2,420	27.4	72.6
		2004.4	7,200	2,880	3,600	720	3,600	2,160	42.9	57.1
TV	5	2003.12	4,500	1,800	600	300	3,900	1,500	10.9	89.1
		2004.4	4,500	1,800	600	300	3,900	1,500	11.1	88.9
TV	5	2003.12	5,400	2,160	3,600	1,440	1,800	720	67	33
		2004.4	5,400	2,160	3,600	1,440	1,800	720	67	33
	5	2003.12	7,200	2,880	3,600	1,440	3,600	1,440	50	50
		2004.4	7,200	2,800	3,600	1,440	3,600	1,440	50	50

SO ()

	(CH)		()		()		()		(%)	(%)
			(5)	(2)	(5)	(2)	(5)	(2)		
	5	2003.12	6,440	2,576	1,288	0	5,152	2,576	14	86
		2004.4	7,365	2,946	1,473	0	5,892	2,946	14	86
TV	5	2003.12	3,300	1,320	1,650	660	1,650	660	50	50
		2004.4	3,000	1,200	1,500	600	1,500	600	50	50
	5	2003.12	6,000	2,400	300	300	900	900	25	75
		2004.4	6,000	2,400	300	300	900	900	25	75
TV	4	2003.12	5,400	2,160	900	360	4,500	1,800	17	83
		2004.4	5,400	2,160	900	360	4,500	1,800	17	83
TV	4	2003.12	5,400	2,160	900	360	4,500	1,800	17	83
		2004.4	5,400	2,160	900	360	4,500	1,800	17	83
	5	2003.12	7,200	2,880	1,870	748	5,330	2,132	26	74
		2004.4	7,200	2,880	1,870	748	5,330	2,132	26	74
	5	2003.12	5,100	2,040	1,275	408	3,780	1,632	25	75
		2004.4	6,000	2,400	1,500	480	4,500	1,920	25	75
	5	2003.12	4,500	1,800	900	0	3,600	1,800	20	80
		2004.4	4,500	1,800	900	0	3,600	1,800	20	80
TV	9	2003.12	6,523	2,549	3,869	1,391	2,654	1,158	58	42
		2004.4	6,686	2,618	3,754	1,362	2,932	1,256	55	45
TV	10	2003.12	7,200	2,880	1,800	720	5,400	2,160	25	75
		2004.4	7,200	2,880	2,232	893	4,968	1,987	31	69
	10	2003.12	7,200	2,880	1,800	720	5,400	2,160	25	75
		2004.4	7,200	2,880	2,232	893	4,968	1,987	31	69
TV	4	2003.12	5,656	2,319	1,813	149	3,843	2,170	25	75
		2004.4	5,702	2,509	1,369	109	4,333	2,400	18	82
	10	2003.12	4,800	1,920	2,710	1,220	2,090	700	58.5	41.5
		2004.4	4,800	1,920	2,640	1,270	2,160	650	58.2	41.8
	10	2003.12	4,800	1,920	2,710	1,220	2,090	700	58.5	41.5
		2004.4	4,800	1,920	2,640	1,270	2,160	650	58.2	41.8
TV	5	2003.12	5,420	2,168	921	369	4,499	1,799	17	83
		2004.4	5,320	2,128	1,010	404	4,415	1,724	19	81
TV	5	2003.12	5,420	2,168	921	369	4,499	1,799	17	83
		2004.4	5,320	2,128	1,010	404	4,415	1,724	19	81
TV	5	2003.12	4,350	1,740	870	348	3,500	1,400	20	80
		2004.4	4,500	1,800	1,800	720	2,700	1,080	40	60
TV	5	2003.12	3,000	1,080	600	360	2,400	720	24	76
		2004.4	3,000	1,080	600	360	2,400	720	24	76
TV	20	2003.12	6,095	2,458	810	190	5,285	2,268	11.7	88.3
		2004.4	7,200	2,880	565	0	6,635	2,880	5.6	94.4
TV	5	2003.12	1,200	540	60	30	660	510	5.5	94.5
		2004.4	7,200	2,880	60	30	7,020	2,850	0.8	99.2

SO ()

	(CH)		()		()		()		(%)	(%)
			(5)	(2)	(5)	(2)	(5)	(2)		
	4	2003.12	7,200	2,880	490	163	6,710	2,717	6	94
		2004.4	7,200	2,880	934	128	6,266	2,752	10.5	89.5
TV	4	2003.12	7,200	2,880	490	163	6,710	2,717	6	94
		2004.4	7,200	2,880	934	128	6,266	2,752	10.5	89.5
	5	2003.12	3,848	1,558	1,619	638	2,230	920	41.7	58.3
		2004.4	5,933	2,344	1,718	656	4,216	1,688	28.7	71.3
TV	5	2003.12	6,000	2,400	2,400	960	3,600	1,440	40	60
		2004.4	6,000	2,400	2,400	960	3,600	1,440	40	60
TV	5	2003.12	4,500	1,800	900	360	3,600	1,440	20	80
		2004.4	4,500	1,800	900	360	3,600	1,440	20	80
TV	5	2003.12	6,600	2,640	1,200	240	5,400	2,400	18.2	81.8
		2004.4	6,600	2,640	1,500	360	5,100	2,280	22.7	77.3
TV	5	2003.12	1,502	600	375	150	1,127	450	25	75
		2004.4	1,779	711	446	177	1,334	533	25	75
TV	5	2003.12	5,800	2,320	550	220	5,250	2,100	9.8	90.2
		2004.4	5,850	2,340	535	214	5,315	2,126	9.2	90.8
	5	2003.12	1,800	960	900	480	900	480	50	50
		2004.4	1,800	960	900	480	900	480	50	50
TV	13	2003.12	3,940	1576	840	336	3,095	1,238	21.4	78.6
		2004.4	3,970	1588	1,040	416	2,930	1,172	26.2	73.8
TV	6	2003.12	7,200	2880	2,034	831	5,166	2,049	28.4	71.6
		2004.4	7,200	2880	2,156	950	5,044	1,930	30.8	69.2
TV	5	2003.12	3,639	1456	335	134	3,304	1,322	9	91
		2004.4	4,369	1747	404	161	3,965	1,586	9	91
	3	2003.12	7,200	2880	600	240	6,600	2,640	8	92
		2004.4	7,200	2880	600	240	6,600	2,640	8	92
	6	2003.12	5,400	2160	720	0	4,680	2,160	9.5	90.5
		2004.4	7,200	2880	720	0	6,480	2,880	7.1	92.9
	5	2003.12	5,350	2140	1,070	428	4,280	1,712	20	80
		2004.4	9,693	3590	1,795	718	7,180	2,872	20	80
	10	2003.12	5,400	2160	1,920	60	3,480	2,100	22.2	77.8
		2004.4	5,700	2280	2,310	60	3,390	2,220	29.7	70.3
가	13	2003.12	7,200	2880	900	360	6,300	2,520	12.5	87.5
		2004.4	7,200	2880	1,800	720	5,400	2,160	25	75
	10	2003.12	5,400	2160	1,920	60	3,480	2,100	22.2	77.8
		2004.4	5,700	2280	2,310	60	3,390	2,220	29.7	70.3
	5	2003.12	6,022	2078	3,001	1,720	3,021	358	58	42
		2004.4	6,286	2111	3,521	811	2,765	1,300	52	48
TV	5	2003.12	7,200	2880	1,080	420	6,120	2,460	14.8	85.1
		2004.4	7,200	2880	1,200	480	6,000	2,400	16.6	83.3

(2) SO PP (2004 6)

	()												
		()	(%)	()	(%)	()	(%)	()	(%)	()	(%)	()	(%)
	10,080	1,680	16.7	1,950	19.3	1,650	16.4	2,600	25.8	850	8.4	1,350	13.4
	6,720	840	12.5	0	0.0	2,100	31.3	2,940	43.8	0	0.0	840	12.5
TV	10,080	1,680	16.7	1,950	19.3	1,650	16.4	2,600	25.8	850	8.4	1,350	13.4
	6,720	840	12.5	0	0.0	2,100	31.3	2,940	43.8	0	0.0	840	12.5
TV	10,080	1,840	18.3	1,640	16.3	1,560	15.5	3,000	29.8	720	7.1	1,320	13.1
TV	10,080	1,840	18.3	1,640	16.3	1,560	15.5	3,000	29.8	720	7.1	1,320	13.1
	10,080	1,008	10.0	0	0.0	0	0.0	3,024	30.0	0	0.0	6,048	60.0
	12,390	630	5.1	2,520	20.3	7,560	61.0	840	6.8	0	0.0	840	6.8
TV	5,120	1,316	25.7	1,010	19.7	1,494	29.2	1,300	25.4	0	0.0	0	0.0
TV	10,080	1,840	18.3	1,640	16.3	1,560	15.5	3,000	29.8	720	7.1	1,320	13.1
TV	10,080	1,840	18.3	1,640	16.3	1,560	15.5	3,000	29.8	720	7.1	1,320	13.1
	10,080	1,840	18.3	1,640	16.3	1,560	15.5	3,000	29.8	720	7.1	1,320	13.1
	8,840	1,120	12.7	1,120	12.7	2,800	31.7	1,400	15.8	2,240	25.3	160	2.3
	8,840	1,120	12.7	1,120	12.7	2,800	31.7	1,400	15.8	2,240	25.3	160	2.3
TV	10,080	1,840	18.3	1,640	16.3	1,560	15.5	3,000	29.8	720	7.1	1,320	13.1
	8,840	1,120	12.7	1,120	12.7	2,800	31.7	1,400	15.8	2,240	25.3	160	2.3
	10,080	945	9.4	0	0.0	0	0.0	2,097	20.8	0	0.0	7,038	69.8
TV	10,080	1,840	18.3	1,640	16.3	1,560	15.5	3,000	29.8	720	7.1	1,320	13.1
	10,080	2,520	25.0	4,620	45.8	0	0.0	1,260	12.5	0	0.0	1,680	16.7
	4,372	525	12.0	3,585	82.0	0	0.0	0	0.0	0	0.0	262	6.0
	7,870	1,920	24.4	1,050	13.3	700	8.9	4,200	53.4	0	0.0	0	0.0
TV	10,080	1,840	18.3	1,640	16.3	1,560	15.5	3,000	29.8	720	7.1	1,320	13.1
TV	8,470	1,260	12.5	2,870	28.5	3,850	38.2	350	3.5	0	0.0	140	1.4

SO PP (2003 6)()

	()	()	(%)	()	(%)	()	(%)	()	(%)	()	(%)	()	(%)	
	8,400	600	7.1	3,360	40.0	2,520	30.0	1,260	15.0	660	7.9	0	0.0	
TV	8,400	600	7.1	3,190	38.0	2,350	28.0	1,680	20.0	580	6.9	0	0.0	
	9,380	370	3.9	3,283	35.0	2,423	25.8	3,189	34.0	90	1.0	25	0.3	
TV	8,400	600	7.1	2,770	33.0	2,100	25.0	1,680	20.0	1,250	14.9	0	0.0	
	4,680	360	7.7	270	5.8	1,620	34.6	270	5.8	1,800	38.5	360	7.7	
TV	10,080	1,820	18.1	6,690	66.4	0	0.0	1,120	11.1	0	0.0	450	4.5	
TV	10,080	1,840	18.3	1,640	16.3	1,560	15.5	3,000	29.8	720	7.1	1,320	13.1	
TV	10,080	1,840	18.3	1,640	16.3	1,560	15.5	3,000	29.8	720	7.1	1,320	13.1	
	10,080	1,840	18.3	1,640	16.3	1,560	15.5	3,000	29.8	720	7.1	1,320	13.1	
	10,800	560	5.2	4,800	44.4	2,200	20.3	840	7.8	0	0.0	1,680	15.6	
	10,080	1,760	17.5	2,010	19.9	4,030	40.0	770	7.6	0	0.0	1,510	15.0	
	5,720	1,032	18.0	1,124	19.7	704	12.3	1,488	26.0	1,372	24.0	0	0.0	
	9,130	1,220	13.4	4,650	50.9	1,050	11.5	1,970	21.6	0	0.0	240	2.6	
TV	9,130	1,220	13.4	4,650	50.9	1,050	11.5	1,970	21.6	0	0.0	240	2.6	
TV	9,240	970	10.5	790	8.5	3,980	43.1	2,010	21.8	0	0.0	1,490	16.1	
	10,080	2,100	20.8	300	3.0	2,250	22.3	3,660	36.3	0	0.0	1,770	17.6	
TV	10,080	2,100	20.8	300	3.0	2,250	22.3	3,660	36.3	0	0.0	1,770	17.6	
	10,080	2,100	20.8	300	3.0	2,250	22.3	3,660	36.3	0	0.0	1,770	17.6	
	10,080	0	0.0	0	0.0	595	5.9	9,263	91.9	0	0.0	222	2.2	
	8,640	3,945	45.7	1,183	13.7	1,677	19.4	1,775	20.5	0	0.0	60	0.7	
	9,016	0	0.0	560	6.2	1,792	19.9	3,948	43.8	1,764	19.6	952	10.6	
TV	9,130	1,220	13.4	4,650	50.9	1,050	11.5	1,970	21.6	0	0.0	240	2.6	
TV	9,130	1,220	13.4	4,650	50.9	1,050	11.5	1,970	21.6	0	0.0	240	2.6	
TV	5,015	175	3.5	2,025	40.4	1,710	34.1	210	4.2	75	1.5	820	16.4	

SO PP (2003 6)()

	()	()	(%)	()	(%)	()	(%)	()	(%)	()	(%)	()	(%)	
	7,200	0	0.0	4,200	58.3	630	8.8	1,050	14.6	0	0.0	1,320	18.3	
TV	10,080	240	2.4	980	9.7	1,820	18.1	5,560	55.2	1,200	11.9	280	2.8	
TV	8,400	1,165	13.9	3,410	40.6	850	10.1	1,000	11.9	0	0.0	1,975	23.5	
	5,984	240	4.0	3,128	52.3	790	13.2	1,807	30.2	0	0.0	20	0.3	
TV	8,400	1,165	13.9	3,410	40.6	850	10.1	1,000	11.9	0	0.0	1,975	23.5	
TV	10,080	1,260	12.5	5,280	52.4	2,980	29.6	420	4.2	0	0.0	140	1.4	
	9,660	380	3.9	2,280	23.6	3,250	33.6	320	3.3	2,700	28.0	730	7.6	
TV	3,591	126	3.5	588	16.4	2,730	76.0	42	1.2	0	0.0	105	2.9	
	7,987	845	10.6	765	9.6	1,375	17.2	3,035	38.0	0	0.0	1,967	24.6	
	5,984	240	4.0	3,128	52.3	790	13.2	1,807	30.2	0	0.0	20	0.3	
TV	8,400	1,165	13.9	3,410	40.6	850	10.1	1,000	11.9	0	0.0	1,975	23.5	
TV	6,610	695	10.5	3,100	46.9	2,600	39.3	205	3.1	0	0.0	10	0.2	
TV	6,610	695	10.5	3,100	46.9	2,600	39.3	205	3.1	0	0.0	10	0.2	
	6,720	605	9.0	1,882	28.0	1,747	26.0	1,478	22.0	0	0.0	1,008	15.0	
TV	6,610	695	10.5	3,100	46.9	2,600	39.3	205	3.1	0	0.0	10	0.2	
	390	130	33.3	90	23.1	110	28.2	60	15.4	0	0.0	0	0.0	
TV	6,720	345	5.1	2,945	43.8	1,756	26.1	759	11.3	720	10.7	195	2.9	
TV	10,080	665	6.6	4,935	49.0	700	6.9	2,030	20.1	0	0.0	1,750	17.4	
TV	7,360	360	4.9	6,385	86.8	615	8.4	0	0.0	0	0.0	0	0.0	
TV	10,080	665	6.6	4,935	49.0	700	6.9	2,030	20.1	0	0.0	1,750	17.4	
	8,553	240	2.8	1,775	20.8	750	8.8	5,158	60.3	600	7.0	30	0.4	
	8,553	240	2.8	1,775	20.8	750	8.8	5,158	60.3	600	7.0	30	0.4	
TV	8,553	240	2.8	1,775	20.8	750	8.8	5,158	60.3	600	7.0	30	0.4	

SO PP (2003 6)()

	()	()	(%)	()	(%)	()	(%)	()	(%)	()	(%)	()	(%)	
	7,200	0	0.0	4,200	58.3	630	8.8	1,050	14.6	0	0.0	1,320	18.3	
TV	10,080	240	2.4	980	9.7	1,820	18.1	5,560	55.2	1,200	11.9	280	2.8	
TV	8,400	1,165	13.9	3,410	40.6	850	10.1	1,000	11.9	0	0.0	1,975	23.5	
	5,984	240	4.0	3,128	52.3	790	13.2	1,807	30.2	0	0.0	20	0.3	
TV	8,400	1,165	13.9	3,410	40.6	850	10.1	1,000	11.9	0	0.0	1,975	23.5	
TV	10,080	1,260	12.5	5,280	52.4	2,980	29.6	420	4.2	0	0.0	140	1.4	
	9,660	380	3.9	2,280	23.6	3,250	33.6	320	3.3	2,700	28.0	730	7.6	
TV	3,591	126	3.5	588	16.4	2,730	76.0	42	1.2	0	0.0	105	2.9	
	7,987	845	10.6	765	9.6	1,375	17.2	3,035	38.0	0	0.0	1,967	24.6	
	5,984	240	4.0	3,128	52.3	790	13.2	1,807	30.2	0	0.0	20	0.3	
TV	8,400	1,165	13.9	3,410	40.6	850	10.1	1,000	11.9	0	0.0	1,975	23.5	
TV	6,610	695	10.5	3,100	46.9	2,600	39.3	205	3.1	0	0.0	10	0.2	
TV	6,610	695	10.5	3,100	46.9	2,600	39.3	205	3.1	0	0.0	10	0.2	
	6,720	605	9.0	1,882	28.0	1,747	26.0	1,478	22.0	0	0.0	1,008	15.0	
TV	6,610	695	10.5	3,100	46.9	2,600	39.3	205	3.1	0	0.0	10	0.2	
	390	130	33.3	90	23.1	110	28.2	60	15.4	0	0.0	0	0.0	
TV	6,720	345	5.1	2,945	43.8	1,756	26.1	759	11.3	720	10.7	195	2.9	
TV	10,080	665	6.6	4,935	49.0	700	6.9	2,030	20.1	0	0.0	1,750	17.4	
TV	7,360	360	4.9	6,385	86.8	615	8.4	0	0.0	0	0.0	0	0.0	
TV	10,080	665	6.6	4,935	49.0	700	6.9	2,030	20.1	0	0.0	1,750	17.4	
	8,553	240	2.8	1,775	20.8	750	8.8	5,158	60.3	600	7.0	30	0.4	
	8,553	240	2.8	1,775	20.8	750	8.8	5,158	60.3	600	7.0	30	0.4	
TV	8,553	240	2.8	1,775	20.8	750	8.8	5,158	60.3	600	7.0	30	0.4	
	8,553	240	2.8	1,775	20.8	750	8.8	5,158	60.3	600	7.0	30	0.4	

SO PP (2003 6)()

	()												
		()	(%)	()	(%)	()	(%)	()	(%)	()	(%)	()	(%)
TV	5,040	100	2.0	1,236	24.3	902	17.7	1,260	25.0	300	6.0	1,242	25.0
	5,040	1,512	30.0	1,260	25.0	1,008	20.0	756	15.0	252	5.0	252	5.0
TV	5,950	1,011	17.0	1,666	28.0	892	15.0	1,190	20.0	892	15.0	299	5.0
TV	5,950	1,011	17.0	1,666	28.0	892	15.0	1,190	20.0	892	15.0	299	5.0
	10,080	3,360	33.3	1,470	14.6	4,900	48.6	210	2.1	0	0.0	140	1.4
TV	5,091	570	11.4	2,172	43.6	1,776	35.6	108	2.2	0	0.0	465	9.3
TV	7,560	1,445	19.1	1,185	15.7	3,320	43.9	980	13.0	0	0.0	630	8.3
	10,080	1,080	10.7	2,318	23.0	1,512	15.0	3,227	32.0	201	2.0	1,742	18.0
	10,311	721	7.0	1,155	11.2	5,362	52.0	1,841	17.9	0	0.0	1,232	11.9
TV	4,200	840	20.0	1,820	43.3	560	13.3	420	10.0	0	0.0	560	13.3
	8,400	660	7.9	2,940	35.0	1,980	23.6	840	10.0	0	0.0	1,980	23.6
TV	7,560	840	11.1	1,050	13.9	1,680	22.2	1,890	25.0	0	0.0	2,100	27.8
TV	7,560	840	11.1	1,050	13.9	1,680	22.2	1,890	25.0	0	0.0	2,100	27.8
	10,080	2,419	24.0	2,218	22.0	3,629	36.0	806	8.0	706	7.0	302	3.0
	8,400	2,100	25.0	2,520	30.0	1,680	20.0	420	5.0	1,260	15.0	420	5.0
	6,300	480	7.6	1,050	16.7	2,100	33.3	2,450	38.9	0	0.0	220	3.5
TV	9,304	750	8.1	4,372	47.0	1,168	9.2	2,450	27.3	0	0.0	564	6.5
TV	10,080	4,133	41.0	1,512	15.0	302	3.0	3,024	30.0	504	5.0	605	6.0
	10,080	4,133	41.0	1,512	15.0	302	3.0	3,024	30.0	504	5.0	605	6.0
TV	8,516	560	6.6	2,805	32.9	3,555	41.7	511	6.0	0	0.0	1,085	12.7
	6,720	1,050	15.6	1,890	28.1	1,420	21.1	525	7.8	390	5.8	1,445	21.5
	6,720	1,050	15.6	1,890	28.1	1,420	21.1	525	7.8	390	5.8	1,445	21.5
TV	7,448	1,266	17.0	2,979	40.0	596	8.0	744	10.0	0	0.0	1,863	25.0
TV	7,448	1,266	17.0	2,979	40.0	596	8.0	744	10.0	0	0.0	1,863	25.0

SO PP (2003 6)()

	()	()	(%)	()	(%)	()	(%)	()	(%)	()	(%)	()	(%)	
TV	6,300	700	11.1	3,500	55.6	1,000	15.9	525	8.3	0	0.0	575	9.1	
TV	960	225	23.4	198	20.6	0	0.0	417	43.4	0	0.0	120	12.5	
TV	10,080	90	0.9	215	2.1	0	0.0	7,738	76.8	0	0.0	2,037	20.2	
TV	2,880	0	0.0	480	16.7	480	16.7	160	5.6	0	0.0	0	0.0	
	10,080	231	2.3	1,218	12.1	3,092	30.7	5,539	55.0	0	0.0	0	0.0	
TV	10,080	231	2.3	1,218	12.1	3,092	30.7	5,539	55.0	0	0.0	0	0.0	
	8,250	808	9.8	5,678	68.6	1,547	18.7	217	2.6	0	0.0	0	0.0	
TV	8,400	420	5.0	2,530	30.1	3,630	43.2	1,140	13.6	0	0.0	680	8.1	
TV	6,300	320	5.1	3,525	56.0	1,100	17.5	1,300	20.6	35	0.6	20	0.3	
TV	9,240	210	2.3	1,680	18.2	5,180	56.0	630	6.8	0	0.0	1,540	16.7	
TV	9,962	482	4.8	9,342	93.8	0	0.0	0	0.0	0	0.0	138	1.4	
TV	8,190	615	7.5	2,620	32.0	1,835	22.4	2,770	33.8	0	0.0	350	4.3	
	2,760	0	0.0	850	30.8	1,230	44.6	280	10.1	120	4.3	280	10.1	
TV	5,460	300	5.5	1,300	23.8	1,720	31.5	1,673	30.6	252	4.6	215	3.9	
TV	10,080	375	3.7	360	3.6	2,755	27.3	6,140	60.9	0	0.0	450	4.5	
TV	6,116	4,221	69.0	1,060	17.3	475	7.8	180	2.9	180	2.9	0	0.0	
	10,080	2,520	25.0	840	8.3	0	0.0	6,048	60.0	0	0.0	672	6.7	
	10,080	1,680	16.7	0	0.0	2,230	22.1	2,358	23.4	2,208	21.9	1,604	15.9	
	8,754	350	4.0	5,531	63.2	2,873	32.8	0	0.0	0	0.0	0	0.0	
	7,980	1,770	22.2	3,780	47.4	2,010	25.2	420	5.3	0	0.0	0	0.0	
가	7,980	1,770	22.2	3,780	47.4	2,010	25.2	420	5.3	0	0.0	0	0.0	
	7,980	1,770	22.2	3,780	47.4	2,010	25.2	420	5.3	0	0.0	0	0.0	
	8,397	974	11.6	802	9.6	118	1.4	5,773	68.8	0	0.0	730	8.7	
TV	10,080	2,200	21.8	1,425	14.1	800	7.9	825	8.1	250	2.4	4,580	45.4	
	972,100	130,836	13.5	262,608	27.0	200,597	20.6	235,736	24.3	40,287	4.1	102,036	10.5	

(3) SO (2004 6)

	()								
				SO					
		()	(%)	()	(%)	()	(%)	()	(%)
	10,080	9,180	91.1	720	7.1	0	0.0	180	1.6
	6,720	5,880	87.5	0	0.0	0	0.0	840	12.5
TV	10,080	9,180	91.1	720	7.1	0	0.0	180	1.6
	6,720	5,880	87.5	0	0.0	0	0.0	840	12.5
TV	10,080	8,240	81.7	1,680	16.7	0	0.0	160	1.6
TV	10,080	8,240	81.7	1,680	16.7	0	0.0	160	1.6
	6,720	5,880	87.5	0	0.0	0	0.0	840	12.5
	12,390	10,290	83.1	2,100	16.9	0	0.0	0	0.0
TV	5,120	0	0.0	0	0.0	5,120	100.0	0	0.0
TV	10,080	8,240	81.7	1,680	16.7	0	0.0	160	1.6
TV	10,080	8,240	81.7	1,680	16.7	0	0.0	160	1.6
	10,080	8,240	81.7	1,680	16.7	0	0.0	160	1.6
	8,840	7,720	87.3	0	0.0	1,120	12.7	0	0.0
	8,840	7,720	87.3	0	0.0	1,120	12.7	0	0.0
TV	10,080	8,240	81.7	1,680	16.7	0	0.0	160	1.6
	8,840	7,720	87.3	0	0.0	1,120	12.7	0	0.0
	10,080	9,555	94.8	0	0.0	0	0.0	525	5.2
TV	10,080	8,240	81.7	1,680	16.7	0	0.0	160	1.6
	10,080	5,460	54.2	0	0.0	4,620	45.8	0	0.0
	4,372	2,579	59.0	1,531	35.0	0	0.0	262	6.0
	7,870	7,870	100.0	0	0.0	0	0.0	0	0.0
TV	10,080	8,240	81.7	1,680	16.7	0	0.0	160	1.6
TV	8,470	5,740	56.9	2,730	27.1	0	0.0	0	0.0
	8,400	3,200	38.1	2,100	25.0	0	0.0	3,100	36.9
TV	8,400	3,530	42.0	2,100	25.0	0	0.0	2,770	33.0
	9,380	9,355	99.7	0	0.0	0	0.0	25	0.3
TV	8,400	3,530	42.0	2,100	25.0	0	0.0	2,770	33.0
	4,680	2,430	51.9	1,890	40.4	0	0.0	360	7.7
TV	10,080	9,520	94.4	320	3.2	0	0.0	240	2.4
TV	10,080	8,240	81.7	1,680	16.7	0	0.0	160	1.6
TV	10,080	8,240	81.7	1,680	16.7	0	0.0	160	1.6
	10,080	8,240	81.7	1,680	16.7	0	0.0	160	1.6

SO (2004 6)()

	()								
				SO					
		()	(%)	()	(%)	()	(%)	()	(%)
	10,080	2,800	259.3	5,240	52.0	360	3.6	1,680	16.7
	10,080	6,640	65.9	1,930	19.1	0	0.0	1,510	15.0
	5,720	3,476	60.8	1,284	22.4	960	16.8	0	0.0
	9,130	6,820	74.7	2,070	22.7	0	0.0	240	2.6
TV	9,130	6,820	74.7	2,070	22.7	0	0.0	240	2.6
TV	9,240	2,850	30.8	4,370	47.3	0	0.0	2,020	21.9
	10,080	5,550	55.1	1,950	19.3	810	8.0	1,770	17.6
TV	10,080	5,550	55.1	1,950	19.3	810	8.0	1,770	17.6
	10,080	5,550	55.1	1,950	19.3	810	8.0	1,770	17.6
	1,666	0	0.0	1,290	77.4	0	0.0	376	22.6
	8,640	5,220	60.4	3,360	38.9	0	0.0	60	0.7
	9,016	2,436	27.0	1,932	21.4	812	9.0	2,836	31.5
TV	9,130	6,820	74.7	2,070	22.7	0	0.0	240	2.6
TV	9,130	6,820	74.7	2,070	22.7	0	0.0	240	2.6
TV	5,040	1,850	18.4	1,520	15.1	0	0.0	1,670	16.6
	7,200	2,310	32.1	3,150	43.8	0	0.0	1,740	24.2
TV	10,080	8,960	88.9	840	8.3	0	0.0	280	2.8
TV	8,400	2,815	33.5	3,260	38.8	350	4.2	1,975	23.5
	5,984	3,770	63.0	1,498	25.0	717	12.0	0	0.0
TV	8,400	2,815	33.5	3,260	38.8	350	4.2	1,975	23.5
TV	10,080	9,240	91.7	840	8.3	0	0.0	0	0.0
	9,660	870	9.0	1,450	15.0	6,440	66.7	900	9.3
TV	3,591	168	4.7	2,730	76.0	588	16.4	105	2.9
	7,987	3,155	39.5	2,865	35.9	0	0.0	1,967	24.6
	5,984	3,770	63.0	1,498	25.0	717	12.0	0	0.0
TV	8,400	2,815	33.5	3,260	38.8	350	4.2	1,975	23.5
TV	6,610	3,861	58.4	2,739	41.4	0	0.0	10	0.2
TV	6,610	3,861	58.4	2,739	41.4	0	0.0	10	0.2
	3,720	1,094	29.0	896	24.0	812	22.0	918	25.0

SO (2004 6)()

	()	SO							
				SO					
		()	(%)	()	(%)	()	(%)	()	(%)
TV	6,610	3,861	58.4	2,739	41.4	0	0.0	10	0.2
	390	270	69.2	60	15.4	60	15.4	0	0.0
TV	6,720	2,720	40.5	3,805	56.6	0	0.0	195	2.9
TV	10,080	6,090	60.4	2,240	22.2	0	0.0	1,750	17.4
TV	7,360	2,235	30.4	5,095	69.2	0	0.0	30	0.4
TV	10,080	6,090	60.4	2,240	22.2	0	0.0	1,750	17.4
	8,553	3,588	42.0	0	0.0	4,935	57.7	30	0.4
	8,553	3,588	42.0	0	0.0	4,935	57.7	30	0.4
TV	8,553	0	0.0	3,588	42.0	4,935	57.7	30	0.4
	8,553	3,588	42.0	0	0.0	4,935	57.7	30	0.4
TV	5,040	3,362	66.7	1,678	33.3	0	0.0	0	0.0
	5,040	3,024	60.0	1,008	20.0	1,008	20.0	0	0.0
TV	5,950	2,499	42.0	2,558	43.0	595	10.0	297	5.0
TV	5,950	2,499	42.0	2,558	43.0	595	10.0	298	5.0
	10,080	10,080	100.0	0	0.0	0	0.0	0	0.0
TV	4,983	3,004	60.3	1,059	21.3	168	3.4	752	15.1
TV	7,560	3,250	43.0	3,060	40.5	620	8.2	630	8.3
	10,080	8,669	86.0	504	5.0	403	4.0	504	5.0
	10,311	7,182	69.7	1,904	18.5	0	0.0	1,225	11.9
TV	4,200	2,380	56.7	1,260	30.0	0	0.0	560	13.3
	8,400	1,850	22.0	1,080	12.9	3,490	41.5	1,980	23.6
TV	7,560	1,900	25.1	1,050	13.9	3,770	49.9	840	11.1
TV	7,560	1,900	25.1	1,050	13.9	3,770	49.9	840	11.1
	10,080	6,653	33.0	3,125	15.5	302	1.5	0	0.0
	8,400	5,040	60.0	2,100	25.0	840	10.0	420	5.0
	6,300	5,080	80.6	300	4.8	0	0.0	920	14.6
TV	9,304	6,720	72.0	2,584	28.0	0	0.0	0	0.0
TV	10,080	5,645	56.0	504	5.0	3,024	30.0	907	9.0
	10,080	5,645	56.0	504	5.0	3,024	30.0	907	9.0

SO (2004 6)()

	()								
				SO					
		()	(%)	()	(%)	()	(%)	()	(%)
TV	8,516	2,556	30.0	4,355	51.1	0	0.0	1,605	18.8
	6,720	1,315	19.6	150	2.2	0	0.0	5,255	78.2
	6,720	1,315	19.6	150	2.2	0	0.0	5,255	78.2
TV	7,448	2,159	29.0	4,618	62.0	298	4.0	373	5.0
TV	7,448	2,159	29.0	4,618	62.0	298	4.0	373	5.0
TV	6,300	6,300	100.0	0	0.0	0	0.0	0	0.0
TV	960	960	100.0	0	0.0	0	0.0	0	0.0
TV	10,080	7,828	77.7	0	0.0	215	2.1	2,037	20.2
TV	1,760	1,120	63.6	400	22.7	0	0.0	240	13.6
	10,080	6,864	68.1	928	9.2	0	0.0	2,288	22.7
TV	10,080	6,864	68.1	928	9.2	0	0.0	2,288	22.7
	8,277	4,963	60.0	471	5.7	0	0.0	2,843	34.3
TV	8,400	3,820	45.5	3,430	40.8	520	6.2	630	7.5
TV	6,300	3,350	53.2	2,800	44.4	0	0.0	150	2.4
TV	9,240	2,800	30.3	4,900	53.0	0	0.0	1,540	16.7
TV	9,962	9,123	91.6	747	7.5	0	0.0	92	0.9
TV	8,190	4,259	52.0	3,604	44.0	0	0.0	327	4.0
	2,760	840	30.4	120	4.3	1,520	55.1	280	10.1
TV	5,460	3,445	63.1	1,800	33.0	0	0.0	215	3.9
TV	10,080	10,080	100.0	0	0.0	0	0.0	0	0.0
TV	6,116	0	0.0	0	0.0	0	0.0	0	0.0
	10,080	7,224	71.7	0	0.0	840	8.3	2,016	20.0
	10,080	8,476	84.1	0	0.0	0	0.0	1,604	15.9
	8,754	6,556	74.9	2,198	25.1	0	0.0	0	0.0
	7,980	2,040	25.6	3,420	42.9	2,370	29.7	150	1.9
가	7,980	2,040	25.6	3,420	42.9	2,370	29.7	150	1.9
	7,980	2,040	25.6	3,420	42.9	2,370	29.7	150	1.9
	8,397	6,729	80.1	938	11.2	0	0.0	730	8.7
TV	10,080	5,250	52.0	2,800	27.7	425	4.2	1,605	15.9

(4) ()

	()	()	()	()	()	()	()	()	()	()	()	()
	120	2,000	70	3,000	30	2,000	40	500	20	0	280	7,500
TV	120	2,000	70	3,000	30	2,000	40	500	20	0	280	7,500
	840	25,125	0	0	2,100	62,712	2,940	88,038	840	25,125	6,720	201,000
TV	970	4,800	970	4,800	2,426	4,800	1,213	4,800	0	0	5,579	19,200
TV	548	84,000	365	72,000	304	48,000	122	12,000	100	12,000	1,439	228,000
TV	0	0	0	0	0	0	0	0	0	0	0	0
TV	970	4,800	970	4,800	2,426	4,800	1,213	4,800	0	0	5,579	19,200
TV	44	7,769	160	28,253	64	11,301	56	9,888	60	10,595	384	67,806
TV	3,120	0	3,200	0	0	0	1,150	0	160	0	7,630	355,715
	581	0	2,275	6,000	0	0	0	0	0	0	2,856	6,000
	73	0	0	0	626	0	264	0	0	143,256	963	143,256
TV	1,095	0	1,501	28,690	3,655	6,400	511	2,200	0	0	6,762	37,290

	()	()	()	()	()	()	()	()	()	()	()	()
	313	1,740	649	6,620	1,089	14,230	726	8,270	130	7,035	2,907	37,895
TV	313	1,740	649	7,510	1,089	13,110	726	9,770	130	6,705	2,907	38,835
	368	28,900	2,576	202,300	1,840	144,500	2,649	202,300	0	0	7,433	578,000
TV	313	1,740	649	10,500	1,089	19,100	726	10,250	130	7,142	2,907	48,732
	35	52,560	24	37,329	0	0	28	41,425	0	0	87	131,314
TV	67	82,890	580	322,136	0	0	76	42,212	0	0	723	447,238
TV												
TV												
	32	148,000	24	48,000	12	24,000	24	30,000	0	0	92	250,000
	1,460	11,066	1,320	10,000	2,190	16,599	650	4,913	220	1,684	5,840	44,262
	546	2,116	594	2,305	1,098	4,257	787	3,051	0	0	3,025	11,729
	243	9,102	225	8,428	229	8,578	511	19,141	0	0	1,208	45,249
TV	243	68,562	225	63,483	229	64,612	511	144,178	0	0	1,208	340,835
TV	365	7,800	360	7,800	0	0	0	0	1,000	0	1,725	15,600
	1,529	5,583	182	665	2,050	7,485	1,520	5,550	1,366	4,986	6,647	24,269
TV												
	1,529	8,230	182	981	2,050	11,035	1,520	8,182	1,366	7,351	6,647	35,779
	0	0	0	0	0	0	0	0	0	0	0	0
	40	500	12	500	17	500	18	500	0	0	87	2,000
	0	0	26	8,148	5	0	6	0	0	0	37	8,148
TV												
TV	TV											

	()	()	()	()	()	()	()	()	()	()	()	()
	143	47,100	130	153,860	100	62,800	87	15,700	3	9,420	463	288,880
TV	80	0	988	12,000	721	12,000	899	68,000	1,010	0	3,698	92,000
	8	0	7	0	5	0	7	0	0	0	27	0
TV	388	240,000	640	150,000	343	50,000	457	50,000	457	30,000	2,285	520,000
TV	0	0	0	0	0	0	0	0	0	0	0	0
	208	250,325	136	287,502	144	304,414	520	1,099,280	32	67,653	1,040	2,009,174
TV	61	35,490	106	33,160	113	106,625	12	0	1	130	293	175,405
TV	2,080	10,000	208	39,000	1,040	36,400	1,040	36,400	260	4,000	4,628	125,800
	753	8,000	1,750	15,400	1,150	12,010	2,400	23,100	1,481	13,000	7,534	71,510
	147	14,400	129	16,200	291	35,400	1,692	0	18	3,000	2,277	69,000
TV	728	2,912	849	12,261	96	67,259	606	606	70	17,937	2,349	100,975
	11	4,300	13	10,800	13	82,000	11	6,300	0	0	48	103,400
TV	40	86,400	0	0	0	0	34	73,440	0	0	74	159,840
TV												
	1,927	72,000	1,139	81,030	1,139	165,000	701	13,000	613	8,000	5,519	339,030
	40	15,000	25	50,000	20	12,000	30	15,000	15	10,000	130	102,000
	104	0	131	5,000	261	9,970	286	9,970	0	8,163	782	33,103
TV	169	23,704	117	12,325	87	6,955	130	6,955	0	0	503	49,939
TV	300	8,004	100	2,785	20	524	200	5,155	50	1,469	670	17,937
	300	8,004	100	2,785	20	524	200	5,155	50	1,469	670	17,937
TV	599	5,725	567	13,324	304	80,000	456	0	16	30,517	1,942	129,566
	913	0	116	0	399	0	594	0	0	0	2,022	355,969
	913	0	116	0	399	0	594	0	0	0	2,022	355,969
TV	840	60,000	1,000	6,000	10	25,000	200	5,000	80	2,000	2,130	98,000
TV	840	12,000	1,000	8,000	10	0	200	0	80	0	2,130	20,000

	()	()	()	()	()	()	()	()	()	()	()	()
TV	91	17,886	500	102,441	108	37,400	91	4,878	0	0	790	162,605
TV	274	0	183	0	0	0	243	0	208	0	908	0
TV	143	47,100	130	153,860	100	62,800	87	15,700	3	9,420	463	288,880
TV	50	60,000	150	1,500	0	0	5,400	0	0	0	5,600	61,500
	69	7,464	24	5,058	2,174	8,442	9	702	3	4,218	2,277	25,884
TV	69	4,976	24	3,372	2,174	5,628	9	468	3	2,812	2,277	17,256
	339	23,000	1,160	19,700	1,288	29,400	208	8,500	0	0	2,995	80,600
TV	367	21,000	1,064	10,000	1,123	55,000	821	7,200	0	0	3,375	93,200
TV	235	2,997	369	4,140	21	5,821	2	175	469	113,825	1,096	126,958
TV	27	0	17	0	105	0	547	0	20	72,195	716	72,195
TV	600	0	456	3,030	0	0	0	0	60	0	1,116	3,030
TV	346	12,000	3,180	0	2,950	0	0	0	0	0	6,476	12,000
	0	0	0	0	0	0	0	0	0	0	0	0
TV	48	9,254	51	13,338	0	0	160	3,335	8	0	267	25,927
TV	367	81,136	0	0	0	0	7,581	47,320	96	7,000	8,044	135,456
TV	125	24,641	108	950	150	25,365	0	0	0	0	383	50,956
	32	192,000	24	172,800	0	0	64	19,200	0	0	120	384,000
	16	18,822	0	0	0	0	54	635	0	0	70	19,457
	26	35,000	48	157,000	1	10,000	520	17,000	10	15,000	605	234,000
	27	9,200	37	8,150	24	5,050	365	0	0	0	453	22,400
가	25	10,000	28	10,400	43	13,300	17	1,700	4	1,000	117	36,400
	27	9,200	37	19,800	24	5,050	365	0	0	0	453	34,050
	197	132,339	100	57,873	0	0	1,778	174,000	114	11,170	2,189	375,382
TV	312	28,464	228	121,200	128	29,520	132	17,700	168	20,000	968	216,834
	125	81,541	23	21,600	81	35,100	45	56,700	18	16,200	292	211,141

(5)

	SO									
	()	()	()	()	()	()	()	()	()	()
	30	0	120	3,600	20	0	10	0	180	3,600
TV	30	0	120	3,600	20	0	10	0	180	3,600
TV										
TV										
	0	0	304	0	3	0	0	0	307	0
TV	236	66,488	595	0	57	0	0	0	888	66,488
TV										
TV										
	970	35,780	0	0	0	0	0	0	970	35,780
TV										
TV										
	9	0	0	0	1,040	0	0	0	1,049	0
	0	0	1,694	0	0	0	290	0	1,984	0
	0	0	0	0	0	0	0	0	0	0
TV										
TV	0	0	4,328	0	578	1,440	0	0	4,906	1,440
	0	0	2,452	0	0	0	1,961	0	4,413	0

()

			SO							
	()	()	()	()	()	()	()	()	()	()
TV	0	0	2,452	0	0	0	1,961	0	4,413	0
	0	0	0	0	21	0	0	0	21	0
TV	0	0	2,452	0	0	0	1,961	0	4,413	0
	0	0	0	0	25	0	0	0	25	0
TV	0	0	160	0	67	0	0	0	227	0
TV										
TV										
	0	0	360	4,800	0	0	0	0	360	4,800
	0	0	2,710	0	210	0	0	0	2,920	0
	832	0	1,113	0	0	0	0	0	1,945	0
	0	0	221	8,278	0	0	0	0	221	8,278
TV	0	0	221	2,210	0	0	0	0	221	2,210
TV	0	0	4,000	0	40	0	1,000	0	5,040	0
	178	0	1,570	0	364	0	0	0	2,112	0
TV	178	0	1,570	0	364	0	0	0	2,112	0
	178	0	1,570	0	364	0	0	0	2,112	0
	0	0	0	0	0	0	0	0	0	0
	0	0	56	0	2	0	0	0	58	0
	12	0	5	0	16	0	78	660	111	660
TV	TV									
TV	TV									
TV	0	0	789	0	0	0	220	1,128	1,009	1,128
	0	0	130	1,440	0	0	0	0	130	1,440
TV	0	0	50	0	5	0	0	0	55	0
TV	0	0	3,621	0	208	0	0	0	3,829	0

()

	SO									
	()	()	()	()	()	()	()	()	()	()
	0	0	0	0	0	0	0	0	0	0
TV	27	71,280	188	0	8	0	54	0	277	71,280
TV	1,040	156,000	0	0	546	0	0	0	1,586	156,000
	350	4,000	450	3,850	175	1,700	251	3,000	1,226	12,550
	0	0	232	0	110	0	0	0	342	0
TV	0	0	2,369	0	93	0	0	0	2,462	0
	0	0	0	0	0	0	0	0	0	0
TV	164	95,183	52	0	22	0	0	0	238	95,183
TV	164	95,183	52	0	22	0	0	0	238	95,183
	0	28,000	2,978	3,600	263	2,000	0	0	3,241	33,600
	18	84,000	100	22,000	0	0	0	0	118	106,000
	0	0	26	0	8	0	71	0	105	0
TV	0	0	125	0	0	0	26	0	151	0
TV	20	213	30	770	30	710	40	3,020	120	4,713
	20	513	30	770	30	710	40	1,027	120	3,020
TV	0	0	3,999	0	0	0	672	0	4,671	0
	0	0	43	0	152	0	2,562	2,237	2,757	2,237
	0	0	43	0	152	0	2,562	0	2,757	0
TV	60	40,000	900	100	6	100	0	0	966	40,200
TV	60	0	900	0	6	0	0	0	966	0
TV	0	0	10	0	4	0	60	0	74	0
TV	0	0	0	0	0	0	0	0	0	0
TV	87	25,120	0	0	5	0	0	0	92	25,120
TV	0	0	0	0	4	0	0	0	4	0

()

			SO							
	()	()	()	()	()	()	()	()	()	()
	4	1,824	19	0	0	0	0	0	22	1,824
TV	4	1,216	19	0	0	0	0	0	22	1,216
	233	15,000	188	0	0	0	451	0	872	15,000
TV	182	5,000	3,250	7,542	493	0	0	0	3,925	12,542
TV	0	0	518	0	11	0	0	0	529	0
TV	2	0	710	0	3	0	5	0	720	0
TV	0	0	1,152	0	0	0	0	0	1,152	0
TV	0	0	480	0	45	0	0	0	525	0
	0	0	0	0	0	0	0	0	0	0
TV	0	0	130	0	35	0	0	0	165	0
TV	16	16,948	0	0	0	0	41	3,348	57	20,296
TV	0	0	0	0	80	0	0	0	80	0
	64	240,000	4	6,000	0	0	0	0	68	246,000
	0	0	0	0	0	500	77	7,275	77	7,775
	2	6,000	46	0	0	0	0	0	48	6,000
	86	57,440	327	0	69	0	15	0	497	57,440
가	5	2,500	40	0	20	0	0	0	65	2,500
	86	0	327	0	69	0	15	0	497	0
	2	53,181	1,502	835	169	140	0	0	1,673	54,156
TV	68	67,152	448	240	40	18,600	8	15,000	564	100,992
	0	0	243	10,000	18	2,700	0	0	261	12,700

1)
2)

0'

(1)

		()		()		(%)
		(5)	(2)	(5)	(2)	
SkyPlus100 (ch 100)	2004. 6	7,200	2,880	380	150	5.3
SkyHD (ch 300)						

(2)

	()												
		()	(%)	()	(%)	()	(%)	()	(%)	()	(%)	()	(%)
2004. 6	10,080	0	0.0	720	7.1	0	0.0	0	0.0	0	0.0	9,360	92.9

	()						
		()	(%)	()	(%)	()	(%)
2004. 6	10,080	0	0.0	9,778	97.0	302	2.99

1)

2)

()

3.

가.

(:)

		-					/			
	03	117,038,183	46,117,553	8,346,841	5,879,061	6,021,893	23,840,644	16,977,980	224,222,155	
	04	104,266,121	43,650,400	23,615,805	8,426,785	9,487,884	21,844,744	20,159,615	231,451,354	
KBS	03	40,410,219	21,990,781	3,418,700	0	1,260,879	15,204,612	14,598,809	96,884,000	
	04	42,226,480	11,941,520	9,876,480	0	726,761	11,757,861	15,446,898	91,976,000	
MBC	03	8,580,828	731,831	2,874,910	4,017,823	1,311,534	4,669,031	0	22,185,957	
	04	19,097,854	1,249,900	3,748,245	4,779,576	4,387,146	5,615,706	0	38,878,427	
MBC	03	44,982	729,900	0	0	0	0	0	774,882	
	04	300,000	2,125,343	0	42,000	684,657	124,697	0	3,276,697	
MBC	03	344,000	0	268,000	0	0	468,000	0	1,080,000	
	04	405,000	167,000	0	0	0	160,000	0	732,000	
MBC	03	475,000	0	45,000	0	0	0	0	520,000	
	04	1,110,000	87,000	43,000	0	200,000	0	0	1,440,000	
MBC	03	251,350	16,000	60,398	35,353	0	251,747	62,089	676,937	
	04	99,411	0	45,780	12,516	0	135,000	88,192	380,899	
MBC	03	0	1,766,406	0	6,500	317,694	0	0	2,090,600	
	04	135,000	680,000	0	216,000	0	0	0	1,031,000	
MBC	03	573,322	777,705	0	0	0	0	0	1,351,027	
	04	91,980	2,503,280	0	0	0	0	0	2,595,260	
MBC	03	104,207	16,100	5,000	0	0	13,000	9,500	147,807	
	04	497,000	240,000	5,000	35,000	154,000	4,000	8,000	943,000	
MBC	03	160,512	324,692	0	270,664	561,298	159,491	0	1,476,657	
	04	280,000	1,124,892	0	80,000	265,520	380,865	0	2,131,277	
MBC	03	112,857	2,206,073	39,458	138,270	240,870	14,260	0	2,751,788	
	04	72,250	345,450	0	250,000	11,000	164,200	213,810	1,056,710	
MBC	03	439,291	0	38,433	153,156	0	110,207	7,900	748,987	
	04	140,000	803,652	883,800	0	200,000	18,640	2,046,092	4,092,184	

()

(:)

		-					/		
MBC	03	217,200	269,700	0	0	0	0	0	486,900
	04	231,200	775,300	14,500	106,500	0	0	0	1,127,500
MBC	03	256,330	0	0	39,500	0	0	0	295,830
	04	3,221,000	1,670,000	0	0	0	0	0	4,891,000
MBC	03	954,758	780,403	0	0	239,870	595,523	0	2,570,554
	04	651,032	677,603	0	0	0	85,000	0	1,413,635
MBC	03	365,614	755,000	239,099	46,423	310,000	76,857	0	1,792,993
	04	208,800	820,800	0	38,000	0	150,000	120,000	1,337,600
MBC	03	723,256	27,555	0	4,110	0	0	0	754,921
	04	209,200	1,050,000	0	8,900	0	0	0	1,268,100
MBC	03	352,891	1,772,919	8,205	78,649	262,790	476,934	0	2,952,388
	04	5,793,700	2,917,008	264,000	779,000	90,000	885,500	0	10,729,208
MBC	03	178,080	8,820	0	0	0	0	59,632	246,532
	04	5,152,333	356,773	0	300,000	0	0	665,000	6,474,106
MBC	03	1,060,000	0	0	0	0	0	0	1,060,000
	04	1,154,000	2,808,000	300,000	456,000	0	0	273,000	4,991,000
MBC	03	443,578	1,685,819	57,084	2,483	248,470	47,123	0	2,484,557
	04	685,000	526,000	20,000	80,000	20,000	128,000	0	1,459,000
EBS	03	1,193,916	77,156	1,154,932	653,280	0	0	0	3,079,284
	04	4,610,878	38,000	15,000	388,404	1,780,000	0	525,570	7,357,852
SBS	03	46,500,000	5,200,000	0	0	0	0	0	51,700,000
	04	10,400,000	200,000	4,400,000	0	0	0	0	15,000,000
	03	2,371,000	1,119,000	0	0	0	0	519,000	4,009,000
	04	520,000	225,000	0	0	250,000	82,000	0	1,077,000
	03	0	0	0	0	0	0	0	0
	04	0	0	0	0	0	0	0	0
	03	889,898	819,386	0	0	0	0	214,351	1,923,635
	04	240,000	600,000	0	0	0	0	0	840,000
	03	2,428,653	2,358,335	0	0	0	52,522	0	4,839,510
	04	1,200,000	200,000	0	200,000	0	250,000	0	1,850,000

()

(:)

		-					/		
	03	534,333	0	25,000	0	0	0	1,129,454	1,688,787
	04	1,395,350	4,506,625	2,650,000	0	0	0	547,053	9,099,028
	03	545,575	804,907	0	40,103	0	278,578	0	1,669,163
	04	0	346,284	0	0	50,000	336,178	0	732,462
	03	22,930	11,500	31,625	28,460	0	62,580	6,720	163,815
	04	184,000	1,850,000	110,000	305,000	0	100,000	10,000	2,559,000
	03	643,977	0	80,997	0	870	8,015	0	733,859
	04	0	1,000,000	1,200,000	0	0	0	0	2,200,000
	03	382,448	134,317	0	19,480	0	0	0	536,245
	04	129,005	58,768	0	289	0	0	0	188,062
	03	300,000	800,000	0	0	100,000	0	0	1,200,000
	04	300,000	500,000	0	0	50,000	0	0	850,000
	03	43,275	0	0	0	0	0	0	43,275
	04	49,800	900,000	0	0	0	0	0	949,800
	03	1,004,759	23,210	0	0	0	28,746	54,630	1,111,345
	04	172,000	0	0	0	0	341,097	16,000	529,097
	03	1,641,742	281,500	0	63,395	1,041,742	944,895	0	3,973,274
	04	715,400	179,000	0	191,600	515,400	570,600	0	2,172,000
	03	1,106,794	628,538	0	274,912	77,799	0	311,957	2,400,000
	04	1,417,398	57,202	0	0	103,400	422,000	200,000	2,200,000
	03	209,700	0	0	0	22,000	0	3,938	235,638
	04	49,100	0	0	0	0	0	0	49,100
	03	108,000	0	0	0	0	0	0	108,000
	04	130,000	0	0	0	0	0	0	130,000
	03	642,547	0	0	6,500	26,077	378,523	0	1,053,647
	04	683,950	120,000	0	158,000	0	133,400	0	1,095,350
	03	420,361	0	0	0	0	0	0	420,361
	04	308,000	0	40,000	0	0	0	0	348,000

()

(:)

		-					/		
	03	0	0	0	0	0	0	0	
	04	0	0	0	0	0	0	0	
	03	0	0	0	0	0	0	0	
	04	1,362,199	388,830	0	255,887	0	0	2,006,916	
	03	0	60,000	0	0	0	0	60,000	
	04	0	0	0	0	0	0	0	
	03	0	0	0	0	0	0	0	
	04	0	0	0	0	0	0	0	
	03	0	0	0	0	0	0	0	
	04	0	0	0	0	0	0	0	
	03	0	0	0	0	0	0	0	
	04	1,500	0	0	0	17,000	0	18,500	
	03	0	0	0	0	0	0	0	
	04	0	0	0	0	0	0	0	
	03	20,877	7,420	0	0	0	0	28,297	
	04	0	0	0	0	0	0	0	
	03	15,000	150,000	0	0	0	0	165,000	
	04	65,000	2,000,000	0	0	0	0	2,065,000	
	03	0	0	0	0	0	0	0	
	04	0	0	0	0	0	0	0	
	03	0	0	0	0	0	0	0	
	04	0	0	0	0	0	0	0	
	03	1,650,000	4,086,000	0	0	0	702,000	6,438,000	
	04	681,000	495,000	0	0	0	360,000	1,536,000	
	03	20,000	0	0	0	0	0	20,000	
	04	40,000	0	0	0	0	0	40,000	
	03	0	0	0	0	0	0	0	
	04	560,000	0	0	0	0	560,000	1,120,000	
	03	0	0	0	0	100,000	0	100,000	
	04	0	0	0	0	50,000	0	50,000	
	03	300,000	25,000	0	1,000	0	150,000	476,000	
	04	200,000	15,000	5,000	4,000	0	250,000	474,000	
	03	0	35,000	0	0	0	5,000	40,000	
	04	0	40,000	0	5,000	0	5,000	50,000	
	03	0	0	0	0	0	0	0	
	04	0	0	0	0	0	0	0	
	03	259,449	0	0	0	0	0	259,449	
	04	0	0	0	0	0	0	0	

()

(:)

		-					/		
	03	320,000	0	0	0	0	0	320,000	
	04	200,000	0	0	0	0	0	200,000	
	03	1,450	55,193	0	0	0	0	56,643	
	04	14,000	75,425	0	0	0	0	89,425	
	03	200,000	0	0	50,000	0	20,000	270,000	
	04	450,000	0	0	0	0	0	450,000	
	03	0	0	0	0	0	0	0	
	04	0	0	0	0	0	0	0	
	03	0	0	0	0	0	0	0	
	04	0	0	0	0	0	0	0	
	03	0	0	0	0	0	0	0	
	04	0	0	0	0	0	0	0	
	03	220,000	0	780,000	0	0	0	1,000,000	
	04	448,000	500,000	316,000	300,000	0	0	1,564,000	
	03	120,000	0	0	12,100	0	0	132,100	
	04	0	0	0	0	0	0	0	
	03	0	0	0	0	0	0	0	
	04	0	0	0	0	0	0	0	
	03	0	0	0	0	50,000	0	50,000	
	04	140,000	20,000	0	0	0	0	160,000	
	03	0	0	0	0	0	0	0	
	04	0	0	0	0	0	0	0	
	03	0	0	0	0	0	0	0	
	04	0	0	0	0	0	0	0	
	03	172,544	0	0	0	0	0	172,544	
	04	150,000	0	0	0	0	0	150,000	
	03	0	0	0	0	0	0	0	
	04	60,150	14,000	0	0	0	3,000	77,150	
	03	0	0	0	0	0	0	0	
	04	0	0	0	0	0	0	0	
	03	0	0	0	0	0	0	0	
	04	0	0	0	0	0	0	0	
	03	0	0	0	0	0	0	0	
	04	0	0	0	0	0	0	0	

(1)

(:)

								/				
	03	4,475	10,320	112,901	2,871	3,007	2,714	12,236	15,154	163,681		
	04	7,961	26,654	110,399	14,856	3,846	4,216	20,159	39,841	227,936		
	03	151	634	10,812	0	332	223	2,007	961	15,123		
	04	1,192	980	8,955	0	965	229	317,214	1,100	330,639		

)

(2)

(:)

								/				
	'03	10,000	51,200	1,686,874	32,500	0	0	0	0	1,780,574		
	'04	(SM1)								1,340,000		
	'03	0	227,412	1,570,000	17,580	0	0	0	488,372	2,303,364		
	'04	0	0	700,000	799,710	0	0	0	680,000	2,179,710		
TV	'03	(SM1)										
	'04	(SM1)										
	'03	13,100	257,143	5,400	58,300	0	0	0	0	333,943		
	'04	600,000	400,000	500,000	0	0	0	0	0	1,500,000		
TV	'03	0	130,000	58,868	0	0	0	0	0	188,868		
	'04	0	381,000	110,000	1,543,000	315,000	0	0	0	2,349,000		
TV	'03	SM1	83,600	1,494,000	36,000	100,000	80,000	76,000	0	1,869,600		
	'04	SM1	4,212,000	454,000	247,000	100,000	200,000	80,000	0	5,293,000		
	'03	0	458,777	1,078,000	0	40,440	0	1,064,000	704,783	3,346,000		
	'04	0	470,000	0	1,455,000	116,000	0	650,000	830,960	3,521,960		
	'03	32,000	0	331,580	32,890	31,000	0	8,850	0	436,320		
	'04	80,000	30,000	0	0	15,000	0	10,000	0	135,000		
TV	'03	0	23,350	1,062,116	0	0	0	94,182	344,468	1,524,116		
	'04	0	378,800	400,000	0	0	0	100,000	400,000	1,278,800		

()

(:)

								/		
TV	'03	0	0	4,000,000	0	0	0	0	0	4,000,000
	'04	0	0	600,000	0	0	0	0	0	600,000
TV	'03	0	0	0	0	0	0	0	0	0
	'04	0	0	0	200,000	0	0	0	0	200,000
	'03	0	0	0	0	0	0	0	0	0
	'04	0	0	2,500,000	0	0	0	0	0	2,500,000
	'03	108,934	635,759	0	681,200	0	0	664,534	2,090,427	4,180,854
	'04	0	1,185,650	26,400	2,522,440	0	0	1,654,802	5,389,292	1,0778,584
	'03	0	521,216	263,320	92,300	0	0	0	119,826	996,662
	'04	0	0	0	364,000	0	0	0	0	364,000
	'03	0	794,639	1,450,920	0	0	0	0	500,953	2,746,512
	'04	0	300,000	0	782,740	0	0	0	0	1,082,740
	'03	0	189,000	1,397,622	0	0	0	0	0	1,586,622
	'04	0	94,500	2,040,778	0	0	0	0	0	2,135,278
TV	'03	0	43,841	1,929,130	50,000	31,045	0	0	0	2,054,016
	'04	0	138,000	2,173,900	30,000	36,000	0	0	0	2,377,900
	'03	0	96,220	1,264,165	43,550	0	0	0	0	1,403,935
	'04	0	0	2,560,000	0	0	0	0	12,000,000	1,4560,000
	'03	0	0	0	0	0	0	0	0	0
	'04	3,000	0	0	0	0	0	0	2,000	5,000
	'03	0	0	0	0	0	0	0	0	0
	'04	0	2,125,665	970,689	0	0	75,465	35,546	0	3,207,365
TV	'03	0	17,500	0	0	0	0	0	0	17,500
	'04	0	574,000	0	1,170,000	0	0	0	0	1,744,000
TV	'03	45,658	678,636	1,415,894	15,000	0	0	0	0	2,155,188
	'04	517,373	0	1,500,000	0	0	0	175,000	0	2,192,373
	'03	21,470	133,040	4,741,493	50,564	0	0	1,900	0	4,948,467
	'04	6,000	39,300	2,137,000	0	0	0	0	0	2,182,300
TV	'03	17,945	35,735	921,174	0	0	0	1,680	0	976,534
	'04	6,000	40,700	1,996,000	0	0	0	0	0	2,042,700
	'03	250,000	150,000	206,000	0	10,000	0	82,000	0	698,000
	'04	846,000	169,000	609,000	0	507,000	0	366,000	0	2,497,000
TV	'03	63,254	98,381	0	136,908	0	0	3,700	0	302,243
	'04	7,000	487,000	273,135	8,000	0	0	0	0	775,135
	'03	0	0	6,343	0	0	0	0	0	6,343
	'04	0	0	2,000,000	0	0	0	0	0	2,000,000
TV	'03	50,129	277,266	2,976,938	726,545	126,428	0	772,318	0	4,929,624
	'04	456,000	1,800,000	1,700,000	4,320,000	110,000	0	220,000	0	8,606,000
TV	'03	0	63,816	0	0	0	20,556	45,000	10,000	139,372
	'04	0	0	0	0	0	100,000	55,310	43,125	198,435
	'03	20,000	270,000	1,400,000	0	0	0	100,000	0	1,790,000
	'04	640,000	700,000	2,000,000	0	0	0	2,325,000	0	5,665,000

()

(:)

	'03	0	95,000	0	0	0	0	6,600	101,600	203,200
	'04	40,000	38,000	0	0	0	100,000	24,200	202,200	404,400
	'03	50,913	223,298	363,002	0	0	0	303,730	106,000	1,046,943
	'04	0	100,000	0	0	100,000	0	0	50,000	250,000
	'03	0	0	1,104,861	0	0	0	0	0	1,104,861
	'04	0	200,000	300,000	0	0	0	0	0	500,000
TV	'03	97,349	396,962	715,245	0	0	0	138,084	7,411	1,355,051
	'04	0	500,000	786,769	0	0	0	500,000	0	1,786,769
TV	'03	0	62,300	0	0	0	0	0	3,706,570	3,768,870
	'04	29,400	60,600	980,000	0	0	0	628,000	0	1,698,000
	'03	52,500	10,531	2,350,000	0	0	0	0	112,000	2,525,031
	'04	109,000	56,000	2,590,000	0	0	0	0	1,743,000	4,498,000
	'03	26,181	138,120	365,330	0	3,600	0	0	0	533,231
	'04	57,000	50,000	350,000	0	0	0	500,000	0	957,000
	'03	60,598	9,107	3,020,825	0	0	0	24,405	0	3,114,935
	'04	130,000	74,000	3,412,000	0	0	0	0	503,000	4,119,000
	'03	0	0	0	0	0	0	0	0	0
	'04	0	0	0	0	0	0	0	0	0
	'03	0	0	213,634	0	0	0	0	0	213,634
	'04	14,000	120,200	1,720,000	0	0	0	0	450,000	2,304,200
	'03	6,655	0	58,555	0	72,271	0	186,942	26,434	350,857
	'04	30,000	100,000	100,000	0	100,000	0	100,000	100,000	530,000
TV	'03	0	0	0	0	0	0	0	0	0
	'04	0	0	0	0	0	0	0	0	0
TV	'03	0	0	0	0	0	0	0	0	0
	'04	0	0	0	0	0	0	0	0	0
TV	'03	0	0	2,362,619	0	0	0	0	0	2,362,619
	'04	0	0	0	0	0	0	0	0	0
	'03	0	4,200	1,822,910	191,930	5,221	0	0	0	2,024,261
	'04	0	0	25,683	5,300	0	0	0	0	30,983
TV	'03	45,857	65,000	0	0	0	0	412,819	35,203	558,879
	'04	80,000	11,595	0	0	0	0	42,600	0	134,195
TV	'03	0	0	311,949	0	0	85,000	14,560	8,410	419,919
	'04	20,000	279,200	480,000	100,000	1,650	0	48,000	0	928,850
	'03	20,746	13,750	1,293,897	0	8,580	0	0	0	1,336,973
	'04	20,000	52,000	133,074	0	9,250	0	0	0	214,324
TV	'03	0	0	334,078	0	0	0	51,169	0	385,247
	'04	20,650	129,600	480,000	100,000	50,000	0	48,000	0	828,250
TV	'03	60,000	0	0	0	0	0	180,000	0	240,000
	'04	50,000	0	0	0	0	0	60,000	0	110,000
	'03	0	27,210	1,931,247	58,300	105,000	0	0	60,147	2,181,904
	'04	0	10,000	1,000,000	30,000	0	0	0	60,000	1,100,000

()

(:)

							/			
TV	'03	0	0	0	0	0	0	0	0	0
	'04	0	0	400,000	0	0	0	0	0	400,000
	'03	1,876	11,000	197,364	0	9,680	0	179,563	0	399,483
	'04	38,500	57,500	160,500	0	10,500	0	1,849,704	0	2,116,704
TV	'03	16,678	9,000	0	0	0	99,812	0	0	125,490
	'04	10,000	32,500	450,000	0	0	0	0	1,500	494,000
TV	'03	0	0	0	0	0	0	0	0	0
	'04	0	0	0	0	0	0	0	0	0
TV	'03	0	0	2,947,000	0	0	0	0	1,088,000	4,035,000
	'04	0	0	0	3,000	0	0	0	0	3,000
	'03	0	0	0	0	0	0	0	0	0
	'04	0	0	0	0	0	0	0	0	0
TV	'03	0	0	0	0	0	0	0	0	0
	'04	0	0	0	0	0	0	0	0	0
	'03	0	0	0	0	0	0	0	0	0
	'04	0	0	0	0	0	0	0	0	0
TV	'03	19,720	10,280	4,588,408	0	0	0	0	0	4,618,408
	'04	0	1,000,000	4,000,000	0	0	0	50,000	0	5,050,000
TV	'03	0	0	517,706	0	0	0	88,259	5,411	611,376
	'04	0	378,800	700,000	60,000	1,500	0	100,000	95,450	1,335,750
TV	'03	3,000	14,500	120,000	16,000	0	0	16,600	0	170,100
	'04	103,000	96,000	120,000	14,000	10,000	0	10,000	0	353,000
TV	'03	0	0	480,575	0	0	0	70,463	0	551,038
	'04	0	0	500,000	0	0	0	100,000	300,000	900,000
	'03	20,448	8,650	0	13,519	0	0	13,326	0	55,943
	'04	10,000	697,500	341,600	36,000	0	0	18,400	0	1,103,500
	'03	16,502	8,848	2,460,638	265,000	0	0	1,922,498	0	4,673,486
	'04	34,950	708,920	161,280	83,443	0	0	1,558,284	0	2,546,877
TV	'03	0	0	637,662	0	0	0	0	0	637,662
	'04	0	0	274,555	0	0	0	0	0	274,555
	'03	8,298	0	612,813	95,400	0	0	1,174,726	0	1,891,237
	'04	0	4,794	1,388,767	37,100	0	0	989,308	0	2,419,969
	'03	1,088,953	0	259,435	0	0	0	43,645	0	1,392,033
	'04	0	300,000	750,000	15,000	0	0	360,000	0	1,425,000
TV	'03	0	50,000	0	0	0	0	0	0	50,000
	'04	500,000	200,000	2,000,000	0	0	0	1,000,000	0	3,700,000
TV	'03	0	0	3,681,000	0	0	0	264,000	0	3,945,000
	'04	700,000	1,000,000	1,708,000	0	0	0	150,000	500,000	4,058,000
	'03	572,705	0	5,131,850	0	0	0	0	0	5,704,555
	'04	530,000	1,730,000	4,593,000	0	0	0	0	0	6,853,000

()

(:)

							/			
TV	'03	200,000	80,000	250,000	5,300	0	0	0	535,300	
	'04	300,000	120,000	1,000,000	26,500	20,000	20,000	20,000	1,506,500	
TV	'03	150,000	15,000	100,000	0	0	30,000	0	295,000	
	'04	200,000	30,000	150,000	0	0	10,000	20,000	410,000	
	'03	0	23,600	1,561,206	0	0	96,000	0	1,680,806	
	'04	60,000	37,600	1,611,158	0	0	0	0	1,708,758	
TV	'03	26,917	0	111,600	0	0	0	0	138,517	
	'04	56,000	0	1,611,158	0	0	0	0	1,667,158	
	'03	55,000	55,400	128,494	0	0	0	5,140	244,034	
	'04	95,000	31,800	347,784	0	154,000	0	3,500	632,084	
TV	'03	14,500	12,500	200,000	0	0	0	0	227,000	
	'04	200,000	20,000	500,000	200,000	150,000	50,000	30,000	1,200,000	
TV	'03	12,486	66,942	78,259	37,862	37,579	0	191,864	546,119	
	'04	19,500	265,300	89,000	44,028	56,550	0	595,180	1,089,558	
TV	'03	30,199	90,740	394,137	0	0	0	1,020,130	1,619,887	
	'04	100,000	50,000	500,000	0	0	0	1,500,000	2,230,000	
TV	'03	23,830	119,238	490,711	142,080	0	0	0	896,581	
	'04	2,940	142,290	470,796	0	0	0	2,889,606	3,505,632	
TV	'03	78,800	80,500	374,850	0	0	0	126,700	695,850	
	'04	100,000	50,000	400,000	0	0	0	150,000	750,000	
	'03	50,000	250,000	9,500	0	0	0	420,000	1,029,500	
	'04	150,000	100,000	150,000	0	0	50,000	100,000	650,000	
TV	'03	16,678	9,000	0	0	0	99,812	0	125,490	
	'04	10,000	32,500	450,000	0	0	0	1,500	494,000	
TV	'03	0	0	1,421,065	0	0	0	0	1,421,065	
	'04	200,000	100,000	0	500,000	0	0	10,000	810,000	
TV	'03	0	5,000	50,000	0	1,000	0	0	56,000	
	'04	0	15,000	3,000,000	0	0	0	5,000	3,020,000	
	'03	1,620	5,170	0	0	0	185,784	0	192,574	
	'04	50,000	100,000	0	0	0	0	0	150,000	
TV	'03	12,530	0	646,987	0	3,100	10,000	9,895	682,512	
	'04	10,000	0	2,300,000	0	10,000	50,000	10,000	2,380,000	
	'03	0	0	0	0	0	0	0	0	
	'04	0	0	0	0	0	0	0	0	
	'03	0	129,788	2,461,228	0	0	0	391,944	2,982,960	
	'04	61,000	212,000	1,090,000	0	0	1,000,000	2,160,000	4,523,000	
	'03	0	21,429	1,261,389	0	0	0	336,911	1,619,729	
	'04	0	10,000	550,000	0	0	430,000	4,670,000	5,660,000	
	'03	27,159	32,253	585,323	1,500	16,769	0	387,713	1,107,741	
	'04	53,100	40,000	1,021,358	0	60,000	0	462,000	1,736,458	
TV	'03	110,000	0	0	0	0	0	0	110,000	
	'04	30,000	3,000,000	1,000,000	0	0	0	2,000,000	6,030,000	

									NO			
		가	124,790	870	52	90	166,992	1,855.5	133.8%	285.4%		
				750	11	14		11,928.0				
		가		870	150							
				750	58							
		가		870	43	37	189,248	5,114.8	151.7%			
		가		870	324							
TV			134,960	750	254	90	141,650	1,573.9	105.0%	240.1		
				750	381							
		가	870	46	70	182,400	2,605.7	135.1%				
		가	870	501								
TV			93,263	750	5280	80	108,184	1,352.3	116.0%	116.0%		
				750	147							
TV			271,281	750	580	169	227,383	1,345.5	83.8%	274.9%		
		가		860	17.7	23		9,886.2				
				750	580							
		가		860	17.7							
		가		870	48	60	518,400	8,640.0	191.1%			
		가		870	431							
TV		KT	146,461	5-450	193	46	94,789	2,060.6	64.7%	123.2%		
		가		5-450	588							
TV		가	750	36	55	85,643	1,557.1	58.5%				
		가	750	1238								
TV		가	156,512	870	61	114	94,192	826.2	60.2%	60.2%		
		가		870	338							
TV			167,476	550	77	108	168,371	1,559.0	100.5%	171.6%		
				870	471							
		가		870	35	48		119,143			2,482.1	71.1%
		가		870	141							
		가	256,809	870	54	52	852,448	16,393.2	331.9%	331.9%		
				870	344							
TV		KT	211,142	870	364	68	182,904	2,689.8	86.6%	246.4%		
		가		870	1800	0						
		가		870	350							
		가	870	32	20	337,500	16,875.0	159.8%				
		가	756	166	10		33,750.0					
		가	870	161								
		가	172,763	862	101	99	292,816	2,957.7	169.5%	169.5%		
		가		862	237							
		가		750	175							
TV		가	149,275	870	2633	76	142,987	1,881.4	95.8%	95.8%		
		가		870	204							

()

										NO	
	가	163,755	870	69,462	85	184,254	2,167.7	112.5%	112.5%		
	가		870	310,271							
	가		450	507							
		189,523	870	128	128	49,500	386.7	26.1%	201.1%		
			870	385							
	가		870	150	160		2,073.0				
	가	241,854	870	350		331,676		175.0%			
TV	가		860	67	-		170,410			-	70.5%
	가	149,948	870	42	59	142,908	2,422.2	95.3%	95.3%		
TV			750	110	90		1,587.9				
	가		870	290							
			750	463							
	가	151,695	750	150	100	390,400	3,904.0	257.4%	257.4%		
			870	80	87		4,487.4				
			750	600							
	가		870	240							
TV	KT	206,095	450	328	59	63,888	1,082.8	31.0%			
	가		450	600							
	가	206,095		45	40	165,000	4,125.0	80.1%	111.1%		
	가		870	50							
	가		750	299							
	가		550	150							
TV		144,176	750	159	143	80,816	565.1	56.1%			
			750	557							
	가	144,176	750	47.3	33	60,000	1,818.2	41.6%	97.7%		
	가		750	171							
	가		550	109							
TV	가	196,637	860	63	99	231,128	2,334.6	117.5%	117.5%		
	가		860	926							
TV	가	219,650	870	170	180	423,936	2,355.2	193.0%	193.0%		
	가		870	585							
TV	가	166,704	870	87	131	226,000	1,725.2	135.6%	135.6%		
	가		870	422							
	가	21,578	750	109	58	48,188	830.8	223.3%	223.3%		
			750	77	61		790.0				
	가		750	1018							
			750	555							

()

										NO	
				1Ghz	75012	62	141,601	2,283.9	81.3%		
				550	265						
		가	174,275	750	294	135	116,775	865.0	67.0%		148.3%
		가		750	416						
		가		550	208						
				1000	28	50		1,756.7			
		가		860	24	27	87,835	3,253.1	62.4%		
				750	386						
		가	140,762	860	110						136.5%
V	T	가		870	70	62	104,317	1,682.5	74.1%		
		가		750	192						
		가		870	110						
				750	65	75		1,620.1			
V	T	가	166,781	750	11	7	121,504	17,357.7	72.9%		72.9%
				750	431						
		가		550	48						
				870	64.6	65		2,122.4			
		가		0	64.9	58	137,959	2,378.6	85.0%		
				870	302						
		가		750	408						
			162,258	870	59	50		1,999.7			
V	T	가		550/750	36	43	99,985	2,325.2	61.6%		146.6%
		가		870	806.8						
		가		550/750	161.1						
		가		870	30	63		1,178.3			
		가	93,612	750	6	12	74,235	6,186.3	79.3%		79.3%
		가		870	106						
				750	0						
		가		1000	301	72		1,555.6			
				1000	150	20	112,000	5,600.0	89.3%		89.3%
		가	125,377	870	1505						
				550	750						
		가		870	41	56		1,883.6			
		가		750	102	13		8,113.8			
		가		450	56	25		4,219.2			
				750	52	23	105,480	4,586.1	66.1%		146%
		가		870	98						
		가	159,503	750	67						
		가		450	379						
				750	87						
		가		750	50	34	127,376	3,746.4	79.9%		
		가		750	112						

()

										NO	
TV		91,708	750	68	73	47,392	649.2	51.7%	51.7%		
			750	68							
TV	가	91,708	870	78	97	65,096	671.1				
	가		870	78							
TV	가	101,847	870	33	44	50,624	1,150.5	49.7%	140%		
	가		870	243							
	가		860	71	72	92,000	1,277.8	90.3%			
	가		750	300							
	가		860	176							
TV		146,477		110	106	145,898	1,376.4	99.6%	214.9%		
			550	750							
TV	가	146,477	750	57	30	168,900	5,630.0	115.3%	214.9%		
	가		750	74.7							
	가		550	62.7							
	가		350	62.7							
	가	143,946	860	100	154	140,212	910.5	97.4%	202.1%		
	가		860	455							
TV	가	143,946	750	49	26	150,770	5,798.8	104.7%	202.1%		
	가		750	48							
	가		550	46							
	가		350	52							
TV		243,412	1000	59	89	88,500	994.4	36.4%	118.6%		
			750	730							
	가	243,412	860	105	83	200,000	2,409.6	82.2%	118.6%		
	가		750	953							
TV	KT	91,843	450	19	30	31,469	1,049.0	34.3%	34.3%		
	KT		450	528							
	가	117,717	870	66	34	108,398	925.6	92.1%	196.6%		
	가		450	70	47		2,306.3				
			860	54	39					2,779.4	
	가		450	863							
			860	250							
	가	117,717	750	46	23	122,996	5,347.7	104.5%	196.6%		
	가		750	88							
	가		550	57							
	가		350	73							
TV		87,403	860	301.174	40	58,293	1,457.3	66.7%	66.7%		
TV	가	241,172	750	52	83	99,768	1,202.0	41.4%	41.4%		
			750	23510	52		0.0				
			750	740							
	가		750	176771							

()

								NO			
		KT	117,215	450	267	41	130,000	3,170.7	110.9%	110.9%	
		가		870	88	117		1,111.1			
		KT		450	367						
		가		870	364						
TV			135,330	750	269	70	7,081	101.2	5.2%	5.2%	
TV		가	304,561	870	193	201	300,000	1,492.5	98.5%	98.5%	
		가		12C	1031						
		가		5C	300						
TV		가	197,153	870	132	139	154,000	1,107.9	78.1%	142.9%	
		가		870	1000						
TV		가		870	43	47	127,835	2,719.9	64.8%		
		가		870	162						
		가	550	131							
		가		350	150						
TV			263,494	750	188	177	214,853	1,213.9	81.5%	143.8%	
				750	1872						
TV		가		870	94	49	164,122	3,349.4	62.3%		
		가		870	179						
		가	550	182							
		가		350	95						
			320,253	870	210	48	132,000	2,750.0	41.2%	93.7%	
				750	0	123		0.0			
				870	980						
		가		862	110	93		168,073			1,807.2
		가	850	1983							
TV			159,663	1000	18	23	662,371	28,798.7	414.9%	455.7%	
		KT		450	9	3		0.0			
		KT		450	130						
		가		862	93	72		65,115			904.4
		가	850	1060							
			1000	18	23	2,831.1					
				750	142						
TV			348,058	750	239	176	34,580	196.5	78.3%	146.7%	
				750	1242						
		가			133	108	237,900	2,202.8	68.4%		
		가		870	57						
		가	750	550							
		가		550	34						

()

										NO			
TV	가	434,630	750	32	33	496,720	15,052.1	114.3%	217.7%				
	가		750	55	25		19,868.8						
	가		750	22	4		124,180.0						
	가		750	247									
	가		750	182									
	가		750	653									
TV	가	327,107	750	86	93	449,600	4,834.4	103.4%					
	가		750	650									
	가	326,113	870	62	141	323,455	2,294.0	98.9%	98.9%				
	가		870	58	131		2,469.1						
	가		870	110	130		2,488.1						
TV	가	354		385.6	271	354	1.3	100.0%	100.0%				
	가			138.3	80		4.4						
	가		750	1074									
	가		750	359									
TV	가	360,000	870	165	185	325,000	1,756.8	90.3%	90.3%				
			750	180	115		2,826.1						
	가		870	620									
			750	660									
	가	487,817	862	132	132	401,721	3,043.3	123.2%	123.2%				
			550	38	10		40,172.1						
	가		862	128	40		10,043.0						
	가		862	610									
			550	14									
	가		862	338									
	가	487,817	750	320	160	478,000	2,987.5	98.0%	98.0%				
	가		750	75	84		5,690.5						
	가		750	90	72		6,638.9						
	가		750	770									
	가		750	252									
	가		750	288									
TV		245,807	750	400	76	179,429	2,360.9	73.0%	141.3%				
	가		750	42	32		5,607.2						
			750	376									
	가		750	63									
	가	389,547	860	520	134	168,000	1,253.7	68.3%					
	가		750	920									
TV		389,547	750	5304	120	187,000	1,558.3	48.0%	113.5%				
			750	526									
TV	-	389,547	750	1359	87	247,194	2,841.3	63.5%					
	-		750	9770									

()

										NO	
	가	269,792	750	205	42	431,903	10,283.4	160.1%	160.1%		
	가		870	176	80		5,398.8				
	가		550	913							
	가		750	1505							
	가		870	139							
	가	462,851	870	395	149	273,082	1,832.8	59.0%	59.0%		
	가		750	1067							
	KT	158,005	450	528	56	99,239	1,772.1	62.8%	62.8%		
	가		870	250	116		855.5				
	가		450	1463							
	가		870	800							
TV		202,316	860	164	30	196,541	6,551.4	97.1%	97.1%		
			860	10	10		19,654.1				
	가		860	589	179		1,098.0				
			860	54	15		13,102.7				
			750	214							
			750	30							
	가		750	1125							
TV		147,899	750	100	9	1,530	170.0	1.0%	71.2%		
			750	181	2		765.0				
			750	168	45		34.0				
			750	42							
			750	72							
			750	0							
			750	100							
	가	147,899	870	136	146	103,823	711.1	70.2%	71.2%		
	가		870	132	13		7,986.4				
	가		870	97	16		6,488.9				
	가		750	62							
	가		750	114							
	가		750	38							
TV	KT	147,899	450	782	75	179,461	2,392.8	64.5%	64.5%		
	가		870	276	85		2,111.3				
	KT		450	1261							
	가		870	568							
	가	278,169	750	170	74	114,500	1,547.3	41.2%	105.7%		
	가		750	25	2		57,250.0				
	가		750	12	5		22,900.0				
	가		750	586							
	가		750	30							
	가		750	60							
	가		750	586							

()

										NO	
	가	115,041	750	85	50	99,000	1,980.0	86.1%	86.1%		
	가		750	70	29		3,413.8				
	가		750	80	13		7,615.4				
	가		750	390							
	가		750	210							
	가		750	98							
TV		281,503	750	280	73	131,376	1,799.7	46.7%	84%		
			750	62	16		8,211.0				
			750	38	8		16,422.0				
			750	160							
			750	34							
			750	24							
TV	가	281,503	750	235	57	104,972	1,841.6	37.3%	84%		
	가		750	54	13		8,074.8				
	가		750	40	16		6,560.8				
	가		750	258							
	가		750	46							
	가		750	150							
TV		40,000	750	54	8	40,000	5,000.0	100.0%	100.0%		
			750	97	5		8,000.0				
			750	23	9		4,444.4				
	가		550	8	1		40,000.0				
			750	6	4		10,000.0				
			750	99							
			750	50							
			750	118							
			750	30							
	가		550	16							
	가		550	18							
			750	51							
			750	60							
	TV		가	68,324	850		402				92,800
가		850	729								
가		750	308								
TV	가	120,000	750	184	50	74,500	1,490.0	62.1%	62.1%		
	가		750	137	44		1,693.2				
	가		750	42	14		5,321.4				
	가		750	30	9		8,277.8				
	가		750	12	3		24,833.3				
	가		750	34	6		12,416.7				
	가		750	63	8		9,312.5				

()

												NO	
TV		가	120,000	750	300		74,500		62.1%	62.1%			
		가		750	153								
		가		750	128								
		가		750	50								
		가		750	30								
		가		750	44								
		가		750	45								
		가		550	40								
		가		450	5								
TV		가	216,694	750	82	18	53,936	2,996.4	24.9%	24.9%			
				750	20	6		8,989.3					
		가		750	46	24		2,247.3					
		가		860	487								
		가		860	173								
			235,339	870	130	86	217,869	2,533.4	92.6%	187.8%			
		KT		450	150	62		3,514.0					
				870	450								
		KT		450	1200								
TV				870	130	150	224,069	1,493.8	95.2%				
				870	500								
		가	200,078	750	162	34	139,375	4,099.3	69.7%	69.7%			
		가		750	829								
TV		가	207,732	870	285	25	103,866	4,154.6	50.0%	50.0%			
		가		870	30	13		7,989.7					
		가		870	25	7		14,838.0					
		가		870	209								
		가		870	180								
		가		870	99								
TV		KT	268,012	550	555	26	89,719	3,450.7	33.5%	116.0%			
		KT		550	614	19		4,722.1					
		KT		550	77	3		29,906.3					
		KT		860	114	-							
		KT		860	107	-							
		KT		860	93	-							
		KT		860	107	-							
		가		860	3	2		44,859.5					
		가		860	31	14		6,408.5					
		가		750	47	9		9,968.8					
		가		550	1248								
		가		750	128								
		가		750	74								
	TV			가		870		603			159	221,041	1390.2
		가		870	1714								

()

									NO	
TV	가	85,034	860	77	28	71,113	2,539.8	83.6%	83.6%	
	가		860	304						
TV	가	199,733	750	226	14	72,068	5,147.7	36.1%	77.9%	
	가		750	130	8		9,008.5			
	가		450-750	120	22		3,275.8			
	가		750	150						
	가		750	88						
	가		750	550						
TV	가	199,733	750	37	17	83,448	4,908.7	41.8%	77.9%	
	가		870	18	12		6,954.0			
	가		750	41	23		3,628.2			
	가		750	62	19		4,392.0			
	가		750	25	13		6,419.1			
	가		750	10	3		27,816.0			
	가		750	78						
	가		550	25						
	가		750	60						
	가		550	148						
	가		750	128						
	가		550	89						
	가		750	147						
	가		550	249						
	가		750	60						
	가		550	28						
가	550	38								
TV		187,697	750	240	85	157,000	1,847.1	83.6%	184.9%	
			750	740						
TV	가	187,697	750	499	120	190,197	1,585.0	101.3%		
TV	가	295,000	750	107	67	123,974	1,850.4	42.0%	80.9%	
			750	200	16		7,748.4			
			750	900						
TV	가	295,000	750	32		114,773		38.9%	80.9%	
	가		750	450						
	가		305 ~ 750	342 108 870 118			1,062.7 972.7			
TV	가	211,273	870	30	29	162,824	5,614.6	77.1%	77.1%	
			750	94	121		1,345.7			
	가		870	479						
			750	230						
			850	342						

()

										NO	
		가	115,260	750	91	145	104,540	721.0	90.7%	90.7%	
		가		750	368						
		가		750	195						
			242,635	550	86	74	175,952	2,377.7	72.5%	72.5%	
		가		870	99	120		1,466.3			
				550	485						
		가		870	246						
	가	가	320,802	870	1019	192	175,955	916.4	54.8%	54.8%	
		가		870	1456						
		가		750	626						
		가		550	1067						
			269,347	750	62	51	159,427	3,126.0	59.2%	59.2%	
		가		550	44	35		4,555.1			
		가		750	60	64		2,491.0			
				750	383						
		가		550	183						
		가		750	272						
		가	204,000	870	17	-	193,000	-	94.6%	94.6%	
		가		870	162	56		3,446.4			
		가		870	93	21		9,190.5			
		가		870	45	10		19,300.0			
		가		550	405						
		가		870	110						
		가		870	240						
		가		870	40						
	TV	KT	194,855	550	178	61	154,027	2,525.0	79.0%	79.0%	
		가		750	211	45		3,422.8			
		가		1300	2507						

5.

가.

			(가 * (m))						
	/								
			12.6 x 9.4		FDT	DATA			
			12 x 8		LED	ADSL			
			12x9		LED				IFOUR
			16x9		LED	DATA			
			15x8		LED	DATA			
			12 x 8		LED	DATA			
			13.5 x 8		LED				
			12 x 9.6		LED				
			7.2 x 4.8		LED	DATA	-		
			14.4x7.2		LED	DATA			
			12 x 8		LED		-		
			12 x 8		LED		-		
			10x6		LED		-		
			12 x 8		LED		-		
			10.2 x 6.6		LED	DATA	KBS		
			14 x 10		LED	IP	-		
			12x9		LED				
			10x10		LED				
			9x7		LED				
			15x10		LED				
			12x9		LED				
			12x9		LED				
			14x9		LED				

()

			(가 * (m))							
	/									
			10x8			LED				
			12x9			LED				
			12x9			LED				
			12x9			LED				
			12x9			LED				
			9x6			LED				
			12x9			LED				
			12.16X8.0			LED				
			13.2x9.7			LED		KBS		
			7.92X5.76			LED	DATA			
			12 x7.8			LED	DATA	TBC		
			16 x9			LED				
			12X6.6			LED				
			12x7			LED	DATA	-		
			12 x8			LED	DATA	YTN		
21			12.5 x7.8			LED	DATA	SKTelecom		
			12 x8			LED	DATA			
			10x7			LED		-		

			1 ()		(:)						()
	/										
			24.0	45	1,080	55	0	806	219	0	1,080
			19.0	57	1,079	70	0	758	252	0	1,080
			15.0	72	1,080	108	162	270	270	270	1,080
			8.4	126	1,058	216	0	648	216	0	1,080
			7.2	150	1,080	172	0	626	280	0	1,080
			7.5	140	1,050	110	30	685	225	0	1,050
			13.0	80	1,040	182	27	270	537	64	1,080
			6.8	185	1,258	56	0	600	504	100	1,260
			10.0	110	1,100	172	0	66	878	0	1,116
			20.0	48	960	48	0	720	192	0	960
			20.0	54	1,080	54	0	810	216	0	1,080
			6.0	180	1,080	86	0	724	270	0	1,080
			6.5	166	1,079	54	0	788	238	0	1,080
			4.0	250	988	292	105	313	217	63	990
			9.6	113	1,080	282	150	535	113	0	1,080
			20.0	54	1,080	100	0	680	220	80	1,080
			8.0	83	660	120	60	420	60	0	660
			6.0	180	1,080	100	32	570	108	270	1,080
			360.0	3	1,080	0	120	0	240	0	360
			9.0	120	1,080	54	0	756	270	0	1,080
			8.2	132	1,080	176	0	606	298	0	1,080
			9.0	120	1,080	42	0	863	175	0	1,080
			-	-	-	0	0	864	216	0	1,080
			7.0	120	840	60	60	680	300	100	1,200
21			9.0	120	1,080	79	0	569	432	0	1,080
			4.0	270	1,080	86	0	723	270	0	1,080

6

1.

가.

(2003)

(:)

		3,548,193,478	3,233,342,818	314,850,660	4,502,076,629	1,035,616,093	3,466,460,537
		2,475,949,076	2,302,881,206	173,067,870	3,089,832,868	735,777,881	2,354,054,987
		930,161,609	776,558,253	153,603,356	1,112,646,558	196,543,821	916,102,738
		142,082,793	153,903,359	11,820,566	299,597,203	103,294,391	196,302,812
		154,269,282	140,580,123	13,689,159	107,192,301	24,657,526	82,534,775
		825,316,359	767,627,069	57,689,290	73,567,449	17,518,521	56,048,928
		77,513,467	64,713,188	12,800,280	26,491,585	4,679,615	21,811,970
		17,760,349	19,237,920	1,477,571	7,133,267	2,459,390	4,673,876
	PP	2,302,255,242	2,232,359,358	60,946,199	2,177,898,548	1,016,743,328	1,161,155,220
	PP	934,405,606	925,338,415	4,775,930	1,141,218,480	427,764,815	713,453,666
	PP	1,367,849,635	1,307,020,943	60,828,692	1,036,680,068	588,978,513	447,701,555
	PP	17,053,743	16,535,995	451,453	16,132,582	7,531,432	8,601,150
	PP	6,921,523	6,854,359	35,377	8,210,205	3,077,445	5,132,760
	PP	10,132,220	9,681,637	416,076	7,458,130	4,237,255	3,220,874
	SO	1,074,953,534	894,647,394	27,801,606	2,498,719,942	1,440,805,432	1,057,914,511
	SO	9,033,223	7,518,045	233,627	20,997,647	12,107,609	8,890,038

)

3

12

8

(2003)

	(%)				(%)			
	가		가					
	2002	2003	2002	2003	2002	2003	2002	2003
	8.3	8.9	89.5	5.8	24.4	25.0	28.2	26.7
	10.9	8.3	15.7	2.4	16.0	13.8	12.5	11.4
	9.8	12.2	262.1	10.8	19.5	20.7	13.0	16.8
	1.0	5.4	33.3	7.8	201.3	200.3	201.8	196.9
	50.8	18.7	4,051	50,606	5,438	78.7	5,467	33.0
PP	50.7	19.4	42,065	52,568	5,649	81.8	5,679	34.4
PP	53.5	0.1	490	20	3.7	2.7	2.0	2.9
	67.5	31.9	639.7	2,757.3	4.0	10.8	0.6	0.9

【 】

$$\begin{aligned}
 \text{가} &= (\quad - \quad) / \quad \times 100 \\
 \text{가} &= (\quad - \quad) / \quad \times 100 \\
 &= (\quad - \quad) / \quad \times 100 \\
 &= \quad / \quad \times 100
 \end{aligned}$$

	()		(%)			
	2002	2003	2002	2003	2002	2003
	0.7	0.7	79.6	81.6	21.1	17.7
	0.7	0.7	71.2	84.4	20.9	19.9
	0.8	0.8	72.5	77.4	11.9	17.4
	0.4	0.4	73.0	80.4	71.3	64.5
	0.8	0.9	29.1	46.14	102.1	87.3
PP	0.7	0.8	28.9	46.4	95.9	81.4
PP	2.8	1.4	34.4	39.4	262.1	237.4
	0.6	0.6	44.1	47.3	36.1	207.7

【 】

$$= \frac{((\quad + \quad))}{2}$$

$$= \frac{\quad}{\quad} \times 100$$

$$= \frac{\quad}{\quad} \times 100$$

. S O

SO (2003 ,)

	2003 ()			2003 ()		
	1,074,953,534	894,647,394	27,801,606	2,498,719,941	1,440,805,431	1,057,914,511
	339,631,951	263,252,225	53,924,765	827,168,759	441,670,866	385,497,894
	73,697,907	60,892,069	4,495,255	133,556,350	89,048,175	44,508,175
	62,466,599	47,931,906	10,364,554	114,543,037	65,154,585	49,388,452
	45,306,909	43,549,596	10,358,473	106,203,778	92,277,181	13,926,597
	27,519,470	25,283,172	332,012	42,670,498	17,940,309	24,730,189
	27,742,379	25,822,602	195,883	39,129,019	34,416,179	4,712,840
	17,636,731	15,320,694	1,391,209	39,596,588	27,236,205	12,360,383
	237,714,799	207,070,201	47,513,870	601,333,180	360,156,241	241,176,939
	28,818,299	25,300,037	235,231	78,690,649	45,220,221	33,470,428
	25,968,424	22,108,965	2,818,817	82,462,063	33,049,077	49,412,986
	25,714,933	28,494,927	6,252,620	117,242,089	92,864,165	24,377,924
	24,053,352	19,330,152	1,429,197	66,986,644	41,373,109	25,613,535
	20,913,934	20,087,299	151,394	37,757,722	15,401,520	22,356,202
	44,565,607	41,235,486	364,882	93,073,246	49,084,542	43,988,704
	59,085,468	38,517,172	16,090,550	96,742,014	25,426,722	71,315,292
	14,116,772	10,450,892	2,991,215	21,564,305	10,486,334	11,077,971

SO (2003 ,)

	2003 ()			2003 ()		
(119)	9,033,223	7,518,045	233,627	20,997,647	12,107,609	8,890,038
(32)	10,613,498	8,226,632	1,685,149	25,849,024	13,802,215	12,046,809
(14)	5,264,136	4,349,433	321,090	9,539,739	6,360,584	3,179,155
(12)	5,205,550	3,994,326	863,713	9,545,253	5,429,549	4,115,704
(5)	9,061,382	8,709,919	2,071,695	21,240,756	18,455,436	2,785,319
(4)	6,879,868	6,320,793	83,003	10,667,625	4,485,077	6,182,547
(4)	6,935,595	6,455,651	48,971	9,782,255	8,604,045	1,178,210
(2)	8,818,366	7,660,347	695,605	19,798,294	13,618,103	6,180,192
(13)	18,285,754	15,928,477	3,654,913	46,256,398	27,704,326	18,552,072
(4)	7,204,575	6,325,009	58,808	19,672,662	11,305,055	8,367,607
(3)	8,656,141	7,369,655	939,606	27,487,354	11,016,359	16,470,995
(6)	4,285,822	4,749,155	1,042,103	19,540,348	15,477,361	4,062,987
(4)	6,013,338	4,832,538	357,299	16,746,661	10,343,277	6,403,384
(5)	4,182,787	4,017,460	30,279	7,551,544	3,080,304	4,471,240
(6)	7,427,601	6,872,581	60,814	15,512,208	8,180,757	7,331,451
(4)	14,771,367	9,629,293	4,022,638	24,185,504	6,356,681	17,828,823
(1)	14,116,772	10,450,892	2,991,215	21,564,305	10,486,334	11,077,971

2.

가. (2003)

(1)

(:)

	3,548,193,478	3,233,342,818	314,850,660	3,711,830,551	3,417,693,425	294,137,126
	2,475,949,076	2,302,881,206	173,067,870	2,595,615,162	2,425,615,103	170,000,059
KBS	1,234,210,995	1,190,793,359	43,417,636	1,270,273,143	1,241,471,726	28,801,417
EBS	105,349,521	102,294,974	3,054,547	107,824,361	103,390,619	4,433,742
MBC	689,973,350	627,430,957	62,542,393	748,360,399	663,726,994	84,633,405
MBC	446,415,210	382,361,916	64,053,294	469,157,259	417,025,764	52,131,495
	930,161,609	776,558,253	153,603,356	963,757,563	832,091,331	131,666,232
SBS	610,104,970	514,232,783	95,872,187	632,081,181	546,532,853	85,548,328
	51,437,460	40,975,921	10,461,539	53,036,597	43,629,097	9,407,500
	42,413,117	31,987,875	10,425,242	44,137,233	38,016,030	6,121,203
	35,380,598	27,203,066	8,177,532	37,019,505	29,645,589	7,373,916
	26,510,304	19,993,818	6,516,486	28,576,572	21,989,500	6,587,072
	58,352,644	62,223,553	3,870,909	59,390,831	64,103,854	4,713,023
	21,848,869	16,596,642	5,252,227	23,583,514	18,946,175	4,637,339
	19,847,165	14,056,842	5,790,323	21,044,020	16,530,066	4,513,954
	19,401,856	15,249,636	4,152,220	19,586,449	17,114,865	2,471,584
	6,984,386	5,474,392	1,509,994	7,056,588	6,246,356	810,232
	23,296,920	18,242,490	5,054,430	23,450,254	18,984,322	4,465,932
	14,583,320	10,321,235	4,262,085	14,794,819	10,352,624	4,442,195
	142,082,793	153,903,359	11,820,566	152,457,826	159,986,991	7,529,165
	22,229,550	22,810,407	580,857	22,975,966	23,273,209	297,243
	62,215,392	58,632,731	3,582,661	62,371,319	61,127,263	1,244,056
	3,643,136	4,110,551	467,415	3,979,988	4,242,794	262,806
	0	2,362,726	2,362,726	2,195,041	2,373,726	178,685
	20,413,501	14,692,960	5,720,541	20,602,347	14,740,120	5,862,227
	14,729,293	15,750,787	1,021,494	15,390,292	15,765,558	375,266
	17,641,994	14,594,941	3,047,053	23,713,858	17,516,065	6,197,793
	1,209,927	20,948,256	19,738,329	1,229,015	20,948,256	19,719,241

(2)

(:)

	TV	514,593,287	2,381,344,281	123,096,469	31,252,724	24,387,672	116,124,825	3,190,799,258
	R	0	275,236,056	31,855,163	1,701,429	16,787,461	31,814,103	357,394,212
		514,593,287	2,656,580,337	154,951,632	32,954,153	41,175,133	147,938,928	3,548,193,470
	TV	513,845,483	1,571,218,104	79,738,759	27,242,040	22,579,824	82,705,132	2,297,329,342
	R	0	167,070,692	9,781,497	1,517,648	0	249,893	178,619,730
		513,845,483	1,738,288,796	89,520,256	28,759,688	22,579,824	82,955,025	2,475,949,072
	TV	499,692,278	648,053,843	31,188,206	12,087,000	0	11,629,529	1,202,650,856
	R	0	30,099,782	0	1,460,357	0	0	31,560,139
		499,692,278	678,153,625	31,188,206	13,547,357	0	11,629,529	1,234,210,995
	TV	14,153,205	27,629,840	8,301,445	143,015	21,000,000	34,008,610	105,236,115
	R	0	0	113,406	0	0	0	113,406
		14,153,205	27,629,840	8,414,851	143,015	21,000,000	34,008,610	105,349,521
	TV	0	571,195,601	21,708,363	12,744,946	0	21,182,746	626,831,656
	R	0	58,181,964	4,959,730	0	0	0	63,141,694
		0	629,377,565	26,668,093	12,744,946	0	21,182,746	689,973,350
	TV	0	14,443,073	934,867	281,414	0	0	15,659,354
	R	0	3,725,989	0	0	0	0	3,725,989
		0	18,169,062	934,867	281,414	0	0	19,385,343
	TV	0	10,636,000	815,000	0	0	237,454	11,688,454
	R	0	4,008,000	0	0	0	0	4,008,000
		0	14,644,000	815,000	0	0	237,454	15,696,454
	TV	0	14,049,842	596,753	0	0	351,537	14,998,132
	R	0	3,780,616	0	0	0	0	3,780,616
		0	17,830,458	596,753	0	0	351,537	18,778,748
	TV	0	10,760,374	1,414,319	0	219,970	0	12,394,663
	R	0	3,150,258	258,705	0	0	0	3,408,963
		0	13,910,632	1,673,024	0	219,970	0	15,803,626
	TV	0	20,699,551	1,907,176	83,633	0	1,840,618	24,530,978
	R	0	4,883,640	426,316	450	0	0	5,310,406
		0	25,583,191	2,333,492	84,083	0	1,840,618	29,841,384
	TV	0	17,284,348	0	153,492	1,359,854	0	18,797,694
	R	0	3,533,078	0	0	0	0	3,533,078
		0	20,817,426	0	153,492	1,359,854	0	22,330,772
	TV	0	10,651,323	1,077,587	0	0	440,016	12,168,926
	R	0	4,056,576	0	0	0	0	4,056,576
		0	14,707,899	1,077,587	0	0	440,016	16,225,502

()

(:)

MBC	TV	0	20,124,903	471,564	89,681	0	404,342	21,090,490
	R	0	4,041,277	0	0	0	0	4,041,277
		0	24,166,180	471,564	89,681	0	404,342	25,131,767
MBC	TV	0	21,577,627	789,787	81,972	0	137,890	22,587,276
	R	0	4,653,111	0	0	0	0	4,653,111
		0	26,230,738	789,787	81,972	0	137,890	27,240,387
MBC	TV	0	13,054,861	836,519	26,252	0	117,014	14,034,646
	R	0	4,187,522	0	0	0	37,246	4,224,768
		0	17,242,383	836,519	26,252	0	154,260	18,259,414
MBC	TV	0	13,320,383	0	0	0	0	13,320,383
	R	0	4,300,308	688,548	56,841	0	58,455	5,104,152
		0	17,620,691	688,548	56,841	0	58,455	18,424,535
MBC	TV	0	14,935,411	505,320	96,020	0	636,817	16,173,568
	R	0	2,867,585	191,746	0	0	0	3,059,331
		0	17,802,996	697,066	96,020	0	636,817	19,232,899
MBC	TV	0	26,204,211	1,547,347	210,288	0	7,024,418	34,986,264
	R	0	7,032,866	478,810	0	0	0	7,511,676
		0	33,237,077	2,026,157	210,288	0	7,024,418	42,497,940
MBC	TV	0	15,181,945	1,299,000	153,229	0	1,214,387	17,848,561
	R	0	3,576,104	6,000	0	0	0	3,582,104
		0	18,758,049	1,305,000	153,229	0	1,214,387	21,430,665
MBC	TV	0	14,311,209	1,164,481	0	0	14,209	15,489,899
	R	0	3,195,613	3,065	0	0	0	3,198,678
		0	17,506,822	1,167,546	0	0	14,209	18,688,577
MBC	TV	0	34,011,992	2,698,629	567,084	0	1,278,808	38,556,513
	R	0	9,187,465	0	0	0	0	9,187,465
		0	43,199,457	2,698,629	567,084	0	1,278,808	47,743,978
MBC	TV	0	17,636,862	0	0	0	1,097,835	18,734,697
	R	0	0	0	0	0	0	0
		0	17,636,862	0	0	0	1,097,835	18,734,697
MBC	TV	0	17,686,671	608,773	15,693	0	640,777	18,951,914
	R	0	4,243,495	2,317,456	0	0	154,192	6,715,143
		0	21,930,166	2,926,229	15,693	0	794,969	25,667,057
MBC	TV	0	17,768,234	1,873,623	508,321	0	448,125	20,598,303
	R	0	4,365,443	337,715	0	0	0	4,703,158
		0	22,133,677	2,211,338	508,321	0	448,125	25,301,461

()

(:)

	TV	0	809,104,296	43,357,710	4,010,684	929,189	30,897,030	888,298,909
	R	0	36,289,910	5,039,305	0	0	533,482	41,862,697
		0	845,394,206	48,397,015	4,010,684	929,189	31,430,512	930,161,606
SBS	TV	0	549,806,390	20,059,061	0	0	17,529,009	587,394,460
	R	0	20,096,772	2,613,737	0	0	0	22,710,509
		0	569,903,162	22,672,798	0	0	17,529,009	610,104,969
	TV	0	38,844,569	6,453,325	1,017,752	0	2,445,582	48,761,228
	R	0	2,536,763	139,469	0	0	0	2,676,232
		0	41,381,332	6,592,794	1,017,752	0	2,445,582	51,437,460
	TV	0	34,075,262	1,488,746	367,712	0	4,097,224	40,028,944
	R	0	2,201,439	182,734	0	0	0	2,384,173
		0	36,276,701	1,671,480	367,712	0	4,097,224	42,413,117
	TV	0	28,758,888	2,397,588	84,675	929,189	1,441,678	33,612,018
	R	0	1,733,859	34,721	0	0	0	1,768,580
		0	30,492,747	2,432,309	84,675	929,189	1,441,678	35,380,598
	TV	0	22,124,707	1,589,212	128,139	0	1,169,495	25,011,553
	R	0	1,341,796	156,955	0	0	0	1,498,751
		0	23,466,503	1,746,167	128,139	0	1,169,495	26,510,304
	TV	0	51,308,261	4,594,324	1,218,405	0	618,030	57,739,020
	R	0	372,452	241,172	0	0	0	613,624
		0	51,680,713	4,835,496	1,218,405	0	618,030	58,352,644
	TV	0	16,855,123	2,113,727	102,473	0	1,892,415	20,963,738
	R	0	831,531	53,600	0	0	0	885,131
		0	17,686,654	2,167,327	102,473	0	1,892,415	21,848,869
	TV	0	16,783,600	1,260,557	111,652	0	679,945	18,835,754
	R	0	917,889	93,522	0	0	0	1,011,411
		0	17,701,489	1,354,079	111,652	0	679,945	19,847,165
	TV	0	17,070,757	1,219,773	59,315	0	240,064	18,589,909
	R	0	728,083	83,864	0	0	0	811,947
		0	17,798,840	1,303,637	59,315	0	240,064	19,401,856
	TV	0	20,124,626	1,419,087	823,061	0	776,970	23,143,744
	R	0	153,175	0	0	0	0	153,175
		0	20,277,801	1,419,087	823,061	0	776,970	23,296,919
	TV	0	13,352,113	762,310	97,500	0	6,618	14,218,541
	R	0	364,778		0	0	0	364,778
		0	13,716,891	762,310	97,500	0	6,618	14,583,319
	R	0	5,011,373	1,439,531	0	0	533,482	6,984,386

()

(:)

	TV	747,804	1,021,881	0	0	878,659	2,522,663	5,171,007
	R	0	71,875,454	17,034,361	183,781	16,787,461	31,030,728	136,911,785
		747,804	72,897,335	17,034,361	183,781	17,666,120	33,553,391	142,082,792
	TV	497,317	775,000	0	0	0	2,522,663	3,794,980
	R	0	11,732,798	205,436	0	0	6,496,336	18,434,570
		497,317	12,507,798	205,436	0	0	9,018,999	22,229,550
	TV	250,487	246,881	0	0	878,659	0	1,376,027
	R	0	42,919,696	7,026,507	0	3,903,429	6,989,733	60,839,365
		250,487	43,166,577	7,026,507	0	4,782,088	6,989,733	62,215,392
	R	0	0	3,425,145	183,781	0	34,210	3,643,136
	R	0	0	0	0	0	0	0
	R	0	0	3,369,993	0	0	17,043,508	20,413,501
	R	0	13,516,637	984,704	0	0	227,952	14,729,293
	R	0	3,706,323	984,530	0	12,884,032	67,108	17,641,993
	R	0	0	1,038,046	0	0	171,881	1,209,927

- 1)
- 2)

'TV'

가

(2002 ~ 2003)

(:)

	2002			2003		
	4,308,931,889	1,234,043,536	3,074,888,353	4,502,076,629	1,035,616,093	3,466,460,537
	299,7442,991	809,146,555	2,188,296,436	3,089,832,868	735,777,881	2,354,054,987
KBS	993,719,114	390,633,501	603,085,613	1,013,092,647	388,147,830	624,944,817
EBS	78,561,174	30,400,200	48,160,974	93,467,893	35,873,176	57,594,717
MBC	1,231,822,769	287,445,907	944,376,862	1,236,028,729	208,451,759	1,027,576,970
MBC	693,339,934	100,666,947	592,672,987	747,243,599	103,305,116	643,938,483
	1,030,175,806	261,084,736	769,091,070	1,112,646,558	196,543,821	916,102,738
SBS	605,760,867	161,308,175	444,452,692	663,154,268	126,748,990	536,405,278
	72,368,313	10,825,695	61,542,618	77,322,026	6,201,294	71,120,732
	54,968,453	7,262,519	47,705,934	58,225,595	4,398,458	53,827,137
	68,906,825	12,115,254	56,791,571	69,691,261	5,525,773	64,165,488
	54,226,923	7,284,007	46,942,916	57,326,483	3,796,496	53,529,987
	29,397,785	41,268,678	11,870,893	22,514,190	30,613,420	8,099,230
	39,553,973	2,476,022	37,077,951	44,076,462	2,318,073	41,758,389
	36,532,325	3,860,537	32,671,788	39,038,710	3,189,118	35,849,592
	30,496,625	10,105,643	20,390,982	29,707,348	6,844,781	22,862,567
	16,316,233	1,408,007	14,908,226	21,933,324	2,559,166	19,374,158
	15,494,583	672,153	14,822,430	19,565,093	995,541	18,569,553
	6,152,901	2,498,046	3,654,855	10,091,798	3,352,711	6,739,087
	281,313,092	163,812,245	117,500,847	299,597,203	103,294,391	196,302,812
	24,462,672	6,884,249	17,578,423	36,077,093	7,011,923	29,065,170
	105,008,129	86,421,140	18,586,989	105,248,151	85,270,059	19,978,092
	15,973,232	3,753,803	12,219,429	15,308,237	3,464,073	11,844,164
	67,393,554	5,565,425	61,828,129	73,892,889	5,867,561	68,025,328
	5,799,409	1,166,939	4,632,470	5,498,924	1,129,260	4,369,664
	2,540,288	0	2,540,288	2,366,793	5,419	2,361,374
	-	-	-	-	-	-
	60,135,808	60,020,689	115,119	61,205,116	546,096	60,659,020

(2002 ~ 2003)

	(%)				(%)			
	가		가					
	2002	2003	2002	2003	2002	2003	2002	2003
	8.3	8.9	98.5	5.8	24.4	25.0	28.2	26.7
	10.9	8.3	15.7	2.4	16.0	13.8	12.5	11.4
KBS	7.7	1.9	18.3	4.6	9.1	3.5	8.0	2.3
EBS	52.1	19.0	11.5	8.2	4.7	2.9	6.5	4.2
MBC	9.4	0.3	22.8	5.1	12.4	9.1	13.1	12.3
MBC	9.0	8.5	15.5	2.8	17.2	15.1	13.0	12.2
	9.8	12.2	262.1	10.8	19.5	20.7	13.0	16.8
SBS	11.5	9.5	30.6	4.1	20.4	15.7	15.6	14.0
	11.5	6.8	19.8	2.6	23.4	20.3	17.9	18.3
	21.9	5.9	21.3	0.2	29.1	24.6	14.1	14.4
	17.8	1.1	25.9	4.8	32.3	23.1	23.5	20.8
	14.4	5.7	19.8	0.4	26.7	24.6	23.8	24.8
	3.9	23.4	35.1	2.1	4.5	6.6	0.3	8.1
	10.7	11.4	21.3	1.9	19.7	24.0	16.7	21.2
	16.6	6.9	23.8	4.5	27.0	29.2	28.3	22.7
	17.0	2.6	24.4	4.1	25.6	21.4	11.4	12.7
	16.1	34.4	2,900.0	35.1	2.5	21.7	2.2	19.2
	10.6	26.3	0.0	106.5	10.9	29.2	14.8	30.5
	39.5	64.0	23.1	4.2	21.2	21.6	9.8	11.6
	1.0	5.4	33.3	7.8	201.3	200.3	201.8	196.9
	25.7	47.5	12.9	3.1	4.0	2.6	5.9	1.3
	0.6	0.3	12.5	0.8	12.5	5.8	4.9	2.0
	10.3	4.2	17.4	14.8	15.3	6.9	4.5	2.5
	8.7	9.6	27.2	7.2	18.4	17.3	24.0	35.1
	7.1	5.2	173.8	37.4	44.4	12.8	35.8	7.2
	3.0	6.8	-	-	-	-	-	-
	-	-	22.4	16.4	4.4	28.0	7.1	28.7
	2.3	1.8	-	13.7	1,612.0	1,631.4	1,610.7	1,629.8

()

	()		(%)			
	2002	2003	2002	2003	2002	2003
	0.7	0.7	79.6	81.6	21.1	17.7
	0.7	0.7	71.2	84.4	20.9	19.9
KBS	1.3	1.2	60.7	61.7	64.8	62.1
EBS	1.2	1.1	61.3	61.6	63.1	62.3
MBC	0.6	0.6	76.7	83.1	30.4	20.3
MBC	0.6	0.6	86.3	86.8	15.8	15.5
	0.8	0.8	72.5	77.4	11.9	17.4
SBS	1.1	0.9	73.4	80.9	27.0	23.6
	0.7	0.7	85.0	92.0	11.5	8.7
	0.8	0.7	86.8	92.4	15.2	8.2
	0.5	0.5	82.4	92.1	21.3	8.6
	0.5	0.5	86.6	93.4	15.5	7.1
	1.9	2.6	40.4	36.0	384.0	378.0
	0.5	0.5	93.7	94.7	6.7	5.6
	0.6	0.5	89.4	91.8	11.8	8.9
	0.7	0.7	66.9	77.0	49.6	29.9
	1.1	1.1	91.4	88.3	9.4	13.2
	0.5	0.7	95.7	94.9	4.5	5.4
	1.1	0.7	59.4	66.8	68.3	49.8
	0.4	0.4	75.0	80.4	71.3	64.5
	0.9	0.6	78.1	80.6	39.2	24.1
	0.6	0.6	17.7	19.0	465.7	426.8
	1.1	1.0	79.0	77.4	30.7	29.2
	0.2	0.2	93.3	92.1	9.0	8.6
	0.5	0.7	85.3	79.5	25.2	25.8
	-	-	99.7	99.8	0.0	0.2
	-	-	-	-	-	-
	0.0	0.0	-	99.1	0.9	0.9

3.

가. (2003)

(1)

(:)

	2,302,255,242	2,232,359,358	69,895,883	2,387,404,626	2,326,458,427	60,946,199
	934,405,606	925,338,415	9,067,191	979,853,381	975,077,452	4,775,930
	1,367,849,635	1,307,020,943	60,828,692	1,407,551,245	1,351,380,975	56,170,269
	28,486,051	30,143,046	1,656,995	30,882,856	30,846,092	36,764
	0	3,631,193	3,631,193	3,156,204	3,682,513	526,309
	16,988,895	17,936,080	947,185	17,163,331	17,936,080	772,749
	381,100	380,771	329	381,266	380,771	495
	2,872	2,602	270	2,875	2,643	232
	3,292,197	4,817,413	1,525,216	7,682,780	5,000,648	2,682,132
TV	436,449	726,080	289,631	447,340	729,335	281,995
	34,963,550	34,362,412	601,138	35,330,290	36,873,725	1,543,435
	10,621,375	12,618,941	1,997,566	11,852,036	13,785,030	1,932,994
	2,771,328	3,740,111	968,783	2,862,711	3,748,874	886,163
	15,566,801	11,921,062	3,645,739	17,120,824	12,288,519	4,832,305
	11,071,694	5,254,951	5,816,743	11,345,336	5,825,912	5,519,424
	14,159,794	12,262,273	1,897,521	14,236,983	13,834,740	402,243
	5,305,902	5,663,825	357,923	6,230,793	5,793,786	437,007
	13,546,275	15,321,427	1,775,152	13,911,874	15,347,978	1,436,104
	4,337,527	4,488,668	151,141	4,560,122	5,340,568	780,446
	0	24,276	24,276	19,916	24,276	4,360
	0	1,095	1,095	0	1,095	1,095
	788,185	1,544,061	755,876	965,791	1,555,323	589,532
	63,137	1,488,779	1,425,642	593,158	1,493,488	900,330

()

(:)

	4,465,477	7,054,237	2,588,760	11,438,729	7,833,461	3,605,268
	1,254,620	1,087,147	167,473	1,254,793	1,111,371	143,422
	0	24,560	24,560	8	24,560	24,552
	7,158,725	6,755,134	403,591	7,182,646	6,882,151	300,495
	3,239,169	3,713,967	474,798	3,251,041	3,814,851	563,810
	3,652,454	4,016,957	364,503	3,794,357	4,029,761	235,404
	28,442	136,467	108,025	28,442	137,467	109,025
	8,900,816	7,250,598	1,650,218	9,043,580	8,012,611	1,030,969
	418,200	424,767	6,567	418,349	424,767	6,418
	120,000	243,291	123,291	156,760	258,130	101,370
	0	393,922	393,922	0	393,922	393,922
	14,333,450	13,565,472	767,978	14,343,388	13,886,212	457,176
	16,500	80,881	64,381	16,503	80,881	64,378
	212,239	156,209	56,030	237,584	156,250	81,334
	4,226,681	5,829,052	1,602,371	4,239,323	6,017,668	1,778,345
	27,207,516	26,602,084	605,432	28,252,688	27,331,913	920,775
	2,232,637	2,240,878	8,241	2,232,728	2,252,571	19,843
	3,620,989	3,280,942	340,047	3,660,589	3,415,100	245,489
	150,000	94,235	55,765	150,000	94,235	55,765
	74,903	129,358	54,455	75,445	131,125	55,680
	1,241,437	1,523,588	282,151	1,245,861	1,562,757	316,896
	2,113,858	2,108,227	5,631	2,114,992	2,115,280	288
	1,167,724	1,265,313	97,589	1,173,925	1,366,416	192,491
	10,070,153	7,698,312	2,371,841	10,105,975	7,475,063	2,630,912
	0	3,457,421	3,457,421	326,643	4,138,340	3,811,697
	752,334	1,683,410	931,076	1,332,264	1,743,497	411,233
	8,000	85,531	77,531	33,321	85,531	52,210
	2,624,594	2,954,854	330,260	2,684,127	2,954,875	270,748

()

(:)

	1,070,517	3,809,341	2,738,824	1,953,255	4,966,551	3,013,296
	0	37,915	37,915	36,757	37,915	1,158
	829,719	3,015,281	2,185,562	932,646	3,094,538	2,161,892
	3,050,272	3,029,948	20,324	3,052,588	3,047,460	5,128
	9,804,171	9,502,598	301,573	9,851,641	9,687,616	164,025
	2,249,278	2,351,801	102,523	2,254,536	2,520,104	265,568
	87,483	231,928	144,445	182,635	231,931	49,296
	96,029	104,983	8,954	106,493	104,983	1,510
	1,912,138	3,784,282	1,872,144	2,037,579	3,819,592	1,782,012
	1,303,339	1,831,665	528,326	1,303,690	1,834,143	530,453
	400,395,170	364,203,700	36,191,470	417,808,428	384,338,710	33,469,718
	660,788	532,063	128,725	678,340	537,111	141,229
	366,012	1,250,583	884,571	377,293	1,257,013	879,720
	168,266	306,669	138,403	168,687	306,689	138,002
	0	285,876	285,876	46	286,644	286,598
	1,423,806	2,279,592	855,786	1,429,717	2,311,314	881,597
	754,797	1,900,042	1,145,245	755,471	2,413,044	1,657,573
	0	174,080	174,080	53	174,080	174,027
	28,868	137,590	108,722	45,714	137,657	91,943
	539,479,587	515,110,540	24,369,047	550,060,613	530,404,613	19,656,000
	2,570,598	2,501,318	69,280	2,570,629	2,525,280	45,349
	7,272,410	6,886,510	385,900	7,301,761	6,887,280	414,481
	20,335,927	11,711,873	8,624,054	20,485,588	14,334,454	6,151,134
	3,123,316	2,735,711	387,605	3,185,655	2,736,616	449,039
	648,667	1,353,989	705,322	648,667	1,353,989	705,322
	50,973,302	42,348,347	8,624,955	51,186,064	45,804,389	5,381,675
	11,681,091	10,923,078	758,013	11,919,427	11,539,285	380,142
	5,324,644	7,267,744	1,943,100	5,372,029	7,302,254	1,930,225

()

(:)

	24,067,113	16,833,368	7,233,745	24,367,326	16,583,479	7,783,847
	59,605,048	58,075,793	1,529,255	61,248,085	59,174,609	2,073,476
	137,519,101	141,077,437	3,558,336	142,828,409	142,025,496	802,913
	1,842,036	1,819,415	22,621	1,842,043	1,827,076	14,967
YTN	15,676,353	15,649,776	26,577	15,739,694	16,414,901	675,207
	2,857,561	2,764,398	93,163	2,948,121	2,872,986	75,135
	1,570,738	1,588,371	17,633	1,611,459	1,595,764	15,695
	1,594,940	2,114,715	519,775	1,881,950	3,718,053	1,836,103
	109,091	186,859	77,768	140,241	186,861	46,620
	3,807,021	3,907,529	100,508	4,163,958	3,907,728	256,230
	3,115,014	6,216,144	3,101,130	3,164,507	6,287,208	3,122,701
	4,307,818	5,118,023	810,205	4,506,927	5,268,997	762,070
	781,253	1,365,486	584,233	989,393	1,391,118	401,725
	293,411,413	279,665,613	13,745,800	301,649,007	295,325,060	6,323,947
	5,465,137	5,306,640	158,497	5,516,854	5,504,460	12,394
	456,626	1,122,621	665,995	537,681	1,220,878	683,197
	682,202	1,029,285	347,083	765,714	1,128,000	362,286
	0	2,636	2,636	0	2,636	2,636
	579,511	2,159,420	1,579,909	604,287	2,246,624	1,642,337
	0	110,484	110,484	0	110,484	110,484
	80,000	68,432	11,568	80,000	68,432	11,568
	4,413,082	7,507,111	3,094,029	4,868,125	7,850,984	2,982,859
	56,244	198,884	142,640	58,398	198,884	140,486
	21,120,352	17,151,939	3,968,413	21,439,261	17,664,891	3,774,370
	1,316,196	2,179,824	863,628	1,360,420	2,191,502	831,082
	155,591	208,775	53,184	155,710	474,117	318,407
	1,994,802	1,694,858	299,944	2,324,856	2,389,992	65,136
	5,756,835	5,267,396	489,439	5,788,802	5,346,849	441,953
	43,826	166,639	122,813	43,826	166,640	122,814
	2,564,710	4,151,823	1,587,113	3,558,487	4,618,661	1,060,174

()

(:)

	24,877,954	19,835,500	5,042,454	25,743,821	22,101,751	3,642,070
	2,965,709	2,788,077	177,632	2,972,700	2,830,458	142,242
	96,556,642	95,057,146	1,499,496	98,677,262	96,960,786	1,716,476
	1,146,711	1,119,324	27,387	1,159,280	1,143,503	15,777
	2,701,472	4,446,922	1,745,450	2,733,383	4,555,831	1,822,448
	428,000	407,553	20,447	428,092	409,943	18,149
	0	302,427	302,427	44,318	306,072	261,754
	961,250	881,166	80,084	990,591	886,238	104,353
	193,899,135	191,572,120	2,327,015	198,176,533	197,651,370	525,162
	1,185,214	1,235,284	50,070	1,211,719	1,235,706	23,987
	12,680,909	13,034,816	353,907	12,872,809	13,135,666	262,857
	10,936,990	10,403,900	533,090	10,937,648	10,403,900	533,748
	1,700,611	1,716,485	15,874	1,758,395	1,738,298	20,097
	209,754	1,406,897	1,197,143	210,005	1,581,034	1,371,029
	1,706,489	2,168,900	462,411	1,706,589	2,172,122	465,533
	0	115,049	115,049	6,042	115,049	109,007
	655,715	1,642,723	987,008	656,863	1,666,256	1,009,393
	1,053,633	1,578,338	524,705	1,057,832	1,646,071	588,239
	777,851	1,065,896	288,045	781,788	1,077,994	296,206
	308,142	554,866	246,724	309,390	575,760	266,370
	43,450	829,702	786,252	71,876	930,082	858,206
	625,226	836,648	211,422	1,297,886	836,931	460,955
	904,332	726,512	177,820	908,566	831,679	76,887
	895,815	985,675	89,860	1,476,537	1,109,234	367,303
	10,278,585	12,048,758	1,770,173	10,485,687	14,322,724	3,837,037
	4,384,121	5,044,498	660,377	5,398,060	5,253,352	144,708
	318,300	428,623	110,323	337,360	428,632	91,272
	6,939,037	5,089,748	1,849,289	7,080,703	6,039,388	1,041,315

(2)

(:)

	112,559,499 (4.9%)	320,495,270 (13.9%)	5,962,371 (0.3%)	767,241,695 (33.3%)	93,601 (0.0%)	1,095,902,806 (47.6%)	2,302,255,241 (100.0%)
	112,559,499 (12.0%)	307,139,628 (32.9%)	5,962,371 (0.6%)	7,036,541 (0.8%)	93,601 (0.0%)	501,613,967 (53.7%)	954,626,343 (100.0%)
	0 (0.0%)	13,355,642 (1.0%)	0 (0.0%)	760,205,154 (55.6%)	0 (0.0%)	594,288,839 (43.4%)	1,367,849,635 (100.0%)
	792,600	3,334,574	880,758	0	0	23,478,120	28,486,051
	0	398,344	0	0	0	16,590,551	16,988,895
	0	0	0	0	0	381,100	381,100
	0	0	0	0	0	2,872	2,872
	724,819	2,258,508	0	0	0	308,870	3,292,197
TV	268,840	165,149	0	0	0	2,460	436,449
	7,607,722	19,896,838	1,385,238	0	0	6,073,752	34,963,550
	1,280,433	4,922,120	414,416	0	0	4,004,406	10,621,375
	330,365	2,361,389	0	0	0	79,574	2,771,328
	1,939,126	11,974,649	47,004	58,287	0	1,547,735	15,566,801
	1,859,116	8,785,578	0	0	0	427,000	11,071,694
	2,341,633	7,569,723	820,514	0	0	3,427,924	14,159,794
	0	0	0	0	0	5,305,902	5,305,902
	3,405,554	7,570,954	0	0	0	2,569,767	13,546,275
	2,976	3,305,639	0	0	0	1,028,912	4,337,527
	398,043	211,500	26,000	0	0	152,642	788,185
	0	51,762	0	7,891	0	3,484	63,137
	11,533	1,858,726	0	0	0	2,595,218	4,465,477
	1,254,620	0	0	0	0	0	1,254,620

()

(:)

	2,313,485	3,519,061	0	0	0	1,326,179	7,158,725
	0	840,378	0	0	0	2,398,791	3,239,169
	1,437,622	129,657	485,380	10,490	0	1,589,305	3,652,454
	0	0	0	0	0	28,442	28,442
	863,885	7,618,721	0	0	0	418,210	8,900,816
	0	418,000	0	0	0	200	418,200
	0	120,000	0	0	0	0	120,000
	0	0	0	0	0	14,333,450	14,333,450
	0	0	0	0	0	16,500	16,500
	0	73,631	0	0	0	138,608	212,239
	635,513	2,635,172	0	0	0	955,996	4,226,681
	2,047,040	21,524,072	115,774	0	0	3,520,630	27,207,516
	0	0	0	0	0	2,232,637	2,232,637
	100,971	3,502,934	0	0	0	17,084	3,620,989
	0	0	0	0	0	150,000	150,000
	0	74,903	0	0	0	0	74,903
	154,422	0	0	1,087,015	0	0	1,241,437
	0	2,113,858	0	0	0	0	2,113,858
	1,800	280,601	0	0	0	885,323	1,167,724
	3,002,456	6,798,586	0	0	0	269,111	10,070,153
	16,687	735,647	0	0	0	0	752,334
	0	0	0	0	0	8,000	8,000
	54,646	1,686,244	42,000	663,749	0	177,955	2,624,594
	101,055	900,219	0	0	0	69,243	1,070,517
	321,423	117,283	0	2,244	0	388,769	829,719
	11,272	3,039,000	0	0	0	0	3,050,272
	1,048,010	0	0	0	0	8,756,161	9,804,171
	2,008,588	0	0	0	0	240,690	2,249,278
	0	0	0	0	0	87,483	87,483
	0	96,029	0	0	0	0	96,029
	284,463	183,850	0	0	0	1,443,825	1,912,138
	4,124	1,299,215	0	0	0	0	1,303,339
	0	12,790,812	0	24,948,207	0	362,656,151	400,395,170
	0	0	0	0	0	660,788	660,788
	0	366,012	0	0	0	0	366,012

()

(:)

	168,266	0	0	0	0	0	168,266
	557,335	0	0	866,471	0	0	1,423,806
	232,313	118,783	0	0	0	403,701	754,797
	0	28,868	0	0	0	0	28,868
	0	461,958	0	368,726,437	0	170,291,192	539,479,587
	2,570,598	0	0	0	0	0	2,570,598
	1,746,590	2,756,635	0	0	0	2,769,185	7,272,410
	4,729,301	15,277,954	53,000	0	0	275,672	20,335,927
	2,839,891	184,298	99,127	0	0	0	3,123,316
	0	648,667	0	0	0	0	648,667
	21,371,032	29,531,419	3,900	0	0	66,951	50,973,302
	1,846,131	9,559,742	0	0	0	275,218	11,681,091
	773,966	4,456,833	0	0	0	93,845	5,324,644
	4,630,245	8,939,084	0	1,098,148	0	9,399,636	24,067,113
	2,832,620	37,773,605	0	0	0	18,998,823	59,605,048
	0	102,872	0	120,592,380	0	16,823,849	137,519,101
	0	1,768,591	0	0	0	73,445	1,842,036
YTN	2,851,112	6,436,103	310,310	2,476,731	0	3,602,097	15,676,353
	5,000	2,143,171	0	0	0	709,390	2,857,561
	0	0	0	0	0	1,570,738	1,570,738
	293,779	0	0	0	0	1,301,161	1,594,940
	0	109,091	0	0	0	0	109,091
	166,467	301,868	0	0	0	12,000	480,335
	509,326	2,983,247	0	0	0	314,448	3,807,021
	495,355	0	0	0	0	2,619,659	3,115,014
	0	213,025	0	0	0	4,094,793	4,307,818
	0	10,388	0	0	0	770,865	781,253
	5,825,196	835,167	0	0	0	286,751,050	293,411,413
	0	0	0	0	0	5,465,137	5,465,137
	0	0	0	0	0	456,626	456,626
	0	0	0	239,312	0	442,890	682,202
	261,785	306,227	0	0	0	11,499	579,511
	0	0	0	0	0	80,000	80,000
	165,392	4,019,582	0	0	0	228,108	4,413,082

()

(:)

	0	56,244	0	0	0	0	56,244
	4,484,742	13,442,239	24,520	0	0	3,168,851	21,120,352
	818	0	0	0	0	1,315,378	1,316,196
	0	0	0	61,990	93,601	0	155,591
	958,937	320,384	0	0	0	715,481	1,994,802
	1,511,820	0	0	0	0	4,245,015	5,756,835
	0	0	0	0	0	43,826	43,826
	443,385	97,053	0	0	0	2,024,272	2,564,710
	2,261,950	12,595,048	0	0	0	10,020,956	24,877,954
	302,337	2,466,247	0	0	0	197,125	2,965,709
	0	0	0	78,327,898	0	18,228,744	96,556,642
	12,450	1,049,277	0	0	0	84,984	1,146,711
	464,297	1,619,328	20,187	0	0	597,660	2,701,472
	0	0	0	428,000	0	0	428,000
	0	961,250	0	0	0	0	961,250
	0	0	0	167,610,232	0	26,288,903	193,899,135
	15,443	752,445	0	0	0	417,326	1,185,214
	2,372,518	8,033,467	1,175,047	0	0	1,099,877	12,680,909
	0	1,007,116	0	0	0	9,929,874	10,936,990
	11,772	1,593,430	59,196	36,213	0	0	1,700,611
	124,256	0	0	0	0	85,498	209,754
	467,615	635,619	0	0	0	603,255	1,706,489
	655,715	0	0	0	0	0	655,715
	601,095	297,720	0	0	0	154,818	1,053,633
	548,611	225,720	0	0	0	3,520	777,851
	0	0	0	0	0	308,142	308,142
	0	0	0	0	0	43,450	43,450
	0	0	0	0	0	625,226	625,226
	0	0	0	0	0	904,332	904,332
	0	0	0	0	0	895,815	895,815
	0	0	0	0	0	10,278,585	10,278,585
	0	0	0	0	0	4,384,121	4,384,121
	0	11,000	0	0	0	307,300	318,300
	5,825,196	835,167	0	0	0	278,674	6,939,037

1) 2003 (, , , , ,) , ,

2) 2004 6 2003 가 .

(2002 ~ 2003)

(:)

	2002			2003		
	2,083,404,052	1,018,218,451	106,518,5601	2,177,898,547	1,016,743,328	1,161,155,222
	1,005,833,008	342,915,359	662,917,615	1,141,218,480	427,764,815	713,453,666
	1,077,571,044	675,303,058	402,267,986	1,036,680,068	588,978,513	447,701,555
	122,291,422	6,535,866	115,755,556	122,928,773	5,437,685	117,491,088
	1,505,487	850,395	655,092	1,025,415	868,628	156,787
	19,928,716	205,177	19,723,539	18,794,324	0	18,794,324
	-	-	-	516,840	16,344	500,496
	515,816	19,000	496,816	524,504	24,272	500,232
	1,831,863	4,159,145	2,327,282	6,936,755	6,581,904	354,851
TV	526,898	0	526,898	468,240	226,837	241,403
	25,311,795	11,243,218	14,068,577	39,199,685	16,705,402	22,494,283
	19,395,218	12,521,638	6,873,580	17,339,979	12,399,394	4,940,585
	1,153,987	667,835	486,152	1,541,409	1,947,902	406,493
	10,767,111	5,641,660	5,125,451	12,086,375	2,128,619	9,957,756
	2,783,472	2,004,158	779,314	8,514,554	2,215,816	6,298,738
	3,857,321	6,437,127	2,579,806	3,418,764	5,596,327	2,177,563
	4,733,860	2,932,270	1,801,590	8,968,762	4,445,715	4,523,047
	12,032,049	1,719,091	10,312,958	11,150,885	2,304,823	8,846,062
	2,774,517	607,813	2,166,704	2,591,343	1,205,086	1,386,257
	513,196	6,005	507,191	516,581	13,750	502,831
	-	-	-	548,905	0	548,905
	3,664,753	272,407	3,392,346	3,241,344	469,086	2,772,258
	828,039	2,738,038	1,909,999	901,849	1,933,059	1,031,210
	3,614,214	10,397,331	6,783,117	4,038,210	7,216,059	3,177,849
	478,120	0	478,120	1,371,874	150,331	1,221,543
	-	-	-	876,289	300,842	575,447
	5,786,253	647,785	5,138,468	5,997,199	558,235	5,438,964
	1,842,563	595,349	1,247,214	1,528,783	845,378	683,405
	3,737,623	409,083	3,328,540	7,938,806	474,073	7,464,733
	511,379	22,219	489,160	462,364	82,230	380,134
	12,668,991	3,657,668	9,011,323	14,228,371	4,737,970	9,490,401
	-	-	-	775,415	251,835	523,580
	529,275	21,903	507,372	438,785	32,783	406,002

()

(:)

	2002			2003		
	-	-	-	1,807,343	0	1,807,343
	6,300,433	1,647,710	4,652,723	13,289,354	8,179,455	5,109,899
	1,087,385	577,648	509,737	1,086,141	640,782	445,359
	1,302,140	285,942	1,016,198	2,021,784	621,346	1,400,439
	4,424,779	2,351,971	2,072,808	2,656,867	2,362,405	294,462
	54,751,337	4,613,064	50,138,273	54,880,748	3,821,699	51,059,049
	622,900	102,848	520,052	595,395	95,186	500,209
	3,749,392	2,237,281	1,512,111	4,674,721	2,031,196	2,643,525
	603,659	103,659	500,000	555,765	0	555,765
	-	-	-	596,694	152,374	444,320
	1,194,575	744,214	450,361	1,163,992	1,028,541	135,451
	1,368,004	330,509	1,037,495	1,370,953	333,746	1,037,207
	654,263	1,786,292	1,132,029	2,040,129	1,997,728	42,401
	3,587,418	2,149,910	1,437,508	5,833,067	1,764,648	4,068,419
	7,490,569	5,614,098	1,876,471	17,212,535	8,688,082	8,524,453
	2,231,028	933,907	1,297,121	1,493,423	607,534	885,889
	365,659	138,086	227,573	316,945	141,581	175,364
	605,516	163,327	442,189	826,914	164,206	662,708
	12,750,552	18,119,274	5,368,722	14,219,014	20,582,166	6,363,152
	-	-	-	556,408	0	556,408
	2,247,797	251,968	1,995,829	1,543,355	1,777,424	234,069
	1,656,774	498,709	1,158,065	2,484,402	829,008	1,655,394
	6,986,828	4,185,313	2,801,515	7,697,918	3,878,105	3,819,813
	4,069,446	1,269,769	2,799,677	5,466,459	2,932,350	2,534,109
	1,238,422	85,869	1,152,553	1,197,849	94,589	1,103,260
	-	-	-	1,285,276	41,699	1,243,577
	2,726,940	723,574	2,003,366	1,566,881	1,983,623	416,742
	593,533	212,511	381,022	746,676	596,108	150,568
	381,234,476	227,484,051	153,750,425	381,758,990	209,694,143	172,064,847
	394,630	752,524	357,894	290,466	507,131	216,665
	1,696,265	118,997	1,577,268	1,295,990	598,443	697,547
	1,979,110	10,000	1,969,110	2,067,352	236,244	1,831,108
	-	-	-	551,545	338,143	213,402
	2,254,089	833,080	1,421,009	3,069,715	2,416,832	652,883
	1,215,678	1,079,945	135,733	1,089,765	2,311,604	1,221,839
	528,011	80,250	447,761	511,589	237,856	273,733
	-	-	-	524,650	70,393	454,257
	412,785,055	235,546,534	177,238,521	377,752,873	180,275,604	197,477,269
	1,751,382	1,192,047	559,335	5,260,439	3,157,665	2,102,774
	2,314,107	486,991	1,827,116	3,113,393	871,795	2,241,598
	9,594,868	1,681,269	7,913,599	18,240,980	4,176,247	14,064,733

()

(:)

	2002			2003		
	2,509,115	89,067	2,420,048	3,145,820	281,053	2,864,767
	1,089,470	1,551,277	461,807	1,036,110	2,203,241	1,167,131
	37,688,474	8,435,266	29,253,208	58,466,875	23,831,992	34,634,883
	9,015,524	3,146,758	5,868,766	9,145,603	2,896,694	6,248,909
	3,604,180	3,046,360	557,820	3,634,860	2,418,449	1,216,411
	21,022,117	6,542,670	14,479,447	26,252,169	4,106,474	22,145,695
	129,722,106	19,517,738	110,204,368	133,248,824	20,539,224	112,709,600
	86,388,623	55,067,510	31,321,113	84,917,809	53,489,699	31,428,110
	1,930,377	1,417,263	513,114	1,125,303	597,222	528,081
YTN	20,288,264	13,011,471	7,276,793	19,237,223	12,658,697	6,578,526
	4,891,123	2,804,425	2,086,698	3,430,862	1,269,029	2,161,833
	384,491	75,031	309,460	1,045,664	524,360	521,304
	11,981,662	11,833,216	148,446	11,368,011	13,057,543	1,689,532
	-	-	-	897,467	444,087	453,380
	445,087	379,674	65,413	633,247	174,040	459,207
	6,080,882	607,223	5,473,659	6,120,596	390,706	5,729,890
	4,892,927	4,362,770	530,157	6,971,090	8,913,769	1,942,679
	5,128,161	571,624	4,556,537	6,454,667	2,660,202	3,794,465
	1,216,594	1,207,201	9,393	574,686	467,018	107,668
	221,862,732	100,213,566	121,649,166	221,764,051	93,457,827	128,306,224
	2,561,950	1,154,052	1,407,898	3,346,188	1,934,489	1,411,699
	1,408,310	984,623	423,687	2,374,253	2,637,317	263,064
	2,209,504	1,410,218	799,286	2,390,012	1,536,942	853,070
	547,842	0	547,842	545,326	110	545,216
	992,821	539,105	453,716	3,824,315	1,663,963	2,160,352
	1,502,437	14,229	1,488,208	1,524,531	1,648	1,522,883
	-	-	-	511,577	9	511,568
	7,083,240	1,764,560	5,318,680	5,393,543	3,057,722	2,335,821
	-	-	-	801,388	421,874	379,514
	17,293,513	9,738,958	7,554,555	21,373,718	10,039,327	11,334,391
	2,280,422	541,293	1,793,129	1,094,257	186,210	908,047
	597,263	88,997	508,266	192,471	2,612	189,859
	1,452,841	1,408,382	44,459	2,568,820	904,827	1,663,993
	954,305	481,507	472,798	2,121,888	1,207,138	914,750
	0	0	0	562,685	135,477	427,209
	3,364,959	4,102,770	3,364,959	2,494,339	3,641,882	1,147,543
	18,180,108	4,687,259	13,492,849	22,578,840	5,353,191	17,225,649
	1,806,693	1,509,904	296,789	2,631,222	2,193,898	437,324
	59,476,219	34,888,600	24,587,619	60,475,103	30,126,523	30,348,580

()

(:)

	2002			2003		
	956,947	442,977	513,970	1,649,595	889,288	760,307
	3,207,102	3,222,386	15,284	2,379,333	4,194,442	1,815,109
	1,290,784	698,500	592,284	795,181	184,749	610,432
	-	-	-	857,046	118,800	738,246
	663,859	416,431	247,428	501,368	149,586	351,782
	137,686,671	122,316,363	15,370,308	131,775,293	115,392,544	16,382,749
	529,074	27,918	501,156	598,998	121,829	477,169
	6,987,858	3,848,727	3,139,131	7,267,358	4,391,083	2,876,275
	1,021,547	567,036	454,511	2,044,005	1,055,746	988,259
	1,400,967	551,400	849,567	1,686,506	816,843	869,663
	-	-	-	613,554	200,813	412,741
	7,049,547	2,929,936	4,119,611	6,878,971	3,281,616	3,597,355
	-	-	-	408,710	7,717	400,993
	2,204,270	524,267	1,680,003	1,268,170	1,623,015	354,845
	1,335,639	1,621,968	286,329	904,217	1,483,457	579,240
	1,112,859	495,090	617,769	568,993	247,431	321,562
	880,916	514,663	366,253	271,961	172,078	99,883
	1,085,927	320,718	765,209	1,263,903	43,856	1,220,047
	291,406	706,554	415,148	735,680	250,982	484,698
	1,428,404	346,642	1,081,762	2,470,018	945,320	1,524,698
	2,140,747	2,065,670	75,077	2,441,725	1,999,345	442,380
	20,260,882	13,192,087	7,068,795	17,867,259	14,252,769	3,614,490
	6,977,815	5,213,086	1,764,729	6,998,829	4,654,122	2,344,707
	606,264	100,650	505,614	455,619	41,276	414,343
	2,714,210	799,106	1,915,104	5,334,705	1,390,070	3,944,635

()

	(%)				(%)			
	가		가					
	2002	2003	2002	2003	2002	2003	2002	2003
	202.0	110.9	222967	78.5	5.1	5.4	3.4	3.2
	1813.9	0.1	4.9	91.6	2.0	390.2	2.3	390.2
	120.2	55.3	60.1	88.0	78.9	26.4	52.0	38.3
	48.4	40.0	1.2	19.1	32.6	37.9	45.2	42.1
	5.0	0.2	27.7	6.9	9.5	2.2	11.2	3.4
	16.8	4.4		135.6	0.7	0.4	0.2	0.9
	215.5	24.7	5169089	159.4	19.3	9.4	23.2	6.8
	-	7.9	-	-	-	37.2	-	37.2
	-	-	-	-	-	72.7	-	74.3
	3.5	2.6	40.7	24.2	9.3	22.7	12.9	25.5
	13.9	0.2	458.8	6.9	11.1	0.3	10.1	0.0
	-	211.8	-	27.3	29.8	8.4	26.2	16.5
	7.2	62.6	1.1	20.6	20.6	23.6	18.0	26.1
	203.1	129.8	-	-	-	-	-	-
	41.4	33.1	23.3	45.7	82.0	123.8	83.5	54.7
	-	13.3	-	-	-	969.1	-	652.6
	-	36.6	-	15.1	2.7	12.6	2.5	10.3
	1.9	11.5	36.8	72.3	55.5	255.8	55.7	281.5
	-	-	-	-	-	-	-	-
	17.9	31.3	191.4	49.7	686.5	263.4	732.8	260.6
	161.6	50.0	119.6	13.2	12.8	0.7	13.1	0.2
	260.5	12.3	287.2	34.7	11.1	3.1	7.8	1.7
	63.7	34.3	30.3	81.6	14.0	4.6	15.6	11.8
	-	3.3	-	94.1	10.2	165.1	10.4	56.3
	-	-	-	-	-	9.3	-	1.6
	20.4	49.3	293.4	40.5	112.2	97.9	110.6	93.2
	-	25.8	-	330.4	55.6	40.5	55.8	40.7
	51.2	0.1	83.5	71.9	3.5	9.0	3.1	8.4
	4.8	26.4	-	300.1	440.5	19.5	444.0	21.4
	-	23.6	-	30.7	30.3	241.7	27.6	240.4
	0.1	4.5	-	-	-	82.3		82.0
	-	-	-	-	-	-	-	-
	-	36.2	-	2916.5	1161	60.1	1207	61.9
	18.7	10.4	-	265.7	652.6	151.7	654.7	219.6
	-	3.1	-	-	-	-	-	-

()

	(%)				(%)			
	가		가					
	2002	2003	2002	2003	2002	2003	2002	2003
	-	-	-	-	-	376.6	-	318.5
	20.4	8.5	69.6	70.1	3.6	4.5	3.0	3.6
	-	200.4	-	13.7	5.5	2.7	1.9	1.8
	32.7	34.5	116.3	90.0	32.0	5.3	30.0	5.7
	6.5	90.1	52.3	83.1	42.4	42.4	29.0	30.2
	401.8	25.4	-	128.1	62.2	12.4	60.0	14.4
	9.3	4.9	1753.3	21.1	188.6	108.7	188.5	108.7
	21.1	55.1	23.4	44.6	11.0	16.9	7.5	10.6
	50.4	1.4	61.4	24.8	0.7	6.5	1.6	3.3
	198.4	0.9	68.7	43.5	82.5	36.5	82.7	36.3
	18.6	24.9	16.7	40.0	21.0	30.1	19.2	32.3
	3.2	2.7	1.9	17.3	12.0	2.6	11.8	3.5
	45.9	1.7	820.6	60.5	2.4	2.6	1.0	0.6
	-	41.7	-	64.4	2.4	1.2	1.3	0.8
	3.9	5.2	19.5	27.2	10.1	0.2	16.5	4.3
	28.5	29.9	9.1	2.5	2.4	3.3	0.6	2.6
	1.8	172.0	798.7	17.0	0.5	1.1	0.9	1.0
	13.2	5.1	23147	3.9	66.0	32.6	83.7	115.1
	-	-	-	-	-	71.3	-	42.7
	-	42.3	-	16.8	2.4	10.6	2.2	10.2
	18.3	0.7	40.7	8.9	32.7	2.6	29.6	6.7
	44.6	42.5	200.3	8.4	131.3	99.6	132.5	100.2
	11.9	25.9	6.7	16.5	0.9	18.8	2.6	17.7
	48.3	52.8	698.4	72.9	198.6	74.8	204.7	51.4
	-	0.0	-	2.5	3.8	4.7	2.0	2.2
	88.8	30.6	203.2	29.5	12.1	2.9	12.1	0.2
	-	68.6	-	-	-	145.9	-	149.6
	4.1	8.2	291.6	58.2	14.5	50.9	12.3	53.1
	-	0.5	-	-	-	-	-	-
	-	285.2	-	-	-	272.6	-	283.4
	-	1.5	-	-	-	-	-	-
	-	-	-	-	-	14.5	-	14.5
	37.0	23.9	27.2	20.4	60.3	70.1	52.7	67.6
	-	-	-	-	-	253.6	-	249.8
	0.4	23.6	-	164.0	75.2	18.8	74.9	17.9

()

	(%)				(%)			
	가		가					
	2002	2003	2002	2003	2002	2003	2002	2003
	37.1	52.0	6.8	15.4	33.9	65.6	25.2	63.1
	-	67.8	-	-	-	34.2	-	204.6
	81.0	76.8	32.5	629.5	607.7	15.0	605.5	3.3
	1816.8	122.3	-	6772647	718894	8.5	723439	7.7
	-	-	-	-	-	280.2	-	280.2
	4.3	25.9	45.1	25.9	43.9	61.9	57.1	41.3
	20.8	24.2	68.7	23.4	16.9	20.3	10.1	14.6
	180.0	45.6	-	232.5	85.3	6.0	86.4	4.8
	72.6	6.0	999.7	35.5	0.2	1.6	3.1	1.8
	43.7	39.7	74.5	39.8	2.0	2.4	1.8	1.4
	11.8	25.8	46.4	18.5	80.2	64.6	78.9	67.5
	-	38.4	-	-	-	4.8	-	4.2
	-	-	-	-	-	-	-	-
	-	24.5	-	24.0	36.2	8.3	32.6	10.9
	-	-	-	-	-	-	-	-
	77.6	3.5	476.6	67.0	23.4	1.2	18.1	0.3
	4.5	13.2	1013.3	166.2	9.1	4.2	1.1	2.0
	2.5	4.0	30.2	5.9	2.3	2.8	1.8	2.1
	100.0	100.1	-	162.6	15.0	4.9	15.0	4.9
	-	20.4	-	49.5	58.0	0.9	57.2	1.2
	-	-	-	-	-	570.7	-	653.6
	7.1	2.4	208.8	65.0	4.2	27.1	1.8	27.3
	-	-	-	-	-	-	-	-
	16.1	42.5	-	426.2	638.3	150.5	640.9	153.9
	5.8	32.3	-	139.4	272.1	49.8	303.8	55.8
	11.0	48.9	367.2	310.6	543.6	37.0	539.6	38.1
	179.9	69.1	339.2	49.3	34.8	80.1	34.6	86.4
	74.0	9.2	145.0	82.8	234.9	1810	211.9	1975
	1.6	152.5	286.7	12.3	40.2	33.8	40.4	73.7
	-	72.9	-	52.2	1.3	19.7	4.4	8.5
	-	14.1	-	15.3	61.2	10.0	71.0	41.0
	26.9	11.8	425.9	36.1	90.4	17.2	109.5	37.3
	0.3	0.3	196.6	71.1	94.2	15.1	67.6	3.3
	-	24.8	-	-	-	34.7	-	28.7
	-	96.5	-	61.7	32.3	26.7	22.5	15.0

	()		(%)			
	2002	2003	2002	2003	2002	2003
	0.8	0.9	29.1	46.14	102.1	87.3
PP	0.7	0.8	28.9	46.4	95.9	81.4
PP	2.8	1.4	34.4	39.4	262.1	237.4
	0.2	0.2	94.7	95.6	5.6	4.6
	-	-	43.5	15.3	129.8	554.0
	0.9	0.9	99.0	100.0	1.0	0.0
	-	0.7	-	96.8	-	3.3
	-	0.0	96.3	95.4	3.8	4.9
	2.1	0.5	127.0	5.1	178.7	1,854.8
	-	0.9	-	51.6	0.0	94.0
	1.3	0.9	55.6	57.4	79.9	74.3
	0.6	0.6	35.4	-	182.2	251.0
	1.9	1.8	42.1	-	137.4	479.2
	1.3	1.3	47.6	82.4	110.1	21.4
	2.1	1.3	28.0	74.0	257.2	35.2
	3.5	4.1	66.9	63.7	249.5	257.0
	0.8	1.2	85.7	79.3	16.7	26.1
	2.7	1.7	78.1	53.5	28.1	86.9
	-	-	-	97.3	-	2.7
	-	-	-	100.0	-	-
	0.0	0.2	92.6	85.5	8.0	16.9
	0.2	0.1	230.7	114.3	143.4	187.5
	0.9	1.1	187.7	78.7	153.3	227.1
	-	0.9	100.0	89.0	0.0	12.3
	-	-	-	65.7	-	52.3
	1.4	1.2	88.8	90.7	12.6	10.3
	4.7	2.1	67.7	44.7	47.7	123.7
	0.3	0.5	89.1	94.0	12.3	6.4
	0.7	0.1	-	82.2	4.5	21.6
	0.5	0.6	71.1	66.7	40.6	49.9
	-	0.5	-	67.5	-	48.1
	0.0	0.3	-	92.5	4.3	8.1
	-	-	-	100.0	-	0.0
	1.3	1.1	-	38.5	35.4	160.1

()

	()		(%)			
	2002	2003	2002	2003	2002	2003
	0.2	0.0	-	41.0	113.3	143.9
	0.1	0.1	78.0	69.3	28.1	44.4
	1.2	1.6	46.8	11.1	113.5	802.3
	0.5	0.5	91.6	93.0	7.9	7.5
	1.5	3.7	83.5	84.0	19.8	19.0
	0.4	0.8	40.3	56.5	148.0	76.8
	-	0.3	-	100.0	20.7	0.0
	-	0.1	-	74.5	-	34.3
	0.8	1.1	37.7	11.6	165.2	759.3
	1.7	1.5	75.8	75.7	31.9	32.2
	2.5	0.6	-	2.1	157.8	4711.5
	2.3	1.7	40.1	69.7	149.6	43.4
	-	-	-	49.5	299.2	101.9
	0.6	0.5	58.1	59.3	72.0	68.6
	-	0.0	62.2	55.3	60.7	80.7
	3.8	3.2	-	80.1	36.9	24.8
	0.3	0.1	42.1	44.8	337.5	323.5
	-	-	-	100.0	-	0.0
	0.2	0.5	88.8	15.2	12.6	759.4
	1.6	1.2	69.9	66.6	43.1	50.1
	1.1	1.3	40.1	49.6	163.0	101.5
	0.3	0.4	68.8	46.4	45.4	115.7
	1.2	0.1	93.1	92.1	7.5	8.6
	-	0.1	-	96.8	-	3.4
	0.4	1.2	73.5	26.6	30.6	476.0
	0.5	1.7	64.2	20.2	55.8	395.9
	3.7	1.0	40.3	45.1	148.0	121.9
	0.4	2.3	90.7	74.6	210.3	234.1
	0.2	0.3	-	53.8	7.5	85.8
	-	0.1	-	88.6	0.5	12.9
	-	-	-	38.7	-	158.5
	0.0	0.5	63.0	21.3	58.6	370.2
	0.2	0.7	11.2	112.1	795.6	189.2
	-	-	84.8	53.5	17.9	86.9

()

	()		(%)			
	2002	2003	2002	2003	2002	2003
	-	0.1	-	86.6	-	15.5
	4.4	1.4	42.9	52.3	109.8	91.3
	1.3	0.5	-	40.0	213.1	150.2
	1.7	2.3	79.0	72.0	26.7	38.9
	1.2	1.1	82.5	77.1	21.2	29.7
	0.5	1.0	96.5	91.1	3.7	9.8
	0.5	0.6	42.4	112.6	335.9	188.8
	0.9	0.9	77.6	59.2	28.8	68.8
	1.0	1.3	65.1	68.3	53.6	46.4
	1.0	1.5	15.5	33.5	546.1	198.8
	0.8	0.9	68.9	-	45.2	18.5
	0.4	0.4	85.0	84.6	17.7	18.2
	4.0	1.6	36.3	37.0	175.8	170.2
	0.6	1.6	26.6	46.9	276.2	113.1
	0.6	0.8	35.9	34.2	178.8	192.4
	0.6	0.8	42.7	63.0	134.4	58.7
	3.5	1.5	-	49.9	24.2	100.6
	0.1	0.1	1.2	14.9	7971.4	772.8
	-	0.1	-	50.5	-	98.0
	1.3	0.8	-	-	580.4	37.9
	0.7	0.6	90.0	93.6	11.1	6.8
	0.6	0.4	10.8	27.9	822.9	458.8
	1.0	0.7	88.9	58.8	10.9	70.1
	0.4	1.4	-	18.7	12852.1	433.8
	1.3	1.3	54.8	57.9	82.4	72.8
	1.6	1.6	55.0	42.2	82.0	137.0
	-	0.2	30.1	11.1	232.4	1002.5
	0.7	0.3	-	35.7	176.4	180.2
	-	-	100.0	100.0	0.0	0.0
	-	0.2	-	56.5	118.8	77.0
	-	-	99.1	99.9	1.0	0.1
	-	0.2	-	100.0	-	0.0
	0.8	0.8	-	43.3	33.2	130.9
	-	0.1	-	47.4	-	111.2
	0.5	1.0	43.7	53.0	128.9	88.6

()

	()		(%)			
	2002	2003	2002	2003	2002	2003
	0.7	1.2	-	83.0	31.1	20.5
	-	0.8	-	98.6	17.5	1.4
	0.2	0.8	-	64.8	3167.8	54.4
	0.0	2.7	49.5	43.1	101.8	132.0
	-	0.1	-	75.9	-	31.7
	1.0	1.0	-	46.0	556.1	317.4
	1.1	1.1	74.2	-	34.7	31.1
	0.5	1.1	16.4	16.6	508.7	501.7
	1.2	1.6	41.3	50.2	132.0	99.3
	1.6	0.7	53.7	46.1	58.6	117.0
	1.0	1.1	0.5	76.3	21083	231.1
	-	0.5	-	76.8	117.9	30.3
	-	-	-	86.1	-	16.1
	1.2	1.9	37.3	70.2	168.3	42.5
	0.9	1.5	11.2	12.4	744.8	704.4
	0.8	2.0	94.7	79.7	5.6	25.5
	1.7	1.7	44.9	39.6	122.6	152.7
	4.1	5.4	44.5	48.3	124.8	106.8
	0.8	1.0	60.6	51.6	64.9	93.9
	-	0.3	-	67.3	-	48.7
	0.7	0.2	58.4	52.3	71.1	91.2
	-	-	-	98.1	-	1.9
	0.1	0.5	76.2	28.0	31.2	457.4
	0.3	1.2	21.4	64.1	566.5	256.1
	0.2	1.4	55.5	56.5	80.1	76.9
	0.7	1.1	41.6	36.7	140.5	172.3
	0.2	0.0	70.5	96.5	39.0	3.6
	1.9	0.8	-	65.9	170.2	51.8
	0.4	0.4	-	61.7	32.0	62.0
	0.4	0.4	-	18.1	2751.4	452.0
	0.4	0.6	-	20.2	186.6	394.3
	0.4	0.6	25.3	33.5	295.4	198.5
	-	0.7	-	90.9	19.9	10.0
	1.6	1.3	-	73.9	41.7	35.2

4.

가. (2003)

(1)

(:)

	1,074,953,534	894,647,394	182,149,800	1,141,078,090	1,113,276,482	27,801,606	
	9,033,223	7,518,045	1,530,671	9,588,892	9,355,265	233,627	
	11,538,406	11,110,919	427,487	11,572,348	13,226,515	1,654,167	
	2,779,857	2,482,403	297,454	2,850,736	2,675,490	175,246	
TV	6,908,076	5,400,706	1,507,370	7,078,549	6,640,315	438,234	
	4,800,308	3,435,837	1,364,471	4,933,848	3,928,327	1,005,521	
TV	5,685,655	4,030,750	1,654,905	6,081,796	5,021,609	1,060,187	
TV	10,476,442	7,058,676	3,417,766	11,722,142	9,206,292	2,515,850	
	9,375,461	7,331,393	2,044,068	9,415,339	7,745,157	1,670,182	
	3,973,251	3,032,990	940,261	4,049,319	3,354,482	694,837	
TV	5,794,350	4,583,855	1,210,495	6,063,250	4,889,366	1,173,884	
TV	12,569,680	9,149,284	3,420,396	14,236,669	11,717,861	2,518,808	
TV	8,799,272	6,281,366	2,517,906	10,117,273	8,294,829	1,822,444	
	2,332,150	1,613,006	719,144	2,794,943	2,087,155	707,788	
	23,171,066	18,127,286	5,043,780	27,683,570	22,111,806	5,571,764	
	3,525,638	3,085,917	439,721	4,029,614	3,692,459	337,155	
TV	8,294,756	6,637,912	1,656,844	9,097,088	8,200,619	896,469	
	4,636,179	3,791,009	845,170	4,844,091	4,012,922	831,169	

()

(:)

		22,741,761	15,069,932	7,671,829	23,301,618	17,765,105	5,536,513
	TV	11,453,560	8,356,647	3,096,913	12,985,925	10,721,720	2,264,205
		14,304,251	9,573,562	4,730,689	15,467,094	11,331,923	4,135,172
		5,738,384	4,511,626	1,226,758	5,844,374	5,417,559	426,815
		10,303,798	6,647,849	3,655,949	10,649,561	8,243,416	2,406,145
	TV	20,240,319	15,227,542	5,012,777	21,637,215	18,678,069	2,959,146
	TV	12,710,347	9,422,478	3,287,869	13,611,326	12,323,432	1,287,894
		12,187,401	9,304,149	2,883,252	12,591,334	9,805,282	2,786,052
	TV	5,460,067	5,533,956	73,889	5,635,107	5,871,642	236,535
		5,880,573	5,887,517	6,944	5,942,333	6,032,295	89,962
	TV	15,245,349	11,884,687	3,360,662	16,354,642	13,421,350	2,933,292
		3,700,366	3,657,549	42,817	3,743,135	3,666,697	76,438
	TV	30,188,024	23,529,771	6,658,253	30,578,502	25,866,326	4,712,176
	TV	21,977,735	17,017,138	4,960,597	23,552,386	19,944,880	3,607,506
	TV	9,600,256	7,261,048	2,339,208	10,906,381	9,765,975	1,140,406
		13,239,213	13,213,465	25,748	25,485,600	25,271,468	214,132
		8,164,241	5,903,821	2,260,420	8,234,319	6,778,579	1,455,740
		5,088,870	3,638,090	1,450,780	5,393,091	4,473,649	919,442
		5,838,226	5,590,496	247,730	5,879,400	5,645,387	234,013
		3,490,768	3,598,372	107,604	3,587,867	3,640,469	52,602
	TV	5,789,154	5,039,379	749,775	6,149,754	6,116,774	32,980
	TV	7,969,757	3,983,233	3,986,525	8,153,546	5,216,233	2,937,314

()

(:)

		6,142,279	4,917,741	1,224,538	6,270,601	7,358,938	1,088,337
	TV	4,555,606	5,499,524	943,918	4,665,161	5,568,879	903,718
		7,930,104	5,263,214	2,666,890	8,428,196	8,491,831	63,635
		5,396,405	5,394,559	1,846	5,764,156	5,403,561	360,594
		4,898,395	3,802,267	1,096,128	5,164,649	4,449,590	715,059
		1,805,443	2,559,831	754,388	1,805,544	2,561,699	756,155
	TV	3,655,448	2,604,434	1,051,014	3,682,170	2,793,121	889,049
	TV	2,973,211	3,097,108	123,897	3,021,324	3,205,813	184,489
	TV	5,222,493	5,018,343	204,150	5,310,403	5,182,439	127,964
		4,150,349	3,238,638	911,711	4,313,198	4,217,094	96,104
	TV	6,528,926	4,094,606	2,434,320	6,569,219	4,291,770	2,277,449
	v T	2,290,606	2,357,539	66,933	2,323,815	2,695,097	371,282
		8,377,244	6,519,563	1,857,681	8,651,020	7,266,616	1,384,404
	v T	1,604,341	1,670,470	66,129	1,605,798	1,672,909	67,111
	TV	10,985,706	7,461,570	3,524,136	11,337,429	8,848,047	2,489,382
		10,223,062	6,372,012	3,851,050	10,537,321	7,202,861	3,334,460
	TV	2,661,145	2,424,973	236,172	2,721,780	2,430,511	291,269
		4,189,599	3,701,551	488,048	4,202,163	3,906,242	295,921
		4,405,403	3,304,370	1,101,033	4,616,234	3,783,184	833,050
	v T	1,827,725	1,768,271	59,454	1,827,883	2,154,939	327,056

()

(:)

	TV	3,535,185	3,337,967	197,218	3,542,421	3,510,747	31,674
	TV	9,780,443	11,637,479	1,857,036	9,820,647	11,765,027	1,944,380
		8,449,405	5,831,430	2,617,975	9,209,541	16,450,737	7,241,196
	TV	8,771,931	7,523,376	1,248,555	8,861,338	7,915,999	945,339
		14,769,945	15,219,344	449,399	15,000,640	17,150,550	2,149,910
	TV	7,974,811	6,703,754	1,271,057	8,222,279	8,077,578	144,701
	TV	6,284,473	6,331,313	46,840	6,416,359	6,675,559	259,200
	TV	9,686,219	8,556,700	1,129,519	9,826,656	8,895,407	931,249
	TV	3,573,967	3,691,405	117,438	3,686,741	4,171,479	484,738
		7,027,172	6,784,548	242,624	7,380,780	7,172,156	208,624
		12,142,700	11,119,864	1,022,836	12,517,537	12,413,543	103,994
	TV	3,483,403	3,184,115	299,288	3,633,513	3,674,220	40,707
		5,089,104	4,734,075	355,029	5,267,418	5,343,446	76,028
	TV	7,332,267	6,183,802	1,148,465	7,474,804	6,469,855	1,004,949
		10,304,464	9,136,892	1,167,572	10,310,811	9,924,551	386,260
	TV	16,929,690	13,739,682	3,190,008	17,329,044	18,745,415	1,416,371
	TV	13,558,564	11,992,094	1,566,470	14,464,473	12,795,410	1,669,063
		24,226,035	21,692,360	2,533,675	24,339,200	22,500,264	1,838,936
	TV	25,227,973	21,552,738	3,675,235	29,828,401	23,879,405	5,948,995
	TV	21,991,998	21,312,564	679,434	22,186,481	25,655,064	3,468,583
		35,652,427	24,400,288	11,252,140	40,051,696	32,184,454	7,867,243

()

(:)

		44,453,890	37,941,643	6,512,247	45,624,250	83,642,812	38,018,563
	TV	4,349,533	4,298,335	51,198	4,881,083	4,623,412	257,671
		9,505,059	10,197,463	692,404	9,588,586	10,213,602	625,016
	TV	11,886,060	8,905,194	2,980,866	12,825,515	10,716,105	2,109,410
	TV	3,659,067	4,019,002	359,935	3,676,617	4,030,424	353,807
		18,899,161	17,381,605	1,517,556	19,442,968	40,642,291	21,199,323
		7,375,342	9,637,233	2,261,891	7,488,045	9,611,571	2,123,526
		3,586,086	3,033,891	552,195	3,690,681	3,641,811	48,870
	TV	12,855,570	11,551,210	1,304,360	12,962,670	12,354,323	608,347
	TV	3,836,419	4,003,169	166,750	4,119,307	4,854,658	735,351
		8,540,224	6,711,767	1,828,457	8,671,576	8,358,211	313,365
	TV	7,889,723	6,349,374	1,540,349	8,122,632	6,436,643	1,685,989
		3,644,441	4,834,739	1,190,298	3,676,490	5,472,182	1,795,692
		14,434,260	10,924,852	3,509,408	14,816,364	11,887,844	2,928,520
	TV	4,106,887	3,636,742	470,145	4,372,431	3,766,845	605,586
	TV	8,885,063	7,511,608	1,373,455	9,210,773	8,814,709	396,064
	TV	2,655,286	3,344,153	688,867	2,848,087	3,420,373	572,286
	TV	4,064,916	4,526,564	461,648	4,076,963	4,739,776	662,813
	TV	3,511,662	3,988,297	476,635	3,572,209	6,630,375	3,058,166
	TV	2,491,119	5,487,563	2,996,444	2,553,085	5,514,090	2,961,005

()

(:)

		9,576,837	7,352,474	2,224,363	10,828,384	14,041,610	3,213,226
	TV	4,944,488	2,703,211	2,241,277	5,505,925	3,776,136	1,729,789
		6,077,190	5,473,085	604,105	6,293,224	5,815,306	477,918
	TV	3,454,837	3,801,382	346,545	3,501,571	3,925,249	423,678
	TV	4,171,000	4,032,529	138,471	4,193,405	4,233,596	40,191
	TV	4,964,859	5,429,308	464,449	5,022,764	5,434,270	411,506
	TV	9,301,836	7,029,602	2,272,234	9,649,264	7,536,562	2,112,702
	TV	1,851,231	2,328,907	477,676	1,882,311	2,656,376	774,065
		625,008	1,266,953	641,945	632,358	1,367,904	735,546
	TV	6,101,949	4,138,025	1,963,924	6,263,414	4,848,281	1,415,133
	TV	8,207,669	8,062,181	145,488	8,326,930	8,197,595	129,335
	TV	7,228,414	6,382,030	846,384	7,431,465	7,024,006	407,459
		6,295,398	8,589,917	2,294,519	6,458,441	9,921,988	3,463,547
	TV	5,878,067	6,159,840	281,773	5,975,737	6,160,998	185,261
		10,854,110	7,903,493	2,950,617	11,406,728	9,344,965	2,061,763
		14,982,432	7,889,489	7,092,943	17,034,105	10,521,926	6,512,179
	가	16,059,363	11,640,841	4,418,522	16,350,385	12,614,773	3,735,612
		11,416,455	7,823,504	3,592,951	11,451,580	9,276,285	2,175,295
		16,627,218	11,163,338	5,463,880	16,826,572	13,159,108	3,667,464
	TV	14,116,772	10,450,892	3,665,880	15,379,266	12,388,051	2,991,215

(2)

(:)

							*	
	516,805,211	261,599,252	172,991,911	34,830,596	17,293,003	16,836,202	54,597,356	1,074,953,531
	5,890,109	2,876,178	961,160	382,008	515,043	0	913,908	11,538,406
	1,729,321	879,113	0	8,943	0	0	162,480	2,779,857
TV	3,458,731	397,745	1,138,677	232,050	360,145	0	1,320,728	6,908,076
	2,593,384	1,545,104	288,267	330,510	0	0	43,043	4,800,308
TV	4,110,629	954,571	23,270	195,081	388,599	0	13,505	5,685,655
TV	6,937,931	1,926,265	201,661	99,343	327,605	922,151	61,486	10,476,442
	5,959,361	2,476,055	451,996	488,049	0	0	0	9,375,461
TV	2,847,373	832,188	0	250,543	43,147	0	0	3,973,251
TV	3,683,184	1,338,533	545,656	226,977	0	0	0	5,794,350
TV	4,492,436	2,263,591	659,047	752,516	242,209	4,002,815	157,066	12,569,680
TV	6,068,917	1,627,106	457,488	165,982	459,795	0	19,984	8,799,272
	1,645,331	585,094	0	93,469	3,313	0	4,943	2,332,150
	11,012,353	3,058,127	7,990,490	308,739	130,715	0	670,642	23,171,066
	2,631,148	835,000	0	57,089	2,401	0	0	3,525,638
TV	5,660,733	1,595,531	443,840	233,405	274,557	86,690	0	8,294,756
	3,316,131	1,073,000	0	0	0	0	247,048	4,636,179
	11,182,893	4,676,050	6,863,382	0	0	0	19,436	22,741,761
TV	6,961,956	2,282,107	0	700,098	472,975	985,068	51,356	11,453,560
	7,651,270	3,956,740	7,576	803,181	270,420	0	1,615,064	14,304,251
	1,295,065	1,260,106	2,336,924	193,763	157,525	0	495,001	5,738,384
	2,860,454	3,001,177	4,442,167	0	0	0	0	10,303,798

) PPV

PPV
 TV 30,350,000
 1,456,000,000

()

(:)

TV	12,690,295	3,202,069	3,119,763	525,237	416,258	0	286,697	20,240,319
TV	6,952,056	2,281,663	2,188,214	666,123	431,790	0	190,501	12,710,347
	7,350,204	1,953,572	533,405	623,637	657,334	0	1,069,249	12,187,401
TV	2,132,246	2,100,306	823,152	236,224	167,959	0	180	5,460,067
	3,467,339	2,056,141	0	0	0	0	357,093	5,880,573
TV	8,951,539	2,923,210	1,916,592	310,409	1,105,806	0	37,793	15,245,349
	1,484,522	1,278,093	807,691	95,545	24,618	0	9,897	3,700,366
TV	15,108,944	6,990,774	5,586,858	457,542	2,043,906	0	0	30,188,024
TV	13,909,517	3,646,179	2,236,482	904,151	957,971	0	323,435	21,977,735
TV	7,093,316	519,300	0	346,265	510,805	0	1,130,570	9,600,256
	1,586,999	633,923	1,412,725	138,459	4,465	0	9,462,642	13,239,213
	3,995,108	2,771,527	726,874	288,038	167,619	107,993	107,082	8,164,241
	2,019,841	2,055,149	771,376	124,317	117,194	0	993	5,088,870
	3,288,125	2,162,329	0	387,772	0	0	0	5,838,226
	1,910,332	1,059,604	384,739	36,246	99,847	0	0	3,490,768
TV	2,718,837	1,499,719	896,776	241,561	14,018	0	418,243	5,789,154
TV	3,554,330	3,300,841	403,747	171,263	223,706	0	315,870	7,969,757
	1,847,673	2,857,256	835,724	53,461	208,692	0	339,473	6,142,279
TV	4,423,602	15,280	0	105,297	0	0	11,427	4,555,606
	1,173,561	2,232,006	568,927	348,302	120,697	2,827,234	659,377	7,930,104
	2,871,242	2,319,252	0	138,337	67,574	0	0	5,396,405
	1,007,398	2,907,598	334,142	50,910	127,709	0	470,638	4,898,395
	483,831	1,289,743	0	31,869	0	0	0	1,805,443
TV	1,987,830	906,163	520,200	114,266	126,989	0	0	3,655,448
TV	2,062,941	694,517	0	208,008	3,065	0	4,680	2,973,211
TV	2,178,130	864,955	1,803,233	164,422	152,864	0	58,889	5,222,493
	1,512,931	882,195	1,329,654	156,928	67,195	0	201,446	4,150,349
TV	3,405,011	1,736,792	977,280	173,473	128,097	0	108,273	6,528,926

()

(:)

TV	1,116,432	300,426	822,308	51,440	0	0	0	2,290,606
	3,708,334	2,268,784	1,925,734	270,480	203,912	0	0	8,377,244
TV	997,402	568,319	0	38,620	0	0	0	1,604,341
TV	2,981,419	4,004,187	1,602,913	276,121	291,506	0	1,829,560	10,985,706
	2,953,377	2,100,511	4,875,765	290,862	0	0	2,547	10,223,062
	2,408,523	847,225	676,231	257,620	0	0	0	4,189,599
	2,518,424	1,259,468	460,346	56,905	110,260	0	0	4,405,403
TV	1,079,991	597,512	108,455	41,767	0	0	0	1,827,725
TV	2,129,663	653,576	0	138,097	80,899	0	532,950	3,535,185
TV	3,238,347	0	3,020,544	211,791	239,183	0	3,070,578	9,780,443
	5,583,003	663,438	3,490	446,510	72,137	0	1,680,827	8,449,405
TV	5,265,004	66,049	1,097,688	549,239	148,217	0	1,645,734	8,771,931
	5,165,383	4,590,822	4,382,152	385,124	245,707	0	757	14,769,945
TV	1,177,756	1,384,981	2,771,156	777	177,260	0	2,462,881	7,974,811
TV	3,948,220	1,889,994	365,259	0	0	0	81,000	6,284,473
TV	3,406,975	2,166,708	0	276,491	128,252	0	3,707,793	9,686,219
TV	2,476,042	1,033,995	63,930	0	0	0	0	3,573,967
	2,537,230	1,230,914	0	291,825	138,580	0	2,828,623	7,027,172
	5,859,653	4,935,407	0	837,543	0	0	510,097	12,142,700
TV	2,060,136	939,259	0	211,745	93,603	0	178,660	3,483,403
	2,882,370	1,792,000	0	347,176	0	0	67,558	5,089,104
TV	2,078,700	3,923,931	0	699,353	51,792	512,544	65,947	7,332,267
	4,578,447	309,401	785,182	385,280	0	0	4,246,154	10,304,464
TV	7,920,420	7,258,140	538,690	572,955	378,199	0	261,286	16,929,690

()

(:)

TV	7,686,905	3,204,118	1,393,204	1,057,946	0	0	216,391	13,558,564
	14,232,062	7,257,029	756,133	1,589,783	285,252	0	105,776	24,226,035
TV	5,224,627	8,251,365	10,352,863	578,551	198,796	131,866	489,905	25,227,973
TV	12,482,214	5,185,540	2,586,495	1,059,318	350,651	0	327,780	21,991,998
	14,477,598	5,873,364	15,135,465	0	0	0	166,000	35,652,427
	10,666,832	8,996,231	21,048,379	1,732,150	440,044	1,558,694	11,560	44,453,890
TV	2,145,364	1,500,610	667,074	21,115	15,370	0	0	4,349,533
	5,402,587	3,954,505	0	147,967	0	0	0	9,505,059
TV	6,827,043	2,943,707	261,019	281,001	24,715	1,461,438	87,137	11,886,060
TV	2,405,640	12,819	894,770	268,600	0	0	77,238	3,659,067
	8,732,926	6,407,540	2,991,394	579,485	46,306	0	141,510	18,899,161
	2,137,897	2,220,682	1,979,139	187,200	1,595	848,829	0	7,375,342
	1,268,712	1,320,025	253,030	19,646	158,015	533,034	33,624	3,586,086
TV	9,177,857	1,885,634	838,128	905,658	21,293	0	27,000	12,855,570
TV	2,791,569	817,389	0	197,251	8,951	0	21,256	3,836,416
	2,429,096	1,123,666	4,635,567	309,993	0	0	41,902	8,540,224
TV	3,849,973	3,478,082	0	301,819	249,400	0	10,449	7,889,723
	1,523,900	1,760,072	0	193,205	3,409	163,413	442	3,644,441
	7,337,373	2,501,014	3,560,005	428,868	0	0	607,000	14,434,260
TV	2,101,666	1,297,252	471,508	76,367	139,139	0	20,955	4,106,887
TV	4,271,387	2,495,883	1,618,742	497,102	0	0	1,949	8,885,063
TV	1,012,591	912,001	467,877	45,039	11,450	0	206,328	2,655,286
TV	1,565,281	218,317	1,289,942	99,794	0	0	891,582	4,064,916
TV	1,733,453	1,124,202	312,439	162,600	2,940	150,970	25,058	3,511,662

()

(:)

TV	1,416,015	405,150	657,702	12,252	0	0	0	2,491,119
	5,848,083	2,755,066	0	0	0	0	973,688	9,576,837
TV	3,607,588	1,242,226	0	0	0	0	94,674	4,944,488
	2,066,536	1,937,083	1,008,537	439,184	24,688	285,000	316,162	6,077,190
TV	2,025,771	834,133	434,511	46,290	0	114,132	0	3,454,837
TV	2,287,973	1,449,777	175,614	98,143	85,086	73,200	1,207	4,171,000
TV	2,717,693	1,753,695	493,471	0	0	0	0	4,964,859
TV	5,415,124	3,282,107	303,546	264,750	36,309	0	0	9,301,836
TV	624,384	820,090	111,417	17,125	0	278,215	0	1,851,231
	555,368	69,640	0	0	0	0	0	625,008
TV	2,617,622	2,348,895	941,276	82,885	49,677	0	61,594	6,101,949
TV	3,678,820	1,613,209	2,627,003	0	0	0	288,637	8,207,669
TV	3,987,650	2,117,074	500,661	417,646	23,896	0	181,487	7,228,414
	3,746,094	1,032,684	1,476,840	39,780	0	0	0	6,295,398
	2,102,663	1,275,627	2,137,456	0	11,635	0	350,686	5,878,067
	5,651,450	1,517,468	2,505,890	385,234	15,635	0	778,433	10,854,110
	8,211,248	4,652,933	918,982	745,454	129,454	0	324,361	14,982,432
가	7,026,435	5,472,156	1,902,577	523,279	19,543	1,115,373	0	16,059,363
	6,109,390	3,116,000	1,580,261	589,296	20,583	0	925	11,416,455
	7,649,236	3,041,528	3,670,421	516,022	171,710	0	1,578,301	16,627,218
TV	5,037,585	4,145,891	1,421,678	502,008	728,798	677,543	1,603,269	14,116,772

(2002 ~ 2003)

(:)

	2002			2003		
	1,904,417,122	990,883,580	933,113,685	2,498,719,943	1,440,805,430	1,057,914,511
	16,003,505	8,326,753	7,841,292	20,997,647	12,107,609	8,890,038
	27,436,531	17,628,152	9,808,379	25,522,468	15,377,210	10,145,258
	6,716,048	2,208,905	4,507,143	7,927,561	3,795,058	4,132,503
TV	6,108,387	3,634,828	2,473,559	6,351,408	3,439,614	2,911,794
	5,656,031	1,428,732	4,227,299	7,429,975	2,197,155	5,232,820
TV	7,426,382	5,502,216	1,924,166	7,365,581	4,381,228	2,984,353
TV	20,464,893	12,714,348	7,750,545	20,085,346	9,818,952	10,266,394
	13,134,579	5,142,439	7,992,140	15,168,812	5,534,392	9,634,420
	1,959,549	1,264,185	695,364	2,510,966	1,120,767	1,390,199
TV	5,762,331	1,068,894	4,693,437	7,393,314	1,525,992	5,867,322
TV	23,778,952	17,205,458	6,573,494	27,563,805	18,471,504	9,092,301
TV	19,636,038	14,375,022	5,261,016	25,216,451	18,132,990	7,083,461
	8,824,657	2,661,996	6,162,661	8,660,827	1,790,380	6,870,447
	53,784,231	23,206,263	30,577,968	73,029,206	31,998,438	41,030,768
	10,071,447	1,901,804	8,169,643	38,273,208	19,778,815	18,494,393
TV	16,215,338	13,506,219	2,709,119	15,242,407	11,636,819	3,605,588
	4,862,862	931,966	3,930,896	6,572,527	1,810,466	4,762,061
	33,650,495	8,309,602	25,340,893	36,782,417	5,904,931	30,877,486
TV	28,799,004	17,409,960	11,389,044	28,514,287	14,869,046	13,645,241
	22,753,165	6,465,611	16,287,554	29,207,520	8,784,794	20,422,726

()

(:)

	2002			2003		
	6,034,536	1,709,616	4,324,920	5,230,330	1,291,852	3,938,478
	11,466,239	3,122,018	8,344,221	12,766,914	3,443,128	9,323,786
TV	31,487,460	23,089,092	8,398,368	36,389,463	25,031,948	11,357,515
TV	32,738,077	19,316,474	13,421,603	33,081,891	18,372,394	14,709,497
	11,182,035	2,904,625	8,277,410	14,439,131	2,928,373	11,510,758
TV	5,997,020	1,914,125	4,082,895	5,522,648	1,676,288	3,846,360
	8,108,440	4,868,696	3,239,744	6,607,476	3,360,895	3,246,581
TV	22,431,407	4,436,660	17,994,747	25,164,600	4,236,764	20,927,836
	5,120,505	314,736	4,805,769	5,638,039	755,832	4,882,207
TV	29,815,989	16,052,200	13,763,789	35,352,463	16,876,498	18,475,965
TV	24,968,445	15,336,947	9,631,498	30,749,062	17,510,059	13,239,003
TV	13,570,367	11,471,730	2,098,637	15,039,692	11,800,649	3,239,043
	17,621,114	13,125,819	4,495,295	212,368,965	154,017,634	58,351,331
	7,548,783	5,727,880	1,820,903	11,488,277	8,211,634	3,276,643
	8,293,355	9,782,637	1,489,282	6,342,575	6,912,416	569,841
	4,425,406	1,209,662	3,215,744	4,517,975	1,033,395	3,484,580
	3,120,427	635,345	2,485,082	3,129,899	697,419	2,432,480
TV	37,047,604	27,333,815	9,713,789	30,497,318	21,651,996	8,845,322
TV	8,208,033	1,521,839	6,686,194	11,633,360	2,009,852	9,623,508
	16,165,588	16,511,141	345,553	19,526,285	20,960,175	1,433,890
TV	4,637,644	692,992	3,944,652	4,209,196	1,108,190	3,101,006

()

(:)

	2002			2003		
	33,614,543	30,291,101	3,323,442	21,324,327	18,064,521	3,259,806
	5,479,363	964,957	4,514,406	6,695,066	1,188,967	5,506,099
	5,453,823	1,228,107	4,225,716	6,647,160	1,454,208	5,192,952
	2,193,950	728,990	1,464,960	1,323,481	632,676	690,805
TV	1,486,086	2,901,814	1,415,728	1,537,907	2,064,585	526,678
TV	2,732,177	904,306	1,827,871	4,683,524	3,058,141	1,625,383
TV	4,669,425	1,382,760	3,286,665	7,379,180	3,964,550	3,414,630
	16,010,292	12,964,824	3,045,468	17,167,430	12,501,858	4,665,572
TV	3,465,339	3,773,050	307,711	5,147,914	3,053,856	2,094,058
TV	4,523,176	6,101,354	1,578,178	8,399,804	6,043,227	2,356,577
	15,154,260	8,448,182	6,706,078	14,567,395	6,531,745	8,035,650
TV	2,301,223	1,193,030	1,108,193	3,510,927	1,223,067	2,287,860
TV	15,674,006	13,329,937	2,344,069	17,595,506	12,776,434	4,819,072
	12,093,223	7,489,659	4,603,564	15,897,385	6,983,456	8,913,929
TV	1,662,134	636,030	1,026,104	1,838,803	746,365	1,092,438
	7,884,251	3,124,191	4,760,060	7,438,699	2,399,497	5,039,202
	6,029,808	2,176,076	3,853,732	6,675,346	2,043,398	4,631,948
TV	4,749,783	6,976,577	2,226,794	8,924,648	6,887,132	2,037,516
TV	3,197,682	2,246,435	951,247	6,177,866	3,724,946	2,452,920
TV	7,172,738	2,821,222	4,351,516	12,753,900	10,346,765	2,407,135
	42,224,800	29,451,790	12,773,010	44,389,739	38,857,925	5,531,814

()

(:)

	2002			2003		
TV	4,403,432	2,029,977	2,373,455	5,463,973	2,152,567	3,311,406
	14,466,352	12,656,505	1,809,847	37,418,300	37,194,978	223,322
TV	7,834,194	1,396,205	6,437,989	11,962,526	5,485,791	6,476,735
TV	11,761,289	5,418,238	6,343,051	11,140,022	5,035,835	6,104,187
TV	6,798,557	1,143,772	5,654,785	7,765,835	1,179,801	6,586,034
TV	12,287,253	6,147,371	6,139,882	11,802,115	6,238,882	5,563,233
	6,862,845	3,120,385	3,742,460	6,881,281	2,930,197	3,951,084
	18,400,336	15,452,032	2,948,304	19,511,843	16,459,546	3,052,297
TV	2,309,873	7,067,210	4,757,337	2,642,788	7,440,832	4,798,044
	10,236,172	7,626,406	2,609,766	10,093,107	7,585,604	2,507,503
TV	9,672,899	1,258,468	8,414,431	17,437,111	8,024,016	9,413,095
	13,602,810	11,038,166	2,565,644	22,159,477	19,212,189	2,947,288
TV	23,996,236	12,977,220	11,019,016	44,735,006	35,116,309	9,618,697
TV	32,561,939	879,430	31,682,509	46,717,093	13,475,569	33,241,524
	15,174,158	6,501,828	8,672,330	18,540,997	8,029,730	10,511,267
TV	62,929,872	69,764,561	6,834,689	70,578,731	72,432,039	1,853,308
TV	54,701,284	16,860,202	37,841,082	88,291,790	55,038,973	33,252,817
	71,479,547	46,999,603	24,479,944	81,404,877	49,057,608	32,347,269
	163,905,111	65,510,942	98,394,169	120,068,606	55,350,366	64,718,240
TV	13,336,384	2,351,073	10,985,311	14,418,837	3,175,856	11,242,981
	8,356,064	1,008,704	7,347,360	9,794,905	3,072,562	6,722,343

()

(:)

	2002			2003		
TV	16,832,067	8,682,985	8,149,082	17,977,316	7,718,825	10,258,491
TV	0	0	0	5,221,123	1,074,930	4,146,193
	79,455,905	45,547,895	33,908,010	64,070,546	52,203,413	11,867,133
	19,375,454	2,148,635	17,226,819	19,513,354	4,410,061	15,103,293
	6,349,567	2,369,181	3,980,386	7,064,393	2,811,241	4,253,152
TV	21,724,595	4,583,572	17,141,023	26,820,219	9,125,682	17,694,537
TV	15,997,991	11,721,435	4,276,556	9,445,123	6,428,918	3,016,205
	0	0	0	35,360,914	26,854,380	8,506,534
TV	13,193,835	2,662,051	10,531,784	14,824,714	2,606,940	12,217,774
	8,270,863	3,137,991	5,132,872	20,774,763	16,584,444	4,190,319
	27,482,406	5,649,042	21,833,364	46,862,586	13,857,693	33,004,893
TV	7,733,652	809,577	6,924,075	10,312,628	2,782,967	7,529,661
TV	14,208,268	10,568,509	3,639,759	79,458,581	75,368,720	4,089,861
TV	8,924,689	1,437,715	7,486,974	11,690,917	4,776,229	6,914,688
TV	7,254,051	3,303,263	3,950,788	6,965,228	3,710,743	3,254,485
TV	2,875,909	1,431,039	1,444,870	3,102,778	4,219,034	1,116,256
TV	7,108,483	2,104,867	5,003,616	5,711,957	2,006,472	3,705,485
	28,717,675	18,060,759	10,656,916	37,283,005	29,839,316	7,443,689
TV	5,981,939	2,267,595	3,714,344	7,473,028	2,006,930	5,466,098
	16,089,706	6,332,957	9,756,749	17,322,132	7,087,464	10,234,668
TV	5,069,241	2,180,779	2,888,462	4,908,479	2,439,399	2,469,080

()

(:)

	2002			2003		
TV	7,013,748	2,759,069	4,254,679	6,602,050	2,470,958	4,131,092
TV	4,937,276	1,605,567	3,331,709	5,178,314	2,226,979	2,951,335
TV	13,873,520	3,831,096	10,042,424	15,564,157	3,463,863	12,100,294
TV	4,680,674	5,612,256	931,582	6,006,800	6,627,773	620,973
	0	0	0	4,406,401	611,947	3,794,454
TV	7,182,316	3,817,924	3,364,392	7,203,807	2,424,282	4,779,525
TV	7,375,558	3,667,066	3,708,492	8,184,254	4,453,995	3,730,259
TV	9,244,603	658,652	8,585,951	24,986,836	11,007,411	13,979,425
	12,078,694	6,263,527	5,815,167	16,661,081	13,282,328	3,378,753
TV	5,707,159	1,455,567	4,251,592	5,881,996	1,829,337	4,052,659
	22,921,632	10,915,313	12,006,319	30,155,272	16,087,189	14,068,083
	28,944,254	4,601,000	24,343,254	35,162,649	4,308,500	30,854,149
가	30,772,868	17,696,387	13,076,481	30,553,745	13,741,652	16,812,093
	14,093,336	5,958,704	8,134,632	15,032,726	4,722,799	10,309,927
	15,837,750	3,943,479	11,894,271	15,992,894	2,653,771	13,339,123
TV	17,229,355	9,110,787	8,118,568	21,564,305	10,486,334	11,077,971

(2003)

	(%)				(%)			
	가		가					
	2002	2003	2002	2003	2002	2003	2002	2003
	130.3	7.0	22.0	11.1	13.7	3.7	5.0	14.3
	46.4	18.0	8.6	19.8	11.8	10.7	9.9	6.3
TV	52.3	4.0	11.0	6.4	17.4	21.8	16.4	6.3
	41.4	31.4	36.5	47.3	8.9	28.4	6.9	20.9
TV	201.9	0.8	24.4	6.6	30.9	29.1	20.6	18.6
TV	168.2	1.9	19.2	1.8	33.9	32.6	23.6	24.0
	291.2	15.5	1345.2	67.5	20.5	21.8	17.7	17.8
	29.9	28.1	18.6	19.3	15.5	23.7	11.5	17.5
TV	20.1	30.0	32.1	29.9	17.5	20.9	12.6	20.3
TV	131.1	15.9	87.4	60.4	26.0	27.2	27.0	20.0
TV	77.0	28.4	15.7	3.9	30.5	28.6	20.9	20.7
	45.1	1.9	1.3	54.5	11.6	30.8	29.7	30.3
	19.2	35.8	12.8	10.3	20.1	21.8	14.3	24.0
	13.2	280.0	56.5	0.3	11.1	12.5	3.5	9.6
TV	252.2	6.0	16.8	16.1	22.7	20.0	14.8	10.8
	29.5	35.2	341.1	90.3	38.7	18.2	36.0	17.9
	17.2	9.3	62.6	17.7	26.3	33.7	18.1	24.3
TV	108.5	1.0	43.8	15.0	25.6	27.0	18.6	19.8
	45.7	28.4	68.3	18.9	34.3	33.1	27.6	28.9

()

	(%)				(%)			
	가		가					
	2002	2003	2002	2003	2002	2003	2002	2003
	14.5	12.6	5.2	0.5	18.1	21.4	19.0	7.4
	42.9	11.3	155.3	12.4	42.3	35.5	25.5	23.4
TV	170.7	15.6	111.0	88.4	20.8	24.8	18.7	14.6
TV	59.3	1.1	0.5	9.9	20.6	25.9	5.9	10.1
	18.6	24.0	24.0	8.5	21.1	23.7	14.2	22.9
TV	7.7	7.9	20.0	6.9	8.4	1.4	5.8	4.3
	13.6	18.5	55.4	3.1	20.0	0.1	13.4	1.5
TV	1.3	12.2	2.8	1.3	12.1	22.0	12.4	19.2
	7.4	10.1	20.5	37.2	17.6	1.2	17.8	2.1
TV	16.3	18.6	25.8	17.6	22.5	22.1	16.0	56.6
TV	185.8	23.2	60.6	49.8	29.7	22.6	20.9	16.4
TV	36.3	10.8	63.7	2.0	31.3	24.4	27.8	11.9
	283.3	1105.2	7.9	354.1	19.6	0.2	12.5	1.6
	43.7	52.2	60.5	1.7	25.5	27.7	11.4	17.8
	138.1	23.5	18.2	4.1	21.2	28.5	13.4	18.1
	3.7	0.9	843.8	85.3	14.4	4.2	14.7	4.0
	69.5	0.3	23.8	15.1	27.6	3.1	29.7	1.5
TV	78.4	17.7	104.0	10.2	27.0	13.0	53.3	0.6
TV	74.8	41.7	44.4	18.2	50.1	50.0	37.1	36.9
	352.7	20.8	27.7	22.0	29.0	19.9	18.8	17.7
TV	6.9	11.2	7933.2	36.0	11.2	20.7	11.8	19.8
	48.1	36.6	59.4	3.3	27.2	33.6	6.1	0.8

()

	(%)				(%)			
	가		가					
	2002	2003	2002	2003	2002	2003	2002	2003
	27.0	22.8	2802.5	112.9	83.9	0.0	84.0	6.7
	44.9	15.2	41.5	0.6	26.3	22.4	22.4	14.6
	17.7	39.2	3673.7	8.5	86.1	41.8	85.8	41.9
TV	17.9	3.5	24.0	15.3	33.0	28.8	29.0	24.3
TV	11.8	71.4	1230.6	27.6	24.6	4.2	24.6	6.2
TV	6.5	58.0	18.1	0.1	8.2	3.9	6.8	2.5
	128.7	2.1	35.1	11.5	7.2	22.0	4.4	2.3
TV	68.3	43.4	25.6	7.7	31.8	37.3	28.0	34.9
TV	93.9	5.0	86.0	7.3	63.4	2.9	70.7	16.2
	128.1	3.9	5.1	12.2	32.5	22.2	34.5	16.5
TV	27.7	1.4	117.6	28.5	104.5	4.1	101.0	4.2
TV	30.6	12.3	74.1	13.1	33.1	32.1	28.8	22.7
	43.9	17.6	96.3	36.4	22.6	37.7	16.0	32.6
TV	66.2	10.6	2.1	7.5	32.2	8.9	32.8	10.9
	6.3	5.7	205.3	29.2	4.3	11.6	0.4	7.1
	9.3	10.7	21.1	7.6	24.3	25.0	17.3	18.9
TV	135.1	4.6	125.0	57.9	94.2	3.3	108.6	17.9
TV	207.7	36.0	18.9	25.2	5.6	5.6	4.0	0.9
TV	58.1	77.8	23.0	41.1	36.5	19.0	28.7	19.9
	38.6	5.1	40.0	4.1	37.9	31.0	22.9	85.7
TV	61.3	24.1	38.0	111.4	20.5	14.2	19.7	10.8

()

	(%)				(%)			
	가		가					
	2002	2003	2002	2003	2002	2003	2002	2003
	191.9	158.7	15.7	73.2	19.9	3.0	10.7	14.6
TV	32.7	54.8	22.5	1.7	19.9	15.9	18.1	1.8
TV	65.1	5.3	128.3	12.5	5.8	0.7	5.7	4.1
TV	7.3	14.2	26.0	5.0	10.3	11.7	8.6	9.6
TV	98.9	3.9	166.4	23.5	0.7	3.3	1.9	13.6
	2.7	0.3	10.7	1.5	3.6	3.5	3.7	3.0
	297.0	6.0	198.4	21.4	3.9	8.4	3.6	0.9
TV	34.8	14.4	4.3	8.4	8.5	8.6	6.4	1.2
	169.3	1.4	187.4	30.5	5.9	7.0	15.9	1.5
TV	1.0	80.3	11.2	4.1	20.0	15.7	19.6	13.7
	-	62.9	-	134.5	14.1	11.3	22.0	3.7
TV	197.4	86.4	21.4	114.3	24.6	18.8	14.0	8.4
TV	-	43.5	-	13.7	13.2	11.6	9.4	12.3
	5.6	22.2	24.5	8.2	13.5	10.5	12.1	7.6
TV	66.7	12.2	46.9	81.4	41.2	14.6	64.7	23.6
TV	28.9	65.1	19.8	22.4	7.5	3.1	0.5	15.8
	1.3	13.9	64.0	20.5	29.8	31.6	12.1	22.1
	32.5	26.7	47.8	63.4	20.7	14.6	2.0	85.5
TV	3.2	8.1	82.3	29.3	2.6	1.2	8.5	5.9
	-	17.2	-	3471.9	53.2	7.3	54.1	6.6
TV	-	6.8	-	31.7	8.8	25.1	19.5	17.7
TV	-	-	-	-	-	9.8	-	9.7

()

	(%)				(%)			
	가		가					
	2002	2003	2002	2003	2002	2003	2002	2003
	86.0	19.4	62.9	31.5	21.8	8.0	5.8	112.2
	715.5	0.7	4.3	124.0	1.8	30.7	7.6	28.8
	5.0	11.3	21.4	7.5	3.1	15.4	3.5	1.4
TV	11.5	23.5	51.4	45.3	7.4	10.1	4.5	4.7
TV	149.3	41.0	67.6	24.3	45.4	4.3	58.7	19.2
	-	-	-	-	-	21.4	-	3.7
TV	3.2	12.4	20.7	15.7	10.0	19.5	5.4	21.4
	21.3	151.2	92.9	20.6	38.3	32.7	41.6	49.3
	7.5	70.5	35.7	7.6	26.7	24.3	18.1	20.3
TV	283.4	33.3	37.9	29.0	6.6	11.4	5.7	14.7
TV	9.6	459.2	50.3	37.5	8.5	15.5	6.2	4.5
TV	1.1	31.0	44.2	6.9	10.6	25.9	0.4	21.6
TV	-	-	-	-	-	11.4	-	16.3
TV	32.6	7.9	76.9	96.6	24.9	13.6	20.6	87.1
TV	287.1	19.6	6.4	188.5	124.6	120.3	132.6	118.9
	75.4	29.8	35.8	76.9	23.0	23.2	10.8	33.6
TV	110.4	24.5	52,336.4	59.6	27.2	45.3	28.7	35.0
	12.2	7.7	118.5	30.6	8.3	9.9	5.0	7.9
TV	17.1	27.6	85.4	50.8	55.9	10.0	57.5	12.3
TV	11.5	5.5	29.3	7.2	5.8	3.3	13.1	1.0
TV	36.2	36.9	113.0	20.2	3.0	9.4	3.4	8.3
TV	40.9	12.2	26.1	63.3	23.3	24.4	23.6	22.7

()

	(%)				(%)			
	가		가					
	2002	2003	2002	2003	2002	2003	2002	2003
TV	414.1	21.2	149.0	151.8	166.8	25.8	185.3	41.8
	-	-	-	-	-	102.7	-	117.7
TV	45.8	0.3	30.6	7.1	29.3	32.2	22.6	23.2
TV	19.1	11.0	226.0	156.1	58.5	1.8	60.7	1.6
TV	8.3	170.3	76.8	70.5	6.4	11.7	13.6	5.6
	-	37.9	-	320,603	1,264.9	36.4	373.6	55.0
	3.2	3.1	73.8	76.2	12.5	4.8	10.4	3.2
	22.1	31.6	65.9	30.1	33.8	27.2	19.8	19.0
	33.2	21.5	32.0	25.4	43.8	47.3	37.2	43.5
가	48.6	0.7	176.0	38.1	20.5	27.5	14.8	23.3
	30.2	6.7	206.7	45.1	27.6	31.5	19.8	19.1
	14.0	1.0	79.8	66.5	29.0	32.9	19.8	22.1
TV	29.1	25.2	42.8	17.9	21.8	26.0	13.9	21.2

	()		(%)			
	2002	2003	2002	2003	2002	2003
	0.4	0.5	35.7	39.8	179.7	151.6
	0.3	0.4	67.1	52.1	49.0	91.8
TV	1.1	1.1	40.5	45.8	146.9	118.1
	0.6	0.6	74.7	70.4	33.8	42.0
TV	0.7	0.8	25.9	40.5	286.0	146.8
TV	0.5	0.5	37.9	51.1	164.0	95.6
	0.4	0.6	60.8	63.5	64.3	57.4
	1.7	1.6	35.5	55.4	181.8	80.6
TV	0.8	0.8	81.5	79.4	23.1	26.0
TV	0.3	0.5	27.6	33.0	261.7	203.2
TV	0.4	0.3	26.8	28.1	273.2	256.0
	0.2	0.3	69.8	79.3	43.2	26.1
	0.4	0.3	56.9	56.2	72.2	78.0
	0.4	0.1	81.1	48.3	23.3	106.9
TV	0.4	0.5	16.7	23.7	498.5	322.7
	0.5	0.7	80.8	72.5	23.7	38.0
	0.6	0.6	75.3	83.9	32.8	19.1
TV	0.3	0.4	39.5	47.9	152.9	109.0
	0.5	0.5	71.6	69.9	39.7	43.0
	1.0	1.1	71.7	75.3	38.4	32.8
	0.8	0.8	72.8	73.0	65.8	36.9
TV	0.3	0.6	26.7	31.2	274.9	220.4
TV	0.4	0.4	41.0	44.5	143.9	124.9
	1.0	0.8	74.0	79.7	33.2	25.4
TV	0.9	1.0	68.1	69.6	46.9	43.6
	0.7	0.9	40.0	49.1	98.7	103.5
TV	0.7	0.6	80.2	83.2	24.7	20.2
	0.5	0.7	93.9	86.6	6.5	15.5
TV	0.9	0.9	46.2	52.3	116.6	91.3

()

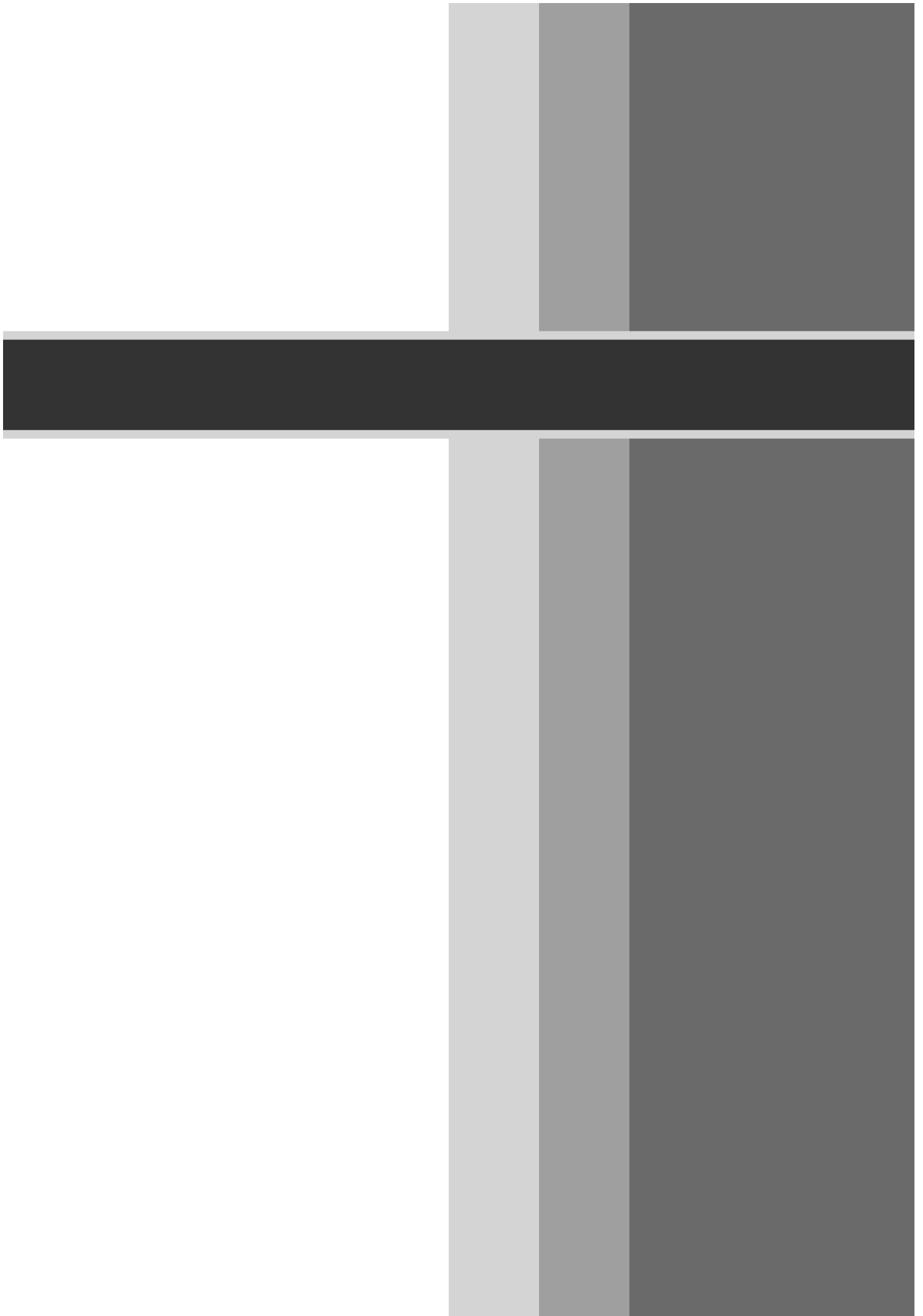
	()		(%)			
	2002	2003	2002	2003	2002	2003
TV	0.6	0.7	38.6	43.1	259.2	132.3
TV	0.7	0.6	15.5	21.5	546.6	364.3
	0.2	0.1	25.5	27.5	292.0	263.9
	1.1	0.7	24.1	28.5	314.6	250.6
	0.6	0.8	18.0	9.0	656.9	1213.0
	0.7	1.3	72.7	77.1	37.0	29.7
	1.3	1.1	79.6	77.7	25.6	28.7
TV	0.2	0.2	26.2	29.0	320.0	244.8
TV	0.8	0.7	81.5	82.7	22.8	20.9
	0.3	0.3	2.1	7.3	4,778.2	1,461.8
TV	0.8	1.1	85.1	73.7	18.4	35.7
	0.2	0.4	9.9	15.3	911.4	554.2
	0.5	0.8	82.4	82.2	5.9	21.6
	0.9	0.7	77.5	78.1	28.8	28.0
	0.9	1.4	66.8	52.2	50.4	91.6
TV	2.9	2.4	95.3	34.2	205.0	392.0
TV	0.9	0.6	66.9	34.7	49.5	188.1
TV	1.1	0.7	70.4	46.3	42.1	116.1
	0.2	0.2	19.0	27.2	283.7	268.0
TV	1.7	1.3	8.9	40.7	2,057.4	145.8
TV	0.2	0.3	34.9	28.1	222.6	256.4
	0.5	0.6	44.3	55.2	126.0	81.3
TV	0.4	0.5	48.2	65.2	50.4	53.5
TV	0.6	0.6	15.0	27.4	568.7	265.1
	0.6	0.6	38.1	56.1	142.3	78.3
TV	1.7	1.4	61.7	59.4	48.4	68.3
	0.4	0.6	60.4	67.7	65.6	47.6

()

	()		(%)			
	2002	2003	2002	2003	2002	2003
	0.7	0.7	63.9	69.4	56.5	44.1
TV	0.1	0.2	46.9	22.8	293.5	338.0
TV	0.6	0.6	29.7	39.7	87.7	151.9
TV	1.0	0.8	60.7	18.9	64.8	429.8
TV	0.9	1.6	53.9	60.6	85.5	65.0
	0.6	0.4	12.5	0.6	699.3	16,655.3
TV	1.0	0.7	82.2	54.1	22.0	84.7
TV	0.5	0.6	53.9	54.8	85.4	82.5
TV	1.5	1.2	83.2	84.8	20.2	17.9
TV	0.2	0.3	50.0	47.1	100.1	112.1
	1.0	1.0	54.5	57.4	83.4	74.2
	0.5	0.6	16.0	15.6	524.1	539.3
TV	1.4	1.3	2.6	181.6	148.6	155.1
	0.4	0.5	25.5	24.8	292.2	302.5
TV	0.7	0.4	87.0	54.0	15.0	85.2
	0.3	0.5	0	13.3	430.4	651.9
TV	0.3	0.4	45.9	21.5	117.8	365.1
TV	0.4	0.3	0	71.2	2.8	40.5
	1.5	1.3	57.2	56.7	75.0	76.4
TV	0.2	0.4	10.9	2.6	1020.7	3908.3
TV	0.3	0.2	0	37.7	46.0	165.5
	0.4	0.4	34.2	39.7	192.0	151.7
	0.2	0.4	60.0	53.9	64.4	85.5
TV	0.3	0.3	82.4	78.0	21.4	28.2
	0.0	1.0	0	68.6	13.7	45.7
TV	0.5	0.7	48.4	57.1	106.6	75.2
TV	0.0	0.7	0	79.4	0	25.9
	0.2	0.3	42.7	18.5	134.3	439.9
	0.2	0.4	0	77.4	12.5	29.2
	0.5	0.5	62.7	60.2	59.5	66.1
TV	0.4	0.5	78.9	66.0	26.7	51.6

()

	()		(%)			
	2002	2003	2002	2003	2002	2003
TV	0.2	0.4	26.7	31.9	274.1	213.1
	0	0.2	0	24.1	0	315.7
TV	0.5	0.5	79.8	82.4	25.3	21.3
	0.4	0.2	62.1	20.2	61.1	395.8
	0.5	0.3	79.4	70.4	25.9	42.0
TV	0.4	0.4	89.5	73.0	11.7	37.0
TV	0.5	0.1	25.6	5.1	290.4	1842.8
TV	0.3	0.2	83.9	59.1	19.2	69.1
TV	0	0.6	0	46.7	83.6	114.0
TV	0.6	1.1	50.2	36.0	99.0	378.0
TV	1.0	0.4	0	64.9	42.4	54.1
	0.2	0.3	37.1	20.0	169.5	400.9
TV	0.5	0.7	62.1	73.1	60.7	36.7
	0.3	0.4	60.6	59.1	64.9	69.2
TV	0.3	0.7	57.0	50.3	44.7	98.8
TV	0.6	0.6	60.7	62.6	65.3	59.8
TV	0.5	1.0	67.5	57.0	25.3	75.5
TV	0.4	0.6	72.4	77.7	38.1	28.6
TV	0.1	0.3	19.9	10.3	856.1	1067.3
	0	0.1	0	86.1	0	16.1
TV	0.8	0.8	46.8	66.3	113.5	50.7
TV	0.4	1.0	50.3	45.6	98.9	119.4
TV	0.5	0.3	92.9	55.9	7.7	78.7
	0.0	0.4	0	20.3	107.7	393.1
	0.6	1.0	74.5	68.9	34.2	45.1
	0.4	0.4	52.4	46.7	90.9	114.4
	0.4	0.4	84.1	87.7	18.9	14.0
가	0.4	0.5	42.5	55.0	135.3	81.7
	0.6	0.8	57.7	68.6	73.3	45.8
	0.6	1.0	75.1	83.4	33.2	19.9
TV	0.7	0.7	47.1	51.4	112.2	94.7



1

2. (2004 6)

			()		()
	HEALTH SKY TV				
	KTV				
	TV		TV		
	CBS TV		TV		
	C3TV				
	CTS TV				
	TV				
	TV				
	KTL-TV		PD		
	TV				
	DNC-TV				
	TV				
	DMBS				
	MUSIC STATION KISS				
TV	TV				
TV	TV		,		
TV	MBN				
	MIN				
	Medibiz TV		()		()
	Metv				
	MCN		()		
	3				
	CNGOGO TV				
	TV		(GM)		

			()		()
	TV				
	btn				
	BCN				
	Biz				
	, 26				
	CTN/ TV				
	TV				
	RTV				
	ABO/				
	TV				
	TCM&				
	CNTV				
	Food Channel				
	Home CGV				
	m.net				
	CJ				
	EDUON/EDU1,2,3				
	SBS				
	SBS				
	SBS				
	TV				
	TV				
	LG				
	MBC / MBC Movies				
	MBC				
	MBC-ESPN				
	MGM/MGMPPlus				

			()		()
	OBC				
	OCN		(GM)		
	OCN SUPER ACTION		(GM)		
	Catch On (plus)		(GM)		
	osb /				
	Ongamenet		(GM)		
	MTV		MANAGER		
	TV				
	YTN				
	WCN				
	TV				
	/				
	TV				
	TV				
	GGTV				
	e				
	EtN/EtN				
	TV가				
	JEI		()		()
	Q				
	GTV				
	KBS SKY				
	KBS KOREA				
	MCN				
	KMTV				
			(GM)		
	Tooniverse		(GM)		
	Sky				
	DIY				
	TV		TV		TV

			()		()
	hao TV				
	EBS 1,2				
	FTV				
	Satio				
	FS-TV				
	TV				
	CH[V]KOREA				
	KIDS-TV				
	HCB				
	가				

3. (2004 6)

		()		()
TV				
TV				
TV				
TV				
TV			가	
TV				
TV				
TV				
TV				
TV				
TV				
TV				
TV				

		()		()
TV				
TV				
TV				
TV				
TV				
TV				
TV				
TV				
TV				
TV				
TV				
TV				
TV				
TV				
TV				
TV				

		()		()
TV				
TV				
TV			-	-
TV				
TV				
TV				
TV				
TV			-	-
가				
TV				

4. (2004 6)

			()		()
	skylife				

2

1. (2004 11)

		(T)/ (F)	/
KBS		T. 02-781-1000 F. 02-781-1199	18 www.kbs.co.kr
KBS		T. 051-620-7100	1 63 http://busan.kbs.co.kr
KBS		T. 052-270-7100	416-7 http://ulsan.kbs.co.kr
KBS		T. 055-280-7100	97-1 http://changwon.kbs.co.kr
KBS		T. 055-740-7100	13-22 http://jinju.kbs.co.kr
KBS		T. 053-757-7321	4 245 http://daegu.kbs.co.kr
KBS		T. 054-850-7100	666 http://andong.kbs.co.kr
KBS		T. 054-280-7100	655 http://pohang.kbs.co.kr
KBS		T. 062-610-7100	1206-1 http://gwangju.kbs.co.kr
KBS		T. 061-270-7100	1 118-3 http://mokpo.kbs.co.kr
KBS		T. 061-750-7100	91-3 http://suncheon.kbs.co.kr
KBS		T. 063-270-7100	2 523-3 http://jeonju.kbs.co.kr
KBS		T. 042-470-7100	300 http://daejeon.kbs.co.kr
KBS		T. 043-260-7114	471 http://cheongju.kbs.co.kr
KBS		T. 043-840-7100	417 http://chungju.kbs.co.kr
KBS		T. 033-258-7100	86-1 http://chunchon.kbs.co.kr

		(T)/ (F)	/
KBS		T. 033-640-7100	62-5 http://gangneung.kbs.co.kr
KBS		T. 033-760-7000	79-1 http://wonju.kbs.co.kr
KBS		T. 064-740-7100	302-3 http://jeju.kbs.co.kr
MBC		T. 02-780-0011 F. 02-784-0880	31 www.imbc.com
MBC		T. 051-760-1000 F. 051-761-2162	316-2 www.psmbc.co.kr
MBC		T. 053-744-5001 F. 053-744-5520	1 www.tgmbc.co.kr
MBC		T. 042-330-3114 F. 042-220-2000	4-5 www.tjmbc.co.kr
MBC		T. 062-360-2000 F. 062-360-2155	300 www.kjmbc.co.kr
MBC		T. 063-220-8000 F. 063-226-1363	2가 151-9 www.jmbc.co.kr
MBC		T. 055-250-5000 F. 055-250-5001	525-1 www.masanmbc.co.kr
MBC		T. 033-259-1215 F. 033-254-6400	238-3 www.chmbc.co.kr
MBC		T. 043-229-7114 F. 043-255-9393	261-30 www.mbccj.co.kr
MBC		T. 064-740-2114 F. 064-746-9020	321-22 www.chejumbc.co.kr
MBC		T. 052-290-1114	409-1 www.ulsanmbc.co.kr
MBC		T. 033-650-2114 F. 033-650-2147	2 1091-6 www.krmbc.co.kr
MBC		T. 055-740-2120 F. 055-740-2109	47 www.jinjumbc.co.kr
MBC		T. 061-270-9000	1096-1 www.mokpombc.co.kr

		(T)/ (F)	/
MBC		T. 061-650-3312 F. 061-652-8506	101-1 www.ysmbc.co.kr
MBC		T. 054-851-7114 F. 054-854-3400	709-1 www.andongmbc.co.kr
MBC		T. 033-741-8114 F. 033-741-8149	1 1023-70 www.wjmbc.co.kr
MBC		T. 043-841-8114 F. 043-841-8199	680 www.cjmbc.kr
MBC		T. 033-571-3114 F. 033-571-3155	111 www.scmbc.co.kr
MBC		T. 054-289-0114	907-4 www.phmbc.co.kr
EBS		T. 02-2189-7114 F. 02-522-8013	463 www.ebs.co.kr
SBS		T. 2001-6745 F. 2001-6699	1 920 www.sbs.co.kr
		T. 051-850-9213 F. 051-850-9299	4 603-8 www.psb.co.kr
		T. 053-760-1900 F. 053-760-1888	201-9 www.tbc.co.kr
		T. 062-650-3003 F. 062-673-3352	111-14 www.ikbc.co.kr
		T. 042-281-1101 F. 042-284-5444	122-1 www.tjb.co.kr
		T. 052-228-6000 F. 052-228-6015	1521-1 www.ubc.co.kr
		T. 063-250-5249 F. 063-250-5249	656-3 www.jtv.co.kr
		T. 032-830-1000 F. 032-865-6300	587-46 www.itv.co.kr
		T. 043-279-3900 F. 043-265-7012	2 12-16 www.cjb.co.kr
		T. 064-740-7840 F. 064-740-7859	3 2750 www.jibstv.co.kr

	(T)/ (F)	/
	T. 033-241-7567 F. 033-241-8188	93 www.igtb.co.kr
	T. 031-210-0999 F. 031-210-0903	332-2 www.kfm.co.kr
	T. 02-2650-7074 F. 02-2654-2457	1 917-1 www.cbs.co.kr
	T. 02-3200-114 F. 02-3200-229	89 www.febc.net
	T. 02-2270-2114 F. 02-2270-2210	171 2-3 www.pbc.co.kr
	T. 02-705-5114 F. 02-705-5229	140 www.bbsfm.co.kr
	T. 063-850-3166 F. 063-843-3979	344-2 www.wbsfm.com
	T. 02-2230-6257 F. 02-2230-6269	171 www.rtsa.co.kr
	T. 02-311-5114 F. 02-311-5219	3-8 www.tbs.seoul.kr
	T. 02-580-3023 F. 02-580-3025	3 700? www.gugakfm.co.kr

2. (2004 6)

	TV			02-3475-5020	1467-80
	CBSTV			02-650-7000	917-1
	RTV			02-6366-0590	5가 526
	TV			02-2270-2114	1가2-3
				02-559-3800	3 960-12
	KTV			02-3450-2141	702-21
				02-788-3808	1
	CEM TV			051-557-4690	2 97-26
	DBN			053-751-9958	2 223-2
	TVStockChannel			02-2007-7706	5 2 680-24
	TV			02-3270-3300	945-2
	CINEON			02-515-9234	303 142-2
	HiCine21			02-6377-0500	116-25
	m.net NonStop			02-3440-4400	97-1
	XTM				
	HomeCGV				
	FoodChanne				
	m.net				
	CGV CHOICE				
	KMTV			02-3440-4400	256 CJ
	National Geographic Channel			02-3440-4589	97-1
SBS	SBS GOLF			02-2240-5600	3 88-2
SBS	SBS			02-2240-5600	3 88-2

SBS	SBS SPORTS			02-2240-5600	3	88-2
	CARTV			02-562-3431	3	736-46
	MBC-ESPN			02-368-2513	MBC	34-1
	OSB			02-3453-3663	4	114-15
	Sorte			02-761-7111	7	24-1
	Sorte+					
	A			02-597-6262	4	1533 402
	EduLifeTV			031-235-3000		1135
	HEALTHSKYTV			02-553-7234	4	169-14
	TV					
				02-537-9400	가 8	481-11 1011
	C3TV			02-3219-6314	11	923-5
	CTS TV			02-751-4242		2가 22
				02-466-9100	3	2가 3
	TV					
	ch			02-466-9100	3	2가 3
	TV			02-574-6304	2 501	467-23
	TV			02-520-9114	107	107
	KTL-TV			051-513-3377		55-3
	AniOneTV			02-795-2100		37 40-456
	DNC-TV			02-543-5421		64-20 2
	TV			02-779-2100		BD 1403
	TV			02-559-3400	4	158
	DTN			02-3663-0859	502	242-11

	TV			051-506-6004	158-48 3
	DMBS			02-3474-4670	7 1582
	TV			02-536-8840	3 1706-5
	Digital Radio KISS			02-3272-1900	4 105-11
	ON PPV			031-789-1114	249-1
	ON Demand				
	Movie Ace+			02-465-0341	356-19
	N-TV				
				02-784-4991	8 15-4
	TV			02-3662-5300	7 260-15
	TV			02-727-9700	1 3가 34-5
	MBN CNBC			02-2000-3114	17가 30-1
	MIN			02-514-3910	609 403-2
	MEDI TV			02-558-4300	2 772 4
	Medi-Orient				
	Medi-BeBe				
				02-542-4571	510-2
				02-783-1002	206 3-25
	MATV			02-2643-5874	811 41
	BTV				
	TV			02-3218-0665	2 503-5
	Me.TV			02-840-1113	5 3 775-4
	MCN			02-369-8855	2 13-31
	TV			031-789-9810	271-1 8
	CN GOGO TV			02-2659-9707	7 260-15
	TV			031-789-1114	249-1

	CRTV			02-780-7500	3 44-11
	GameSoup			02-3142-4416	95-3 6
	TV			031-463-7700	200-12 5 7
	BCN			02-515-1236	3 10-25
	BizTV			053-629-1515	1806-12 2
	mountain TV			02-337-6358	1 86-15
	TV			02-562-1581	2 4 746-23
	CTN			02-780-8200	17-9
	TV				
	OrangeTV			041-555-0118	271-1
	GameTV			02-3663-0935	671
	MIZ TIME TV			02-2164-8310	e-BIZ 1109 37†
	cinemaTV			02-3016-9500	2 891-37
	cinema TV Plus				
	ABO			02-547-7344	3 105-11
	DCN				
	DCNPLUS				
	TV			02-3446-4441	5 634-10
	CCN			051-516-1902	2 184-38
	Movie&Movie			02-3218-0632	503-5
	ClassicMovies			02-771-3500	120-20
	CNTV			02-368-2225	10 26-5
	CJ			02-2107-0114	2724
	AMC			02-3446-0725	33-1 B
	I.NET			02-3663-9201	6 260-15

				02-558-5100	929 837-26
				02-6366-0500	15 57+ 526
	ART-TV			02-703-5112	402 203-14
	AHATV			02-677-8579	155-1 602 4가
				02-2007-7711	21 1328-3
	PET-CH			02-2659-3900	SDM 301 3 671
	EDUON			02-6292-6500	SK 가 345-9 B-210
	EDU1				
	EDU2				
	EDU3				
	SBS			02-369-1030	10-2
	SBS				
	SBS				
	TV			02-2040-5400	4,5 714
	ABS			02-2104-0300	SK 가 345-9 B 408
	NHB			02-2107-8783	2
	VillageTV			02-572-7521	2 553-3
	LG			02-2007-4545	67+10
	MIDAS			02-784-8085	VIP 911 14-8
	MBCgame			02-368-2513	MBC 34-1
	MBC			02-368-2513	MBC 34-1
	MBC MOVIES				
	MGM			02-517-0274	2 118-4
	MGM				
	obc TV			02-953-9060	2,3 57+104-42

	CatchOnplus		,	031-789-1114	249-1
	SUPERAction				
	OCN				
	CatchOn				
	On Style				
	ongamenet		,	031-789-1114	249-1
	MTV			031-789-1114	249-1
			,	031-789-1114	249-1
				02-3448-5220	4 101-13
	YTN			02-398-8000	5가 6-1
				02-3660-3722	가 192-2
			,	02-2168-5074	12 923-12
	WCN			02-517-8113	2 503-5
	TV			02-2659-4713	671
	TBT			02-3477-0140	1 868-21
	TV			02-516-0046	2 2 218-17
				02-2637-9744	311-1 7 2 6가
	TV			031-904-8567	SDM 3 671
	e			031-388-8505	1041
	EtN			02-2106-2522	4 1563-10
	EtN				
	TV			02-2128-3332	47-8
	TV가			02-569-5995	169-25 2
	TV			02-565-9350	8 823-14
	JEITV			02-3660-3700	253-1
	EnglishTV				

				02-866-5959	197-48 3 505-2
	CLC			041-555-0118	452-8
	ChannelToday			02-3478-1141	3 1706-5 4
	TICON				
	TV			02-3424-7711	가 3 1487 102
	WAVETV			02-3477-5791	1706-5
	GGTV			02-338-5123	3 100-10
	GbsTV			1588-5866	KT 3 1022
	GBC			02-566-2740	64-2
	GTV			02-567-7110	SDN 787-9
				042-223-2119	2 391-8
	KBSSKYSports			02-781-8950	46
	KBSSKYDrama				
	TV			042-863-1003	3-1
	KMA Sports			02-816-0456	4 2 34-81
	Mplex			02-565-3319	2 668-2
	Qwiny			031-789-1141	249-2
	CMC TV			051-513-9112	가 2 2 783
	TLB			02-3491-4030	37가31-30
	CTV			02-2677-4740	4 2가 37-2
	Sky			02-3662-4700	671 2
	TV			02-6676-0024	94-46 6 7가
	FTV			02-814-3856	4 385-16
				02-6346-1234	917-1

	FS-TV			02-2671-3790	8 6가 311-1
	CH<V>KOREA			02-2657-0500	260-15
	KIDS-TV			02-571-5131	6 2 517-5
	KATV			02-735-7432	6 1가 1-4
	HCB-TV			033-264-7001	5 678-1
				02-2166-7287	499-1
	TV			02-2163-0400	가 481-11 8 601
				02-2143-2000	3가16-49
	HEN			02-532-5528	5 107-6
	Q			02-751-9351	7
	HistoryChannel				
	JBC				
	KCN			02-369-8855	13-31 2
	MCN				
	POP-TV			02-568-0063	11 1 654-3
	haoTV			031-477-4470	가 39-3 903
	TV			02-2185-7800	11 8-2
	EBS 1			02-526-2000	92-6
	EBS 2				
	Satio			02-336-3911	2 158-20
	KBSKorea			02-781-1023	18
	OUN			02-3668-4802-3	169
	TV			02-962-2114	4~5 820-8
	SkyHD			02-3219-6070	10 923-5
	SkyHD Movie				
	TV			02-813-1400	3 1-3

3. (2004 6)

			02-753-6781	112-44
			02-2267-8373	503 4가 310-68
	TV	,	02-365-0101	3가63-1
			02-332-8800	3 149-3
			02-318-1800	244-9
			02-498-6000	2가3
			02-3436-5070	615-27
			02-2215-0114	3 465-11
	TV		02-923-9333	1 1158-50
			02-433-2121	118-19
			02-942-5004	90-1558
			02-942-4532	90-1558
			02-3499-4000	47-47
			02-999-2953	472-485
			02-939-9393	1 1049-25 5
			02-938-7744	2 322-5
			031-380-4000	739 가2
			02-6930-7103	440-9
			02-2600-1000	3 1254 8
			02-3663-3663	652-12
	GS		02-2603-0588	6 969-7
			02-2107-6804	197-48 3 403
	TV		02-2165-9202	5 4가 441-10

			02-824-8080		2 358-3
		TV	02-872-2345		10 861-6
			02-837-9177		1 1578-51
			02-525-5000		1462-7
			02-585-1515		1440-7
		TV	02-2056-7777		239-1
			02-3431-3008	4	2 186
			02-2041-8800		338-23
			02-2041-8800		338-23
	' '		051-412-0666	4	1가 71
			051-293-0300		84-109
			051-242-4411	2	2가 260-2
			051-810-8505		1 677-1
		TV	051-810-8505		1 677-1
		TV	051-555-0300		1 178-18
			051-620-5000		73-11
			051-632-4466		73-11
	' '		051-320-1000		152-2
			051-365-0156	1	393-7
			051-746-1122		548
			051-782-3003		1130-14
			051-582-8181		67-14
		TV	051-524-8463		67-14

			053-628-9118	2	1822-2	
			053-263-7000		788-6	
			053-953-2274	2	1729	
			053-384-1600		3가 5-18	
			053-768-8888		569	
			053-764-0600		3가 73	
			053-551-2000		68-4	
		TCN		053-625-4655		698
			053-567-8000		3	1065
		DBS		053-568-2000	6	4 333-2
			053-768-8900		569	
			053-384-1600		902-25	
			032-761-8888		9-1	
			032-875-3644		203-3 3	
		032-580-7000		518-16		
		032-422-4758		282-1		
		1588-0201		4 433-98		
			062-417-5000		134-1	
			062-239-9000		94-1	
	TV		062-456-8585		95-10	
			062-239-9000		179-33	
			042-337-7000		220-2	
			042-288-7181	2	95-3	
			042-337-7300		62-1	
			042-288-7184	2	95-3	

				052-979-0100	1 700-4 6,7
				052-257-0001	619-2
				031-259-9250	228
				031-259-9190	228
				031-751-2619	23-3
	,			031-910-0101	236-1
	,	,		031-340-6767	6 1041
	,			02-380-4000	423-6
	,			031-414-4001	519-1
	,	,		031-840-9090	432
	,	,		031-872-0900	2 531-5 3
	,	,		031-590-4100	4 203-2
	가	,		1544-3334	194-10
	,	,		031-654-7711	140-7
				031-338-2183	534
	,	,		033-242-2131	701-1 0
	,	,		033-650-3341	2 1289

	' '			033-765-0100	883-2
	' '			033-747-4721	1349-2
	' '	TV		043-293-3000	153
	' '			043-901-7000	1113
	' '			043-850-7000	35
	' '			041-551-9999	2-108
	' '			041-551-9999	18-6
	' '			041-357-0100	123-6
	' '			041-856-0001	120
	' '			041-736-4500	164-3
	' '			063-250-6500	1 768-10
		TV		063-250-6500	1 768-10
	' '			063-850-8500	17가 244-5
	' '			063-531-3388	986-3

	' '			061-270-1500	198
	' '			061-273-5678	2 960-14
	' '			061-724-0100	2 1603-9 SKY
	' '			061-332-8700	1095-12
				061-383-9551	283-4
	' '	TV		054-251-7777	458-3
	'			054-278-5555	135-150
	' '			054-458-1234	274-9
	' '			054-535-7652	170-1
	' '			054-771-3344	644-10
	' '			054-855-0931	10

	' ,	CJ		055-267-6907	101-1
	' , ,	CJ가		055-326-0110	1259-6 4
	' , ,	CJ		055-252-0100	155-16
	' , ,			055-740-3001	9-9 5
				064-741-7777	304-22

4. (2004 6)

			02-2650-1010	1 918-1 5
			02-1544-0005	69-23
			02-515-7020	38-27 4
	TV	1	02-707-1112	1가 39-10
	가		051-972-0006	308
	가		051-894-3955	가 3 393-2
			051-892-1287	1 554-157
			051-523-6774	34-21
		1	051-721-2272	98-3
			051-542-7777	2 346-3
			051-896-5700	가 2 596-20
		9	051-468-2751	3 844-1
			051-291-9304	2 304
			051-728-5289	156-1
			051-501-2580	1 93-16
	TV		051-971-6620	1 4103-1
	가		053-767-2834	가 123-1
			053-243-1700	4 2270-41
	가		053-611-2233	4 1539-6
	TCN		053-814-5400	4-2

			032-932-9122	32
			032-836-0836	399-1
			032-836-0836	522
			032-932-3341	441-11
			032-582-3211	518-16
			032-574-8000	20-1
			032-883-7244	2 209-3
			032-424-0165	2 186-10
			032-773-1873	175
			032-883-2290	2가 1-43
			062-955-0372	694-6
			042-624-5181	가 2 394-1
			042-583-8317	141-7
	TV		052-295-8972	143
			052-262-6780	264-1
	TV	4	052-262-3589	219-1
			052-261-7427	145-10
			031-764-3564	460-5
			031-766-5353	234-13
			031-964-1881	609-12 4
			02-507-4000	1-7 가 503
			031-2617-4552	4 158-235
			031-563-4766	200-2 3
			031-551-1300	480-3
			031-527-7297	784-1
			031-591-9577	433-20
			031-593-3342	가 45-7

			031-574-7007	811-8
			031-865-3267	557-12
			032-673-3000	2 150-15
			031-416-2100	873-1 5
			031-953-1056	1 50-2
			031-585-3333	가 432-61
			031-879-4792	176
			031-773-5008	559-9
	6		031-291-7297	459-3
			033-681-3474	2
			033-682-1061	7 8
			033-573-4257	617
			033-572-0243	1 2 201-9
			033-572-6849	264
			033-481-2836	2 4
			033-378-4010	774-16
			033-378-7583	4 6
			033-562-3476	2 4
			033-562-7840	6 206
			033-563-0997	1 6
			033-591-2580	4 6
			033-452-7777	2
			033-458-0282	5 3
			033-452-2858	2

		033-458-1919		2 1
		033-461-3353		1 4
		033-592-3035		12 4
		033-336-3550		2 163
		033-333-5549		2 260-1
		043-833-5896		398
		043-832-3462		219
		043-832-4223		66-11
	()	043-877-0420		308
		043-422-0887		84-3
		043-422-0414		115
		043-422-3071		3 1112
		043-423-6021		472-6
		043-423-7097		408-3
	가	043-422-7963	가	1 482-16
		043-544-2326		45-7
		043-543-5661		4 171-1
		043-544-2510		2 163-1
		043-743-2071		84
		043-742-6458		315
		043-743-9078	가	174
		043-743-4555		583-4
		043-742-9575		386
		043-742-4028		46-1
		043-733-6789		374-2
		043-642-3253		434-1
		043-648-0416		3 351
		043-651-4524		282-41
		043-652-0020		428-2
		043-532-2772		33-2
		043-214-6767		3 251-18
	TV	043-297-8234		541-11
		043-298-0513		485-2
		043-218-3811		3-2
		043-231-6211	2	160-2

		043-848-0636	가 17
		043-852-5092	154-13
		043-852-2082	351-1
1		041-752-7069	145-5
		041-752-5026	420
		041-736-3005	180
		041-736-4844	71-7
		041-736-5450	174-15
		041-362-8487	161-15
		041-352-0160	853-1
		041-362-2923	257-2
		041-933-2567	725-1
		041-933-2567	78-1
		041-834-3396	2 318-1
		041-952-6233	335-9
		041-933-2567	47
		041-953-5814	145
		041-951-2330	226-4
		041-952-7126	147-3
		041-548-8811	524-13
		041-866-6577	190-12
		041-862-3534	603-14
		041-863-3333	219-1
	041-564-1602	157-20	
		063-636-2433	232-2
		063-584-1888	2
		063-322-1958	366-18
		063-652-7770	598-3
		063-652-5661	364
		063-351-5848	375-1
		063-432-6098	979
		063-535-3019	62-10

		061-432-0319	185
		061-834-6882	199
		061-833-9642	7-2
		061-834-6767	164-9
		061-842-5582	1168-1
		061-844-5000	2699-160
		061-834-4211	803-1
		061-833-6766	878
		061-772-8983	80
		061-772-8540	1312-10
		061-791-0082	1354
		061-772-1844	557-31
		061-772-1906	812-33
TV		061-858-1122	901-2
		061-754-5183	960
		061-754-0008	45
		061-724-5777	640-2
		061-754-1875	39-1
	()	061-275-4420	14
	()	061-262-2189	844
		061-271-3288	582-4
		061-275-5205	184
		061-275-8585	173-4
		061-665-8050	105
	()	061-665-7990	105 405
		061-644-0217	32
		061-665-9614	633
		061-662-1230	369
		061-662-3304	1359-2

		()	061-681-7001	10-7
			061-682-8910	478
			061-471-6363	938-9
			061-553-1041	441-4
			061-553-2038	164-8
			061-552-9824	201-7
			061-553-7516	1181-1
			061-862-8480	311-7
			061-552-8564	2 935-4
			061-553-9989	933-21
			061-542-5077	564
			061-534-0167	164-4
			054-371-2321	807-1
			054-856-3690	38
			054-636-2863	4 464
			053-857-0402	254
			053-851-4932	135-24
		()	054-775-7557	5 44-3
			054-751-2488	2 222
			054-761-3552	1382-12
			054-744-1900	761
			054-774-7995	2 440-1
			054-775-4768	1 459-1
			054-746-7289	1008-111
			054-751-2239	1 157-9
			053-813-0877	732-1 가 2
			054-746-7289	418-16
	TV		054-744-1314	1-12

	TV		054-746-0376	463-6
			054-465-0374	89-14
			054-571-1088	835
		()	054-555-0001	269-9
			054-553-4257	87-10
			054-672-4703	244-6
			054-673-8132	2 368
			054-672-6446	91-9
			054-672-8132	939
			054-672-7831	935
			054-673-0223	가 410
			054-672-6148	385-38
			054-672-7831	935
			054-672-6068	1132-4
			054-672-2616	441-7
			054-533-9235	350
			054-762-5008	2 25-9
			054-734-3865	25
			054-683-2404	2 544
			054-334-7291	405-6
			054-336-8893	902
			054-338-2338	7
			054-833-0558	749-3
			054-372-0806	176
			054-372-9346	930
			054-373-2552	493-8
			054-373-2022	3 603
			054-873-1256	179
			054-873-2717	129-2
			055-343-2987	274-96
			055-384-8233	848-16

		055-354-5493	381-5
CATV	1	055-853-3332	52-15
		055-973-3006	596-15
		055-973-5595	922-21
		055-973-2750	190-2
		055-633-3595	604
		055-633-9585	20
		055-632-5608	331
		055-681-2568	358-10
		055-681-0022	770-7
		055-674-5755	78-2
		055-673-0798	245-9
		055-834-6364	84-7
		055-673-3176	120-1
		055-673-0967	341-2
		055-641-7977	84-7
		055-642-5020	790-36
		055-646-9848	1129-3
	4	055-641-6001	437 C
	3	055-864-3570	1220
		055-867-6245	168-42
		055-862-6178	1400-1
		055-867-1040	510-3
		055-883-8574	124
		055-883-8232	599
		055-882-3334	219-1
		055-883-8395	59
		055-882-8980	589-1
		055-884-2511	1145-1
		055-883-1349	803
	1	055-962-2828	815

		3	055-271-8491	288-1 가 4
			055-964-2717	65
			055-963-9444	1141
			055-962-1345	1228-22
			055-962-9599	72-1
			055-572-1688	441-20
			055-572-1688	609-1
			055-574-9596	723-1
			055-573-3604	1029
			055-573-2567	365
			055-582-8063	773-11
			055-754-2131	646-3
			055-746-1419	946-1
			055-761-7885	545-2
			055-745-9909	287
			055-761-0100	466-3
			055-854-2163	40-1
			055-533-0277	300-8
			055-532-5808	471-2
			055-532-2800	244-1
			055-533-8740	352-19
			055-532-0771	818
	가		055-932-7645	가 16-1
	가 CATV		055-933-1412	가 820
			055-932-6616	272-8
			055-932-1919	24-3
			055-934-0711	135-5
		5	055-546-2825	761-266

			055-585-6569	50-1
			055-582-3053	246
			055-585-7110	1532-2
			055-586-5211	440
			055-587-8590	6-1
			055-582-4455	가 173-7
			064-755-1207	2 68-3
			064-732-5566	1460
			064-782-5002	325-1

5. (2004 6)

		02-6242-1845	1582-6 7
		02-766-5347	209 603
		02-6242-1845	869-9 9
		052-257-0001	619-2
		033-743-5233	243
		032-885-1562	421-7
		02-923-9300	2 234-38
TV		051-810-8500	1 677-1
		055-761-0981	491-16
TV		043-271-3000	1124
		042-345-3411	95-3

6. (2004 6)

		02-525-3000	837-26	10
		02-3701-1500	22	
		02-546-0880	736-2	
		02-2248-2939	463-5	
		02-539-0440	3 983-3	1
		02-563-5131	707-2	
		02-517-0788	203-1	A 824
		02-2000-9742	1가 25	
		02-2020-0940	139	
		02-565-8841	151-4	3
		02-785-1237	24-2	
		02-3701-2132	1가 61	
		02-778-5100	1가 32	518
		02-3701-5781	1가 68	
		02-394-4943	474-35	
		02-786-1641	13-25	9
		02-561-9341	897-28	
		02-516-4293	666-14	503
		02-512-0260	545-1	
		02-324-9431	369-36	4
		02-707-2929	33-1	403
		02-558-9981	688-4	401
		02-577-9188	84-15	
21		02-557-0852	166-5	2
		02-798-8989	155-5	
		02-569-5003	707-38	

		02-703-2277	3가 80-7 3
		02-555-5000	1343
		02-797-1235	155-5
		02-585-6061	1602-4 5
		02-797-0112	155-5 1
		02-751-9467	58-9 VNC
		02-3775-3112	43 17
		02-572-0600	84-17
		02-717-0015	536 218
		02-797-5390	2가 323-1 403
		051-852-2356	4 726-7
		051-552-1661	2 1177-9 6
		051-302-7171	369-9
		053-251-3535	53-3
		053-429-2035	1가 1
		053-429-6161	2가 210-1 1505
		053-425-5226	24-48
		053-751-5005	317-3 603
		062-228-7030	38-1 4
		052-227-4447	1 518-1 8
		032-875-1944	732
		031-727-0021	206
		033-631-2822	643-1
		033-744-7114	881 5
		041-532-2580	307-20
K.L.K		054-463-9111	308-1

7. (2004 6)

		02-2003-3000	100 15

2004

◆ 2004 11

◆

◆

158-715

923-5

15~19

02)3219-5114, 5332()

<http://www.kbc.go.kr>

◆ (02-2274-8940)

< >